

The City of Boynton Beach



City Commission Agenda Tuesday, March 20, 2018, 6:30 PM

City Hall Chambers
100 E. Boynton Beach Blvd., Boynton Beach, FL 33435
Regular City Commission Meeting

Boynton Beach City Commission

Mayor Steven B. Grant (At Large)
Vice Mayor Justin Katz (District I)
Commissioner Mack McCray (District II)
Commissioner Christina L. Romelus (District III)
Commissioner Joe Casello (District IV)

Lori LaVerriere, City Manager
James Cherof, City Attorney
Judith A. Pyle, City Clerk

MISSION

**To create a sustainable community by providing exceptional
municipal services, in a financially responsible manner.**

America's Gateway to the Gulfstream



www.boynton-beach.org

WELCOME

Thank you for attending the City Commission Meeting

GENERAL RULES AND PROCEDURES FOR PUBLIC PARTICIPATION AT CITY OF BOYNTON BEACH COMMISSION MEETINGS

THE AGENDA:

There is an official agenda for every meeting of the City Commissioners, which determines the order of business conducted at the meeting. The City Commission will not take action upon any matter, proposal, or item of business, which is not listed upon the official agenda, unless a majority of the Commission has first consented to the presentation for consideration and action.

- **Consent Agenda Items:** These are items which the Commission does not need to discuss individually and which are voted on as a group.
- **Regular Agenda Items:** These are items which the Commission will discuss individually in the order listed on the agenda.
- **Voice Vote:** A voice vote by the Commission indicates approval of the agenda item. This can be by either a regular voice vote with "Ayes and Nays" or by a roll call vote.

SPEAKING AT COMMISSION MEETINGS:

The public is encouraged to offer comment to the Commission at their meetings during Public Hearings, Public Audience, and on any regular agenda item, as hereinafter described.

City Commission meetings are business meetings and, as such, the Commission retains the right to impose time limits on the discussion on an issue.

- **Public Hearings:** Any citizen may speak on an official agenda item under the section entitled "Public Hearings."
- **Public Audience:** Any citizen may be heard concerning any matter within the scope of the jurisdiction of the Commission - Time Limit - Three (3) Minutes
- **Regular Agenda Items:** Any citizen may speak on any official agenda item(s) listed on the agenda after a motion has been made and properly seconded, with the exception of Consent Agenda Items that have not been pulled for separate vote, reports, presentations and first reading of Ordinances - Time Limit - Three (3) minutes

ADDRESSING THE COMMISSION:

When addressing the Commission, please step up to either podium and state, for the record, your name and address.

DECORUM:

Any person who disputes the meeting while addressing the Commission may be ordered by the presiding officer to cease further comments and/or to step down from the podium. Failure to discontinue comments or step down when so ordered shall be treated as a continuing disruption of the public meeting. An order by the presiding officer issued to control the decorum of the meeting is binding, unless over-ruled by the majority vote of the Commission members present.

Please turn off all pagers and cellular phones in the City Commission Chambers while the City Commission Meeting is in session.

City Commission meetings are held in the Boynton Beach City Commission Chambers, 100 East Boynton Beach Boulevard, Boynton Beach. All regular meetings are held typically on the first and third Tuesdays of every month, starting at 6:30 p.m. (Please check the Agenda Schedule - some meetings have been moved due to Holidays/Election Day).

1. OPENINGS

A. Call to Order - Mayor Steven B. Grant

Roll Call

Invocation

Pledge of Allegiance to the Flag led by Mayor Grant

Agenda Approval:

1. Additions, Deletions, Corrections

2. Adoption

2. OTHER

A. Informational items by Members of the City Commission

3. ANNOUNCEMENTS, COMMUNITY AND SPECIAL EVENTS AND PRESENTATIONS

A. The 7th Annual South Florida Police K9 Competition will be held March 24, 2018 from 2 p.m. - 8 p.m. at Boynton Beach High School. More than 30 K9 teams from across the state will compete in an obstacle course and the hardest hitting/fastest running dog competition. This is a free community event. There will be a bounce house, rock climbing wall and SWAT obstacle course for the kids. Food and drinks available for purchase. No pets allowed. For more information, visit www.sflpolicek9competition.com.

B. Announcement by The Links at Boynton Beach Golf Course of the winners of the 2017/2018 Palm Beach County Women's Interclub Match Play League.

C. Announcement by Recreation & Parks Director Wally Majors about the Youth Symposium that will be held at the Carolyn Sims Center on Saturday, April 7, beginning at 10 A.M..

D. Announcement by Mary DeGraffenreidt, Events and Programs Manager regarding the annual Egg-Stravaganza, which will be held at Ezell Hester, Jr. Community Center on Saturday, March 31, 2018, from 10 a.m. - 12 p.m..

E. Announcement of the launch of the City's new website on Tuesday, March 20 by Eleanor Krusell, Director of Public Communications and Marketing.

F. Announcement of the "Go Green Boynton Beach" events by Rebecca Harvey, Sustainability Coordinator.

G. Proclaim the month of April as Water Conservation Month for the City of Boynton Beach. Laura R.H. Corry Regional Representative for the South Florida Water Management District will accept the proclamation.

4. PUBLIC AUDIENCE

INDIVIDUAL SPEAKERS WILL BE LIMITED TO 3 MINUTE PRESENTATIONS (at the discretion of the Chair, this 3 minute allowance may need to be adjusted depending on the level of business coming before the City Commission)

5. ADMINISTRATIVE

- A. Appoint eligible members of the community to serve in vacant positions on City advisory boards. The following Regular (Reg) and Alternate (Alt) Student (Stu) and Nonvoting Stu (N/V Stu) openings exist:

Arts Commission: 1 Reg and 2 Alts
Building Board of Adjustments & Appeals: 2 Regs and 1 Alt
Employee Pension Board: 1 Reg
Historic Resource Preservation Bd.: 1 Alt
Senior Advisory Bd: 2 Alts
- B. Commission to discuss selection of Vice Mayor.
- C. Motion to approve the Mayor travelling to Les Cayes, Haiti, May 2 - 7, 2018

6. CONSENT AGENDA

Matters in this section of the Agenda are proposed and recommended by the City Manager for "Consent Agenda" approval of the action indicated in each item, with all of the accompanying material to become a part of the Public Record and subject to staff comments

- A. **PROPOSED RESOLUTION NO. R18-047** - Approve the agreement between the Boynton Beach Athletic Association, Inc. (BBAA) and the City that allows the BBAA to have exclusive use of the fields at Little League Park for a one year term beginning October 1, 2017.
- B. **PROPOSED RESOLUTION NO. R18-048** - Approve the Interlocal Agreement between the City and Palm Beach County for participation in the Drowning Prevention Coalition's (DPC) Learn to Swim Program, which provides vouchers to the public that may be redeemed for swimming lessons at the John Denson Pool.
- C. **PROPOSED RESOLUTION NO. R18-049** - Accept Quit Claim Deed from the Boynton Beach Community Redevelopment Agency for 120, 128 and 146 NW 11th Avenue within the Model Block project area.
- D. **PROPOSED RESOLUTION NO. R18-050** - Authorize the Mayor to sign two Easement Agreements that provides a 10 ft utility easement along the frontage of 116 and 124 NW 11th Avenue.
- E. Approve a \$5,000 donation to the Boy Scouts of America - Gulf Stream Council to go directly to support our Police Explorers; a youth mentoring program designed to help cultivate interest among our community youth in a future law enforcement career.
- F. Approve the Replat of Quantum Park at Boynton Beach, P.I.D. Plat No 5. as "Quantum Lake Villas West - Lot 52", conditioned on the approval being the certification of the plat documents by Gary Dunmyer (City Engineer).
- G. Approve the "Replat of a Portion of Lanehart's Subdivision" record replat, conditioned on the approval being the certification of the plat documents by Gary Dunmyer (City Engineer).
- H. Accept the Fiscal Year 2017-2018 Budget Status Report of the General Fund and the Utilities Fund for the three (3) month period ended December 31, 2017.
- I. Approve the one-year renewals of RFPs/Bids and/ or piggy-back contracts for the procurement of services and/or commodities as described in the written report for March 20, 2018 - "Request for Extensions and/or Piggybacks."
- J. Accept the written report to the Commission for purchases over \$10,000 for the month of February 2018.
- K. Legal Expenses - February 2018 - information at the request of the City Commission. No action required.

L. Approve the minutes from the Regular City Commission meeting held on March 6, 2018

7. BIDS AND PURCHASES OVER \$100,000

A. Approve the purchase of new and replacement vehicles for Fire Rescue and Police Departments in the amount of \$657,174.34 by utilizing the following contracts: Florida Sheriff's Association Contract #FSA17-VEL25.0 & FSA16-VEF12.0. The Florida Sheriff's Association's bid process satisfies the City's competitive bid requirements.

8. PUBLIC HEARING

7 P.M. OR AS SOON THEREAFTER AS THE AGENDA PERMITS

The City Commission will conduct these public hearings in its dual capacity as Local Planning Agency and City Commission.

A. **PROPOSED ORDINANCE NO. 18-003 - FIRST READING** - Approve One Boynton (aka Las Ventanas) Rezoning (REZN 18-005) from MU-L (Mixed Use Low District) to MU-4 (Mixed Use 4 District) to complete implementation of the CRA Community Redevelopment Plan's recommendation for the subject 14.6 acre property. Applicant: City-initiated.

B. **PROPOSED ORDINANCE NO. 18-004 - FIRST READING** - Approve Timeless Life Care and 601 S. Federal Mixed Use rezoning (REZN 18-006) from MU-L2 (Mixed Use Low 2 District) to MU-2 (Mixed Use 2 District) to complete implementation of the CRA Community Redevelopment Plan's recommendation for the subject 2.41 acre area. Applicant: City-initiated.

9. CITY MANAGER'S REPORT

A. Discussion on Public Art Ordinance - 1) Having public artists submit three public art concept proposals; 2) Mayor inquiry on a portion of public art fees collected going to environmental projects.

10. UNFINISHED BUSINESS

A. **PROPOSED RESOLUTION NO. R18-038** - Commission to consider a land sale agreement to Leisureville for land parcel adjacent to Palm Beach Leisureville. ***(Tabled to the March 20, 2018 Commission Meeting) (Leisureville has requested to postpone until April 3, 2018)***

11. NEW BUSINESS

A. Approve the request of Commissioner Mack McCray to distribute \$500 of his Community Support Funds to the Youth Enrichment Association for Academic & Athletics. East Boynton Beach Wildcats.

12. LEGAL - None

13. FUTURE AGENDA ITEMS

A. Result of Textile Recycling RFP and recommendation - **April 3, 2018**

B. Staff to review PBC Ordinance on Panhandlers - **April 2018**

C. Staff to bring information concerning the following land parcels for the Commission to review - **TBD**
Nichols Property
Rolling Green
Girl Scout Park

D. Vice-Mayor Katz has requested the City Attorney to provide update on legal issues with QPODD - **TBD**

- E. Mayor has requested to discuss a sustainability committee - **TBD**
- F. Staff to bring back to Commission results of negotiation with property owner a real estate purchase and sale agreement between the City of Boynton Beach and Brittany Bumgardner for a vacant parcel at the end of SW 24th Avenue adjacent to I-95. - **TBD**

14. ADJOURNMENT

NOTICE

IF A PERSON DECIDES TO APPEAL ANY DECISION MADE BY THE CITY COMMISSION WITH RESPECT TO ANY MATTER CONSIDERED AT THIS MEETING, HE/SHE WILL NEED A RECORD OF THE PROCEEDINGS AND, FOR SUCH PURPOSE, HE/SHE MAY NEED TO ENSURE THAT A VERBATIM RECORD OF THE PROCEEDING IS MADE, WHICH RECORD INCLUDES THE TESTIMONY AND EVIDENCE UPON WHICH THE APPEAL IS TO BE BASED. (F.S. 286.0105)

THE CITY SHALL FURNISH APPROPRIATE AUXILIARY AIDS AND SERVICES WHERE NECESSARY TO AFFORD AN INDIVIDUAL WITH A DISABILITY AN EQUAL OPPORTUNITY TO PARTICIPATE IN AND ENJOY THE BENEFITS OF A SERVICE, PROGRAM, OR ACTIVITY CONDUCTED BY THE CITY. PLEASE CONTACT THE CITY CLERK'S OFFICE, (561) 742-6060 OR (TTY) 1-800-955-8771, AT LEAST 48 HOURS PRIOR TO THE PROGRAM OR ACTIVITY IN ORDER FOR THE CITY TO REASONABLY ACCOMMODATE YOUR REQUEST.

ADDITIONAL AGENDA ITEMS MAY BE ADDED SUBSEQUENT TO THE PUBLICATION OF THE AGENDA ON THE CITY'S WEB SITE. INFORMATION REGARDING ITEMS ADDED TO THE AGENDA AFTER IT IS PUBLISHED ON THE CITY'S WEB SITE CAN BE OBTAINED FROM THE OFFICE OF THE CITY CLERK.



CITY OF BOYNTON BEACH AGENDA ITEM REQUEST FORM

COMMISSION MEETING DATE: 3/20/2018

REQUESTED ACTION BY COMMISSION:

Call to Order - Mayor Steven B. Grant

Roll Call

Invocation

Pledge of Allegiance to the Flag led by Mayor Grant

Agenda Approval:

1. Additions, Deletions, Corrections
2. Adoption

EXPLANATION OF REQUEST:

HOW WILL THIS AFFECT CITY PROGRAMS OR SERVICES?

FISCAL IMPACT: Non-budgeted

ALTERNATIVES:

STRATEGIC PLAN:

STRATEGIC PLAN APPLICATION:

CLIMATE ACTION: No

CLIMATE ACTION DISCUSSION:

Is this a grant? No

Grant Amount:



CITY OF BOYNTON BEACH AGENDA ITEM REQUEST FORM

COMMISSION MEETING DATE: 3/20/2018

REQUESTED ACTION BY COMMISSION: Informational items by Members of the City Commission

EXPLANATION OF REQUEST:

HOW WILL THIS AFFECT CITY PROGRAMS OR SERVICES?

FISCAL IMPACT:

ALTERNATIVES:

STRATEGIC PLAN:

STRATEGIC PLAN APPLICATION:

CLIMATE ACTION:

CLIMATE ACTION DISCUSSION:

Is this a grant?

Grant Amount:



CITY OF BOYNTON BEACH AGENDA ITEM REQUEST FORM

COMMISSION MEETING DATE: 3/20/2018

REQUESTED ACTION BY COMMISSION: The 7th Annual South Florida Police K9 Competition will be held March 24, 2018 from 2 p.m. - 8 p.m. at Boynton Beach High School. More than 30 K9 teams from across the state will compete in an obstacle course and the hardest hitting/fastest running dog competition. This is a free community event. There will be a bounce house, rock climbing wall and SWAT obstacle course for the kids. Food and drinks available for purchase. No pets allowed. For more information, visit www.sflpolicek9competition.com.

EXPLANATION OF REQUEST:

This is the 7th year the Boynton Beach Police Department has hosted the South Florida Police K9 Competition.

The 2018 South Florida Police K9 Competition will be held March 24, 2018 from 2 p.m. - 8 p.m. at Boynton Beach High School. More than 30 K9 teams from across the state will compete in an obstacle course and the hardest hitting/fastest running dog competition. This is a free community event. There will be a bounce house, rock climbing wall and SWAT obstacle course for the kids. Food and drinks available for purchase. No pets allowed. For more information, visit www.sflpolicek9competition.com.

HOW WILL THIS AFFECT CITY PROGRAMS OR SERVICES? N/A

FISCAL IMPACT: Non-budgeted N/A

ALTERNATIVES:

STRATEGIC PLAN: Boynton Beach Branding

STRATEGIC PLAN APPLICATION:

CLIMATE ACTION: No

CLIMATE ACTION DISCUSSION:

Is this a grant? No

Grant Amount:

ATTACHMENTS:

Type	Description
Other	Event Flyer



2018 SOUTH FLORIDA POLICE K-9 COMPETITION



March 24th
2 p.m. - 8 p.m.

Boynton Beach High School

Hosted By The BOYNTON BEACH POLICE DEPT.

Raffle Prizes

Food and Drinks

No Pets Allowed

Free Family Event

Bounce House

Rock Wall



WWW.SFLPOLICEK9COMPETITION.COM





CITY OF BOYNTON BEACH AGENDA ITEM REQUEST FORM

COMMISSION MEETING DATE: 3/20/2018

REQUESTED ACTION BY COMMISSION: Announcement by The Links at Boynton Beach Golf Course of the winners of the 2017/2018 Palm Beach County Women's Interclub Match Play League.

EXPLANATION OF REQUEST: Palm Beach County Team Match Play was established in 1959. The current women's golf courses that participate are Atlantis CC, The Links at Boynton Beach, Cypress Creek CC, Delray Beach GC, Lake Worth GC, PGA National Resort GC, North Palm Beach CC, and West Palm Beach GC. The Links at Boynton Beach GC joined in 2006 and this is the second year in a row the team has won first place.

HOW WILL THIS AFFECT CITY PROGRAMS OR SERVICES? N/A

FISCAL IMPACT: N/A

ALTERNATIVES: N/A

STRATEGIC PLAN:

STRATEGIC PLAN APPLICATION: N/A

CLIMATE ACTION: No

CLIMATE ACTION DISCUSSION: N/A

Is this a grant?

Grant Amount:



CITY OF BOYNTON BEACH AGENDA ITEM REQUEST FORM

COMMISSION MEETING DATE: 3/20/2018

REQUESTED ACTION BY COMMISSION: Announcement by Recreation & Parks Director Wally Majors about the Youth Symposium that will be held at the Carolyn Sims Center on Saturday, April 7, beginning at 10 A.M..

EXPLANATION OF REQUEST:

Participation in the Symposium is free for middle and high school students ages 13-18. Each participant will receive a 10 hour community certificate and lunch. Topics will include youth leadership, opioid crisis, career path discussion, cyberbullying and To Snitch, or Not to Snitch.

HOW WILL THIS AFFECT CITY PROGRAMS OR SERVICES? This will provide some very helpful information to teens in our community.

FISCAL IMPACT: Non-budgeted
None

ALTERNATIVES: Do not make the announcement.

STRATEGIC PLAN:

STRATEGIC PLAN APPLICATION:

CLIMATE ACTION: No

CLIMATE ACTION DISCUSSION:

Is this a grant? No

Grant Amount:

ATTACHMENTS:

Type	Description
<input type="checkbox"/> Attachment	Youth Symposium Flyer

PRESENTED BY



YOUTH SYMPOSIUM

"TO KNOW BETTER IS TO DO BETTER"



SATURDAY, APRIL 7, 2018

10:00 A.M. – 4:00 P.M.

Doors open at 9:00 a.m.

**CAROLYN SIMS CENTER
225 NW 12TH AVENUE**

FREE for middle and high school students ages 13-18. Each participant receives a 10 hour community service certificate and lunch.

RSVP to Franklin Ireland at 561-742-6641 or irelandf@bbfl.us by April 2.

KEY TOPICS

- Youth Leadership
- Opioid Crisis
- Career Path Panel Discussion
- Cyberbullying
- To Snitch, or Not to Snitch?

We Make Life Fun - Follow Along!

boynton-beach.org/recreation
f @boyntonbeachrecreationandparks
i @boyntonbeachrec



CITY OF BOYNTON BEACH AGENDA ITEM REQUEST FORM

COMMISSION MEETING DATE: 3/20/2018

REQUESTED ACTION BY COMMISSION: Announcement by Mary DeGraffenreidt, Events and Programs Manager regarding the annual Egg-Stravaganza, which will be held at Ezell Hester, Jr. Community Center on Saturday, March 31, 2018, from 10 a.m. - 12 p.m..

EXPLANATION OF REQUEST: The annual Egg-Stravaganza is one of the Recreation & Parks Department's most popular family events. Children 1-12 years old will be able to enjoy face painting, bounce houses, music, dancing, and, of course, meet & greet the Bunny!

HOW WILL THIS AFFECT CITY PROGRAMS OR SERVICES? No affect

FISCAL IMPACT: Budgeted
Events expenses are included in the Department's budget.

ALTERNATIVES: Do not make the announcement.

STRATEGIC PLAN:

STRATEGIC PLAN APPLICATION:

CLIMATE ACTION: No

CLIMATE ACTION DISCUSSION:

Is this a grant? No


Grant Amount:

ATTACHMENTS:

Type	Description
<input type="checkbox"/> Attachment	Egg Stravaganza Post Card

Egg-Stravaganza

March 31, 10:00 a.m. - 12:00 p.m.
Ezell Hester, Jr. Community Center
1901 N. Seacrest Blvd. Boynton Beach



All Egg Hunts begin at 11:00 a.m.
Games · Bunny Meet & Greet
Face Painting · Bounce Houses · Music · Dancing

For more information: 561.742.6642
For ADA modifications: 561.742.6649 or Florida Relay 1.800.955.8771





CITY OF BOYNTON BEACH AGENDA ITEM REQUEST FORM

COMMISSION MEETING DATE: 3/20/2018

REQUESTED ACTION BY COMMISSION:

Announcement of the launch of the City's new website on Tuesday, March 20 by Eleanor Krusell, Director of Public Communications and Marketing.

EXPLANATION OF REQUEST:

The City launched a new website as of today, Tuesday, March 20. The City's previous website was developed 14 years ago in 2004. A re-design of that site was done four years ago in 2014.

Although there were many goals in the design and development of the new website, the top five were:

- 1.) Utilization of Drupal, an open-source platform
- 2.) Responsive to mobile devices
- 3.) Customer driven
- 4.) ADA Compliant
- 5.) Brand the City

HOW WILL THIS AFFECT CITY PROGRAMS OR SERVICES?

The purpose of the new site is to present information to our customers in a clear, concise and adaptable format. Based on current website standards, the site is not departmental driven, but rather customer driven. The main tab allows immediate access to the customer group visiting the site. City services and programs are highlighted in visual blocks that also provide for easier access to information. All news and upcoming events/meetings are showcased on the home page, as well as the City's main social media feeds.

The approximate 2,500 pages on the past website was reduced to approximately 250 on the new web site. The City has removed promotional PDF brochures and placed the information directly into a page and created several fillable forms, simplifying permitting processes for customers. On the home page, there are options to provide emergency information quickly.

In the remainder of this fiscal year, the City will continue to improve the website in the areas of ADA color compliance, online permitting/payment, development/distribution, a website translation module, an email newsletter, and additional modules to easily contact the City.

FISCAL IMPACT: Budgeted

ALTERNATIVES:

Do not hear the announcement of the City's new website.

STRATEGIC PLAN: Boynton Beach Branding

STRATEGIC PLAN APPLICATION:

The City's new website is consistent with our Branding Initiative. It is based on the preferences and

expectations of our customers. The City will continue to receive feedback from its customers and modify the website to meet their expectations. The language, color and feel of the website is consistent with our current promotional materials.

CLIMATE ACTION: No

CLIMATE ACTION DISCUSSION:

Is this a grant? No

Grant Amount:



CITY OF BOYNTON BEACH AGENDA ITEM REQUEST FORM

COMMISSION MEETING DATE: 3/20/2018

REQUESTED ACTION BY COMMISSION: Announcement of the "Go Green Boynton Beach" events by Rebecca Harvey, Sustainability Coordinator.

EXPLANATION OF REQUEST:

The Sustainability Coordinator is promoting the following "Go Green" events and activities this spring:

Two Free Workshops at Intracoastal Park Clubhouse, 2240 North Federal Highway:
Green Energy Workshop, March 28, 5:30-7:00 pm
Water Conservation Workshop, April 25, 5:30-7:00 pm

Concert on the Green, April 21, 3:00-6:00 pm, The Links Boynton Beach, 8020 Jog Rd.

Florida Bike Month, March 2018 (including Bike to Work Week for City employees, March 26-30)

Arbor Day, April 27

HOW WILL THIS AFFECT CITY PROGRAMS OR SERVICES?

These events contribute to our Sustainability Outreach program and help to meet Climate Action Plan goals.

FISCAL IMPACT: Non-budgeted Event costs (printing, facility use, and food) are paid for by the Utilities Administration budget.

ALTERNATIVES: Not announce "Go Green Boynton Beach" events

STRATEGIC PLAN:

STRATEGIC PLAN APPLICATION:

CLIMATE ACTION: Yes

CLIMATE ACTION DISCUSSION: Addresses Climate Action Plan goal to reduce community emissions from electricity and natural gas use by residents and businesses

Is this a grant?

Grant Amount:

ATTACHMENTS:

	Type	Description
<input type="checkbox"/>	Other	Go Green Boynton Beach postcard - front
<input type="checkbox"/>	Other	Go Green Boynton Beach postcard - back

Go
green
BOYNTON
BEACH

FREE
WORKSHOPS 

GREEN ENERGY

Wednesday, March 28
5:30 pm - 7:00 pm

Learn about energy efficiency, solar energy, and how to save \$\$ on your electric bill.

**WATER
CONSERVATION**

Wednesday, April 25
5:30 pm - 7:00 pm

Learn indoor and outdoor water-saving tips and how to make your yard more drought tolerant.

.....
Intracoastal Park Clubhouse
2240 N. Federal Highway
Boynton Beach

FLORIDA BIKE MONTH

March 2018

Biking is a green, pollution-free way of getting around town. It is also healthy and fun!

EARTH DAY WEEKEND CONCERT ON THE GREEN



Saturday, April 21, 3:00 pm - 6:00 pm

Concert, kids' activities, food, and nature tours.

FREE FAMILY EVENT!

The Links at Boynton Beach
"A Certified Cooperative Sanctuary"
8020 Jog Road

ARBOR DAY

Friday, April 27, 2018

Trees cool us off, clean the air, and help absorb storm water. Help keep Boynton Beach green by planting a tree.



For more information, call the City of Boynton Beach Office of Sustainability at **561-742-6494.**

.....
For accommodation under the ADA, please call (561) 742-6241 or (TTY) 1-800-955-8771.
.....



boynton-beach.org/go-green
[#GoGreenBoyntonBeach](https://twitter.com/GoGreenBoyntonBeach)



CITY OF BOYNTON BEACH AGENDA ITEM REQUEST FORM

COMMISSION MEETING DATE: 3/20/2018

REQUESTED ACTION BY COMMISSION: Proclaim the month of April as Water Conservation Month for the City of Boynton Beach. Laura R.H. Corry Regional Representative for the South Florida Water Management District will accept the proclamation.

EXPLANATION OF REQUEST:

As in previous years, the South Florida Water Management District (SFWMD) in partnership with the State of Florida will be highlighting April as Water Conservation Month. Water conservation is an important component of a dependable water supply. The District and its Governing Board support this initiative, and have invited the City of Boynton Beach to adopt the attached proclamation.

A list of proclamations adopted throughout the state will be presented to the SFWMD Governing Board during its April recognition of Water Conservation Month.

HOW WILL THIS AFFECT CITY PROGRAMS OR SERVICES? This proclamation will raise awareness of water conservation during periods of low rainfall when demand tends to increase

FISCAL IMPACT: Non-budgeted

ALTERNATIVES:

STRATEGIC PLAN: Building Wealth in the Community

STRATEGIC PLAN APPLICATION:

CLIMATE ACTION: Yes

CLIMATE ACTION DISCUSSION:

Is this a grant? No

Grant Amount:

ATTACHMENTS:

Type	Description
▣ Proclamation	Proclamation

City of Boynton Beach

Proclamation

WHEREAS, water is a basic and essential need of every living creature; and every business, industry, school and citizen can make a difference when it comes to conserving water; and thus promote a healthy economy and community; and

WHEREAS, The State of Florida, Water Management Districts and City of Boynton Beach are working together to increase awareness about the importance of water conservation; and Boynton Beach has always encouraged and supported water conservation, through various educational programs and special events; and

WHEREAS, the Florida Section of the American Water Works Association, has designated April, typically a dry month when water demands are most acute, Florida's Water Conservation Month, to educate citizens about how they can help save Florida's precious water resources; and

NOW, THEREFORE, by virtue of the authority vested in me, Steven B Grant, as Mayor of the City of Boynton Beach hereby supports the Florida Section of the American Water Works Association in proclaiming April, 2018 as

Water Conservation Month

and urge each citizen and business to help protect our precious resource by practicing water saving measures and becoming more aware of the need to save water.

IN WITNESS WHEREOF, I have hereunto set my hand and caused the Seal of the City of Boynton Beach, Florida, to be affixed at Boynton Beach Florida, the 20th day of March Two Thousand Eighteen.

Steven B. Grant, Mayor

ATTEST:

Judith A. Pyle, CMC
City Clerk



CITY OF BOYNTON BEACH AGENDA ITEM REQUEST FORM

COMMISSION MEETING DATE: 3/20/2018

REQUESTED ACTION BY COMMISSION:

Appoint eligible members of the community to serve in vacant positions on City advisory boards. The following Regular (Reg) and Alternate (Alt) Student (Stu) and Nonvoting Stu (N/V Stu) openings exist:

Arts Commission: 1 Reg and 2 Alts
Building Board of Adjustments & Appeals: 2 Regs and 1 Alt
Employee Pension Board: 1 Reg
Historic Resource Preservation Bd.: 1 Alt
Senior Advisory Bd: 2 Alts

EXPLANATION OF REQUEST: The attached list contains the names of those who have applied for vacancies on the various Advisory Boards. A list of vacancies is provided with the designated Commission members having responsibility for the appointment to fill each vacancy.

HOW WILL THIS AFFECT CITY PROGRAMS OR SERVICES? Appointments are necessary to keep our Advisory Board full and operating as effectively as possible.

FISCAL IMPACT: Non-budgeted None

ALTERNATIVES: Allow vacancies to remain unfilled.

STRATEGIC PLAN:

STRATEGIC PLAN APPLICATION:

CLIMATE ACTION: No

CLIMATE ACTION DISCUSSION:

Is this a grant? No

Grant Amount:

ATTACHMENTS:

	Type	Description
▣	Other	Appointments
▣	Other	Richard Bonnell
▣	Other	Johana Zell

APPOINTMENTS AND APPLICANTS FOR MARCH 20, 2018

Arts Commission

I	Katz	Alt	2 yr term to 12/19
II	McCray	Alt	2 yr term to 12/19
Mayor	Grant	Reg	2 yr term to 12/19 Tabled (3)

Applicants

Johana Zell

Building Board of Adjustments and Appeals

I	Katz	Alt	2 yr term to 12/19 Tabled (3)
II	McCray	Alt	2 yr term to 12/19
Mayor	Grant	Reg	3 yr term to 12/18)
II	McCray	Reg	2 yr term to 12/19 Tabled (3)

Applicants

None

Historic Resources Preservation Board

II	McCray	Alt	2 yr term to 12/18
----	--------	-----	--------------------

Applicant

Richard Bonnell

Employee Pension Board

III	Romelus	Reg	4 yr term to 12/20 Tabled (2)
-----	---------	-----	-------------------------------

Applicants

None

Senior Advisory Board

II	McCray	Alt	2 yr term to 12/19 Tabled (2)
III	Romelus	Alt	2 yr term to 12/19 Tabled (2)

Applicants

None

HRPB

Ellis, Shayla

From: R.Brian.Bonnell <noreply@123formbuilder.io>
Sent: Tuesday, March 06, 2018 10:16 AM
To: City Clerk
Subject: Historic Resources Preservation Board ap

Today's date	10/10/1985	CITY OF BOYNTON BEACH CITY CLERK'S OFFICE 19 MAR -6 PM 12:12
Title	Mr.	
Name	Richard Bonnell	
Address	3504 SE 2nd St Boynton Beach FL 33435 United States	
Home Phone	678-428-8868	
Cell Phone	678-428-8868	
Email	R.Brian.Bonnell@gmail.com	
Current occupation or, if retired, prior occupation	Active Duty Army	
Area of Expertise	Undergraduate degree in Intelligence Operations, which included rigorous historical research of national, military, and intelligence history. Broad experience in research and production of historical reporting as a function of military intelligence analysis. Particular independent research into South Florida history.	
Interest/Motivation to Serve	Apart from a general dedication to service, I am interested in research regarding the City's place in broader State, National, and World History. My specific experience analyzing civil and military trends internationally could be utilized to assess the impact that individual residents had on events, such as the contributions of veterans to America's conflicts. Additionally, South Florida was a hotbed of intelligence training and clandestine activity throughout the 50s and 60s; I would be interested in researching and disseminating information regarding our City's role in intelligence history.	
Are you a registered voter in Palm Beach County?	Yes	REGISTERED VOTER
Have you ever been convicted of a crime?	No	
If "yes", when and where?		
Have you ever served on an Advisory Board?	No	
If "yes", what board(s), when and where?		
Professional Memberships		

Certification

I, the applicant, hereby certify that the statements and answers provided herein are true and accurate. I understand that, if appointed, any false statements may be cause for removal from the committee.

The message has been sent from 130.22.32.68 (United States) at 2018-03-06 10:16:20 on Internet Explorer 11.0

Entry ID: 23

Referrer: www.boynton-beach.org/officials/advisory_boards.php

Form Host: www.123formbuilder.com/form-492796/Historic-Resources-Preservation-Board-Application

Ellis, Shayla

From: Jehana <noreply@123formbuilder.io>
Sent: Thursday, March 08, 2018 1:12 PM
To: City Clerk
Subject: Advisory Board Appointment application

CITY OF BOYNTON BEACH
CITY CLERK'S OFFICE
18 MAR - 8 PM 4: 41

Today's date 03/08/2018
Name Jehana Zell
Gender Female
Phone number 561-376-3397
Address 736 Shore Dr
Boynton Beach FL 33435
United States

Email Jehana@aol.com

Current occupation or, if retired, prior occupation Artist, Community Volunteer, Stay at home Mother

Education BFA in Ceramics from SUNY New Paltz, New Paltz, NY 1996

Are you a registered voter? Yes

Do you reside within the Boynton Beach City limits? Yes

Do you own/manage a business within City limits? No

If "yes", name of business:

Are you currently serving on a City board? No

Have you served on a City board in the past? No

If "yes", which board(s) and when?

Have you ever been convicted of a crime? No

If "yes", when and where?

Advisory Board Arts Commission

Personal Qualifications I hold a BFA degree in Ceramics, from The State University of NY at New Paltz thus studying many different disciplines of art. Professionally, I traveled creating & selling art for over 15 years. I've taught numerous classes in pottery/ceramics, different techniques of jewelry making, and painting. I have participated in different arts-based conferences as well as attended many museum shows and fine Craft Fairs. I have traveled extensively as well,

REGISTERED
VOTER

exposing myself to the art of other cultures in addition to that of the US. I have a good aesthetic sense and I would love to help bring meaningful and interesting work to interact with the natural beauty that we are surrounded by here at home!

Professional Memberships

Feel free to attach/upload an extra sheet or resume.

Certification

I, the applicant, hereby certify that the statements and answers provided herein are true and accurate. I understand that, if appointed, any false statements may be cause for removal from a board.

The message has been sent from 108.220.239.26 (United States) at 2018-03-08 13:11:42 on Safari 11.0.3

Entry ID: 261

Referrer: www.boynton-beach.org/officials/advisory_boards.php

Form Host: www.123formbuilder.com/form-583214/Advisory-Board-Appointment-Application



CITY OF BOYNTON BEACH AGENDA ITEM REQUEST FORM

COMMISSION MEETING DATE: 3/20/2018

REQUESTED ACTION BY COMMISSION: Commission to discuss selection of Vice Mayor.

EXPLANATION OF REQUEST: In 2017 the Commission discussed selecting Vice Mayor annually.

HOW WILL THIS AFFECT CITY PROGRAMS OR SERVICES?

FISCAL IMPACT:

ALTERNATIVES:

STRATEGIC PLAN:

STRATEGIC PLAN APPLICATION:

CLIMATE ACTION: No

CLIMATE ACTION DISCUSSION:

Is this a grant? No

Grant Amount:

ATTACHMENTS:

Type	Description
<input type="checkbox"/> Attachment	Previous memo from Legal on VM selection

INTER-OFFICE CORRESPONDENCE

MEMORANDUM

TO: Mayor Jerry Taylor
Members of the City Commission

CC: Lori LaVerriere, City Manager
Janet M. Prainito, MMC, City Clerk

FROM: James A. Cherof, City Attorney *JAC*

DATE: March 11, 2015

RE: Selection of Vice-Mayor

In March 2013 the City Charter was re-adopted and amended by referendum election. The Charter section addressing the selection of the Vice-Mayor read, in part:

At the first regular or special meeting of the City Commission immediately following an election, the Vice-Mayor of the City shall be selected by a vote of the Mayor and Commission. The Vice-Mayor of the City shall serve in such capacity **for a period of one year** until the next general election of a member of the commission.

As evident from the underlined clause “immediately following an election” and the bolded clause “**for a period of one year**”, there appears to be an internal conflict in the language regarding the length of term of the vice mayor as there is not an election every year. The clause “**for a period of one year**” is further modified by the clause “**until the next general election**” giving greater weight to an interpretation that once selected by the Commission a Commissioner designated Vice Mayor holds that title until the next general election and not only for one year.

A section of the Code of Ordinances which provides for rotation of the appointment of a Vice-Mayor also includes a reference to the appointment being timed to coincide with elections:

Sec. 2-1.2. Vice-Mayor appointment. At the second regular City Commission meeting **following the swearing in of newly elected officers**, the City Commission shall appoint one of its members to serve as Vice-Mayor. Any member of the City Commission who has not

previously served as Vice- Mayor during his or her current term of office may be selected to serve as Vice-Mayor. No second of the nomination is required. Voting shall occur in the following manner: Voting shall be by voice vote. Each member of the Commission shall vote for one nominee in each round of voting until one person obtains a majority vote. If no nominee obtains a majority in round one, there is another round of voting but the nominee with the least number of votes does not move on to round two. If there are four nominees in round one, the nominee with the most votes wins. If only one member is nominated to serve as Vice-Mayor, the Mayor shall declare the nominee appointed by acclamation without the necessity of a vote.

In light of the foregoing, the clause in the Charter “for a period of one year” appears superfluous, should be interpreted to harken to a time when the City had elections every year and therefore no longer controls the length of time a Member of the Commission holds the title Vice-Mayor. Unless interpreted or applied differently by the Commission, the foregoing Charter provision does not require or provide for annual designation of a Vice-Mayor. The next time a Vice-Mayor will be designated will be at the first regular or special meeting following the next election.



CITY OF BOYNTON BEACH AGENDA ITEM REQUEST FORM

COMMISSION MEETING DATE: 3/20/2018

REQUESTED ACTION BY COMMISSION: Motion to approve the Mayor travelling to Les Cayes, Haiti, May 2 - 7, 2018

EXPLANATION OF REQUEST:

The Mayor is going to travel to our Sister City Les Cayes, Haiti, May 2 - 7, 2018.

In accordance with the Commission Travel Policy the travel for any member of the Commission needs the approval of the City Commission.

HOW WILL THIS AFFECT CITY PROGRAMS OR SERVICES? N/A

FISCAL IMPACT: None, the Mayor is covering all expenses associated with this trip.

ALTERNATIVES:

Do not approve Mayor to travel.

STRATEGIC PLAN:

STRATEGIC PLAN APPLICATION:

CLIMATE ACTION: No

CLIMATE ACTION DISCUSSION:

Is this a grant? No

Grant Amount:

ATTACHMENTS:

Type	Description
<input type="checkbox"/> Attachment	Email Mayor Travel to Haiti
<input type="checkbox"/> Attachment	Commission Travel Policy

Howard, Tim

From: Grant, Steven
Sent: Friday, March 16, 2018 11:18 AM
To: Krusell, Eleanor; Lansburgh, Laura; LaVerriere, Lori; Howard, Tim
Subject: Fwd: Trip to Les Cayes

May 2 to May 7

Steven B. Grant, Esq.
Mayor
City of Boynton Beach, Florida

America's Gateway to the Gulfstream

Please be advised that Florida has a broad public records law and all correspondence to me via email may be subject to disclosure. Under Florida records law, email addresses are public records. Therefore, your e-mail communication and your e-mail address may be subject to public disclosure.



Steven Grant
Mayor
City Commission
City of Boynton Beach
100 E. Boynton Beach Blvd. | Boynton Beach, Florida 33435
☎ 561-742-6010
✉ GrantS@bbfl.us | 🌐 <http://www.boynton-beach.org/>



America's Gateway to the Gulfstream

Please be advised that Florida has a broad public records law and all correspondence to me via email may be subject to disclosure. Under Florida records law, email addresses are public records. Therefore, your e-mail communication and your e-mail address may be subject to public disclosure.

----- Original message -----

From: Jane Marcel <jmarcel0109@gmail.com>
Date: 3/15/18 8:53 PM (GMT-05:00)
To: "Grant, Steven" <GrantS@bbfl.us>
Subject: Trip to Les Cayes

Mayor Grant,

The City Manager, Mr. Jean Renand Valiere, is very excited about your visit. He said to send a letter of intent addressed to:

Mayor Jean Gabriel Fortune
Cayes Communal Administration
Cayes, Haiti

cc: Mr. Jean Renand Valiere
Cayes City Manager
jrvaliere@yahoo.fr

He will take the necessary steps as to inform the Ministry of Foreign Affairs. The Ministry will take care of the protocols.

Please copy me the letter for follow-up.

Best regards,

Jane Marcel
jmarcel0109@gmail.com
561-703-3609

--

Jane D. Marcel
Tel: (561) 703 3609

RESOLUTION NO. R 07 - 150

1
2
3 **A RESOLUTION OF THE CITY COMMISSION OF THE**
4 **CITY OF BOYNTON BEACH, FLORIDA,**
5 **ESTABLISHING A TRAVEL POLICY; RESCINDING**
6 **ALL PREVIOUS RESOLUTIONS AND POLICIES**
7 **GOVERNING TRAVEL BY THE CITY COMMISSION;**
8 **AND PROVIDING AN EFFECTIVE DATE.**
9

10 **WHEREAS,** the City Commission of the City of Boynton Beach desires to establish
11 a travel policy to provide for an administrative process by which each member of the
12 Commission would obtain concurrence of a majority of the members of the City Commission
13 for approval of travel expenditures; and

14 **WHEREAS,** passage of this Resolution will rescind all previous Resolutions and
15 policies governing travel by the City Commission;

16 **NOW, THEREFORE, BE IT RESOLVED BY THE CITY COMMISSION OF**
17 **THE CITY OF BOYNTON BEACH, FLORIDA, THAT:**

18 Section 1. The foregoing "WHEREAS" clauses are true and correct and
19 hereby ratified and confirmed by the City Commission

20 Section 2. That the City Commission of the City of Boynton Beach does hereby
21 establish a Travel Policy, a copy of which is attached hereto as Exhibit "A".


22 Section 3. That any and all previous Resolutions and/or Policies governing travel
23 are rescinded.

24 Section 4. That this Resolution will become effective immediately upon passage.


1
2
3
4
5
6
7
8
9
10
11
12
13
14
15
16
17
18
19
20
21
22
23
24
25
26
27
28
29
30


PASSED AND ADOPTED this 18 day of December, 2007.


CITY OF BOYNTON BEACH, FLORIDA


Mayor – Jerry Taylor

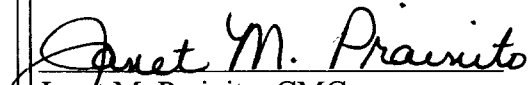

Vice Mayor – Jose Rodriguez



Commissioner – Ronald Weiland


Commissioner – Woodrow L. Hay


Commissioner – Marlene Ross

ATTEST:


Janet M. Prainito, CMC
City Clerk



**City of Boynton Beach
City Commission
TRAVEL POLICY**

Approved travel must adhere to the following guidelines in order to be paid by the City of Boynton Beach:

A. Prior to Travel:

1. Complete Conference & Travel Request form and submit for approval.
2. All travel by City Commission Members must be approved in advance by the City Commission.

B. Registration:

1. Complete conference registration forms.
2. Submit conference form for payment in advance if necessary.
3. Attach a copy of the registration form with the request for payment to Finance department.
4. Request per diem fee in advance (**subtract all conference meals covered by registration fee**).

C. Upon completion of Travel:

1. Complete the Travel Expense Report for out-of-pocket expenses.
2. Attach all credit card receipts and other receipts to the expense report for payment or reimbursement.
3. Failure to include credit card receipts will be charged to the member personally.

D. Travel Approvals:

- City Commission Members travel shall be approved in advance by the City Commission at a regularly scheduled meeting.
- The City Finance Director must sign off on travel form to confirm funds availability in the budget.
- The City Manager must sign off prior to City Commission Agenda submittal.
- Travel expenses are only reimbursable with receipts and are not automatic.
- No PERSONAL items may be charged to the Agency.

E. Travel Restrictions:

- Per Diem payments shall be paid **ONLY** for class "A" travel, or travel outside the local area. Local area is defined as 50 miles or more from the Boynton Beach City Hall.
- Mileage reimbursement rate is \$.485 per mile per IRS and City.
- If a spouse is to attend all related expenses shall be paid by the employee, and all receipts **MUST** be separate. The City **WILL NOT** pay for any spouse or child costs associated with any conference. All such costs will be paid by the member separately.
- Any expenses incurred over the maximum amount approved for breakfast, lunch or dinner will be considered cost of the Commission Member and not the City. Meal rates are \$12.00 breakfast, \$15.00 lunch and \$30.00 dinner.

**City of Boynton Beach
City Commission
CONFERENCE & TRAVEL REQUEST**

Date of Request: _____ 2008

City Commission Member Attending: _____

Conference Name: _____

Conference Location: _____

Conference Purpose: _____

Account to Charge: _____

Dates of Travel & Attendance: _____ to _____ 2008

Cost of Conference: \$ _____

Cost of Travel: \$ _____

Cost of Lodging: \$ _____

Cost of Car Rental: \$ _____

Cost of Per Diem: \$ _____

=====

TOTAL

Approved by Finance Director: _____ Date _____

Approved by City Manager: _____ Date _____

NOTE: City Commission travel requests must be approved in advance at a regularly scheduled meeting of the City Commission.

Any expenses incurred over the maximum amount approved for breakfast, lunch or dinner will be considered cost of the Commission Member and not the City. Meal rates are \$12.00 breakfast, \$15.00 lunch and \$30.00 dinner. **Please submit a conference agenda with this request. Please subtract all meals provided for by conference attendance fee.**



CITY OF BOYNTON BEACH AGENDA ITEM REQUEST FORM

COMMISSION MEETING DATE: 3/20/2018

REQUESTED ACTION BY COMMISSION: **PROPOSED RESOLUTION NO. R18-047** - Approve the agreement between the Boynton Beach Athletic Association, Inc. (BBAA) and the City that allows the BBAA to have exclusive use of the fields at Little League Park for a one year term beginning October 1, 2017.

EXPLANATION OF REQUEST:

Agreement Term: October 1, 2017 - September 30, 2018

The Maintenance Agreement between the City and BBAA expired in September 2017. The agreement specified details regarding maintenance of the Park, in which the BBAA was responsible for the four ballfields within the fencing (mowing, weeding, fertilizing, watering and general repair of the fields), common areas around the batting cages. In consideration, the City paid the BBAA \$20,000 annually for three years, and granted the BBAA full control of the ballfields and amenities at Little League Park during the term of the agreement and sole authority to approve and schedule use of the fields by other groups not related to Little League providing such groups meet City requirements for permitting, insurance and background checks.

The agreement was reviewed and revised by staff. Staff recommends increasing the annual payment to the the BBAA be increased from \$30,000 to \$42,000 and paid in quarterly payments during the term of the one year agreement, for which BBAA will maintain all those area identified in the illustration provided and other related details as described in the agreement.

HOW WILL THIS AFFECT CITY PROGRAMS OR SERVICES? The agreement will continue to allow park maintenance staff to be assigned to other maintenance responsibilities.

FISCAL IMPACT: Budgeted
\$42,000 expenditure in the Parks Maintenance Budget for Fiscal Year 2017-18.

ALTERNATIVES: 1) Do not approve the agreement, or approve the agreement with a lesser payment to BBAA.

STRATEGIC PLAN:

STRATEGIC PLAN APPLICATION:

CLIMATE ACTION: No

CLIMATE ACTION DISCUSSION:

Is this a grant? No

Grant Amount:

ATTACHMENTS:

Type	Description
▣ Resolution	Resolution approving agreement with BBAA for exclusive use of Little League Park
▣ Agreement	BBAA Agreement

1
2
3
4
5
6
7
8
9
10
11
12
13

RESOLUTION NO. R18-

**A RESOLUTION OF THE CITY OF BOYNTON BEACH,
FLORIDA, APPROVING AN AGREEMENT BETWEEN
THE CITY OF BOYNTON BEACH AND BOYNTON
BEACH ATHLETIC ASSOCIATION, INC. (BBAA),
ALLOWING BBAA TO HAVE EXCLUSIVE USE OF
THE FIELDS AT LITTLE LEAGUE PARK FOR A ONE
YEAR TERM BEGINNING OCTOBER 1, 2017; AND
PROVIDING AN EFFECTIVE DATE.**

14 **WHEREAS**, the Maintenance Agreement between the City and BBAA exported
15
16 September, 2017; and

17 **WHEREAS**, the Agreement specified details regarding maintenance of the Park in
18 which the BBAA was responsible for the four ballfields within the fencing (mowing, weeding,
19 fertilizing, watering and general repair of the fields), common areas around the batting cages;
20
21 and

22 **WHEREAS**, the agreement will continue to allow park maintenance staff to be
23 assigned to other maintenance responsibilities; and

24 **WHEREAS**, the City Commission of the City of Boynton Beach deems it in the best
25 interest, health, safety and welfare of the citizens and residents of Boynton Beach to enter into
26 the Agreement with Boynton Beach Athletic Association, Inc., to have exclusive use of the
27 Little League Park for a one year term beginning October 1, 2017.

28 **NOW, THEREFORE, BE IT RESOLVED BY THE CITY COMMISSION OF
29 THE CITY OF BOYNTON BEACH, FLORIDA, THAT:**

30 Section 1. Each Whereas clause set forth above is true and correct and
31 incorporated herein by this reference.

32 Section 2. The City Commission of the City of Boynton Beach, Florida hereby

30 approves and authorizes the City Manager to sign the Agreement between the City of Boynton
31 Beach and Boynton Beach Athletic Association, that allows BBAA exclusive use of the fields
32 at Little League Park for a one year term beginning October 1, 2017, a copy of said Agreement
33 is attached hereto as Exhibit "A".

34 Section 3. That this Resolution shall become effective immediately upon passage.

35 **PASSED AND ADOPTED** this ____ day of _____, 2018.

36 CITY OF BOYNTON BEACH, FLORIDA

37

38

YES NO

39

40

Mayor – Steven B. Grant

41

42

Vice Mayor – Justin Katz

43

44

Commissioner – Mack McCray

45

46

Commissioner – Christina L. Romelus

47

48

Commissioner – Joe Casello

49

50

51

VOTE

52

53 ATTEST:

54

55

56

57 _____
Judith A. Pyle, CMC

58 City Clerk

59

60

61

62 (Corporate Seal)

63

AGREEMENT

THIS AGREEMENT, made and entered into this ____ day of _____ 20 ____,
_____, by and between the:

CITY OF BOYNTON BEACH, FLORIDA, a municipal corporation,
organized and existing under the laws of the State of Florida,
hereinafter referred to as "CITY",

and

BOYNTON BEACH ATHLETIC ASSOCIATION, INC., a Florida not-
for-profit corporation, hereinafter referred to as "BBAA".

WITNESSETH:

WHEREAS, City is the owner of the real property known as Little League Park,
hereinafter referred to as "BALLFIELDS", situated in Palm Beach County in the
City of Boynton Beach, and bounded on two sides by SW 3rd Street and SW
15th Avenue; and

WHEREAS, Little League Park includes four lighted and fenced ballfields with
scoreboards and bleachers, pitching wall, three batting cages, storage shed,
picnic pavilion with tables and benches, concession stand building, restroom
with storage area attached, clay and sand storage bins, Casey walkway and a
parking area; and

WHEREAS, both parties desire that said BALLFIELDS be utilized to the
greatest capacity for community use.

NOW, THEREFORE, in consideration of the covenants herein
contained and other good and valuable considerations, the parties
agree as follows:

1.0 RECITALS;

(a) The foregoing recitals are true and correct and are hereby
incorporated into this agreement

2.0 USE OF LITTLE LEAGUE PARK;

(a) BBAA will have full control of the Ballfields and amenities during
times when this Agreement remains in force

- (b) BBA will have sole authority to approve and schedule use of the BALLFIELDS by other groups not related to Little League providing said groups meet the requirements for CITY permitting, insurance, and background checks.

3.0 BACKGROUND SCREENING REQUIREMENTS

1. BBA shall conduct background screening in accordance with **Florida State Statute 943**, as more particularly described in *Exhibit A*. No person(s) other than those who have successfully passed all aspects of the background screening process will be permitted to act on behalf of or in any official capacity with the Recognized Youth Sport Provider while utilizing City of Boynton Beach facilities, this includes but not limited to Board of Directors, umpires, Managers, Game Coaches, Field coaches, Team Mom's, concession stand volunteers.
 - a. BBA shall submit by the first official schedule game for either the fall or spring season a list of names that provides all active staff and volunteers that will or may utilize City of Boynton Beach facilities; that the included list provides only those names that have successfully passed the background screening process as described in *Exhibit A*; and that the included list of approved names is accurate and complete to the best of my knowledge. I further understand that I must keep the Background Screening Affidavit up to date and provide the City of Boynton Beach Recreation & Parks Department with the names of any subsequent staff or volunteer that utilizes City of Boynton Beach facilities.

4.0 MAINTENANCE;

- (a) **BBA** responsibilities;

1. BBA shall maintain the four ballfields, perimeter fencing and field fencing as per attached Map A.
2. BBA shall maintain the common areas surrounding the batting cages within the fenced area where the cages are situated as per attached Map A.
3. BBA shall maintain the common areas between fields 2 and 3 along the asphalt walkway to the end of the fencing on field 2 outfield as per attached Map A.
4. BBA shall maintain the Casey Walkway from the beginning of


the asphalt walkway to the entrance of the batting cages as per attached Map A.

5. BBAA shall maintain the area along the walkway between fields 1 and 4 from the beginning of the left field fence to the end of the backstop on field 4 as per attached Map A.
6. BBAA shall maintain the batting cage structure and storage shed as per attached Map A.
7. BBAA shall maintain the garden areas behind the backstops on fields 1 and 4.
8. BBAA maintenance shall include, but not limited to: mowing, weeding, fertilizing, watering, clay, and general repair of the fields.
9. BBAA shall maintain a 1' (one foot) weed free border along the inside of the fence of Fields 1, 2, 3, 4, and the batting cages.
10. BBAA shall be responsible to place all verticut cuttings on an asphalt surface within the park and schedule removal with the City's sanitation department at 561-742-6582.
11. BBAA shall maintain trash removal from the containers.
12. BBAA shall clean and maintain the restrooms.
13. BBAA shall maintain the concession stand on a day-to-day basis.
14. BBAA shall have exclusive use of the storage area attached to the restrooms during the time when this Agreement remains in force.
15. BBAA shall be responsible for placement and maintenance of tables and benches in pavilion area only.
16. BBAA shall be responsible for bulb replacement on all fields.
17. BBAA shall maintain the Memorial Wall located outside the perimeter fence near centerfield of field 2 as per Map A.
18. BBAA shall be responsible for utility bills associated with potable water and wastewater for the concession stand. Utility Account

Number 225489-46164.

19. BBAA shall be responsible for all energy charges for the ballfield lighting (FPL Meter PY24X11), the concession stand and any other electric charges incidental to BBAA operation.

20. Any security systems on site will be the maintenance responsibility of BBAA.



MAP A

(b) The **CITY**'s responsibilities:

1. The CITY shall be responsible for replacing tables and benches in the pavilion area when they are deemed unsafe or are damaged due to use or natural causes.
2. The CITY will assist with energy saving ideas and initiatives.
3. The CITY shall train the appropriate BBAA personnel, as designated by the BBAA President, in the use and operation of the irrigation system.
4. The CITY shall continue to maintain all areas of the park as shown on Map B.
5. The CITY will be available to answer questions and assist with maintenance issues beyond the control of BBAA during normal CITY working hours.
6. The CITY shall provide access to all electrical boxes, rooms and other areas necessary to properly monitor electrical needs or issues.
7. The CITY will ensure that the parking areas are properly lighted during the term of this agreement.
8. The CITY shall be responsible for utility bills associated with potable water and wastewater for the public restrooms. Utility Account Number 225489-22700.
9. The CITY will provide and pay for all costs associated with the collection and disposal of solid waste.
10. The CITY shall be responsible for utility bills associated with reclaimed water, Utility Account Number 138157-102706.
11. The City will secure bleacher coverings/canopies and baseline netting if there is adequate time for advance preparation and all other City facilities are secured.



MAP B

5.0 INSURANCE

- (a) BBAA will provide the proper insurance approved by the CITY for all approved baseball activities played at the Ballfields. The policy shall include comprehensive general liability insurance with minimum limits of \$1,000,000 per occurrence, combined single limit for bodily injury liability and property damage liability, including premises and operation.
- (b) The policy shall be endorsed to contain the following provisions:
1. The CITY shall be named as an additional insured. The coverage shall contain no limitations on the scope of protection afforded the CITY, its officers, officials, employees or volunteers.
 2. A current valid insurance policy meeting the requirements herein identified shall be maintained during the duration of this Agreement, and shall be endorsed to state that coverage shall not be suspended, voided or cancelled by either party, reduced in coverage in limits except after thirty (30) days prior written notice by either certified mail, return receipt requested, has been given to the CITY.
 3. BBAA shall inform its insurer to furnish directly to the CITY certificates of insurance with original endorsements affecting coverage required within. BBAA shall provide binders indicating placement of coverage to CITY prior to the effective date of this Agreement.
 4. CITY will continue to maintain all necessary insurance coverage to protect its interest as determined by the CITY's Risk Manager.
 5. BBAA will provide renter's insurance as determined by the CITY's Risk Manager, for the concession stand building and the storage building attached to the restroom building.

6.0 CONSIDERATION

- (a) CITY shall pay to BBAA the following maintenance fees for the term of this Agreement \$42,000.00 in quarterly payments.
- (i) Quarterly payments in the amount of one quarter of the yearly

agreed amount shall be paid by the CITY to the BBAA according to the following schedule:

1. First Payment – October 1 – (\$ 10,500.00)
2. Second Payment – January 1 – (\$ 10,500.00)
3. Third Payment – April 1 – (\$ 10,500.00)
4. Fourth Payment – July 1 – (\$ 10,500.00)

(b) BBAA shall provide quarterly documentation according to the following schedule:

1. October 31
2. January 31
3. April 30
4. July 31

7.0 TERM

(a) This Agreement shall be for a one (1) year period commencing on October 1, 2017. The parties may agree to renew the agreement on a yearly basis through the execution of a written amendment to the agreement signed by both parties.

8.0 TERMINATION

(a) Each party may cancel this Agreement for convenience or cause by providing written notice of at least thirty (30) days to the other party. Should this agreement be terminated for cause, the reason(s) for the termination shall be included in the notice and can specifically include deletion of budget appropriations in future CITY budgets by the City Commission. Any termination for convenience shall be without liability to the terminating party.

9.0 CONDUCT

(a) BBAA agrees to conduct its activities upon the premises so as not to endanger any person lawfully thereon and to the extent provided by the law, to indemnify and hold harmless the CITY, its officers, officials, agents and employees from and against any and all claims, suits, actions, damages, liabilities, expenditures or causes of action of any kind arising out of or during the activity of BBAA and those resulting or occurring from any negligent act, omission or error of BBAA, its officers, directors, agents, employees, guests or members resulting in or relating to injuries to body, life, limb or property sustained in, about or upon the premises or improvements thereto, or arising from the use

of said premises.

10.0 COMPLIANCE WITH LAWS

- (a) BBAA agrees to comply with all laws of the United States, the State of Florida and all local laws, including but not limited to the ordinances and regulations of the City of Boynton Beach, and all rules and requirements of the City Police and Fire Departments, and will obtain and pay for all necessary permits and licenses, and will not do, nor suffer to be done, anything on said premises during this Agreement in violation of any such laws, ordinances, rules or requirements, and if the attention of the Licensee is called to any violation on the part of BBAA, or any person employed by or admitted to the said premises by Licensee, such BBAA will immediately desist from and correct the violation.

11.0 REMOVAL OF PERSONS

- (a) CITY reserves the right, through its representatives, agents and police to eject any activity objectionable person or persons from said facility, and upon the exercise of this authority, BBAA hereby waives any right and all claims for damages against the CITY.

12.0 EVACUATION OF PREMISES

- (a) CITY reserves the right to evacuate the premises or facilities during any activity in progress where it deemed necessary for the safety of the general public, patrons or guests.

13.0 ASSIGNMENT PROHIBITED

- (a) BBAA shall not assign this Agreement, or sublet the demised premises or any part thereof without the prior written consent of the CITY endorsed hereon.

14.0 NOTICE

- (a) Any notice or demand, which under the terms of this Agreement, or by any statute or ordinance given or made by a party hereto shall be in writing and shall be given by certified or registered mail, return receipt requested, sent to the other at the address set forth below, or to such other address as such party may, from time to time designate by notice:

(i) Notice to CITY shall be addressed to:

City Manager
City of Boynton Beach
P.O. Box 310
Boynton Beach, Florida 33425-0310

(ii) Notice to BBAA shall be addressed to:

Boynton Beach Athletic Association, Inc
P.O. Box 284
Boynton Beach, Florida 33425-0284

15.0 AGREEMENT BINDING; AMENDMENT

(a) All terms and conditions of this written Agreement shall be binding upon the parties, their heirs or representatives, and assigns, and cannot be varied or waived by any oral representations or promise of any agent or other person of the parties hereto, unless the same be in writing and mutually signed by the duly authorized agent or agents executing this Agreement.

16.0 AUTHORITY

(a) Each person signing this Agreement on behalf of either party individually warrants that he or she has full legal power to execute this Agreement on behalf of the party for whom he or she is signing, and to bind and obligate such party with respect to all provisions contained in this Agreement.

17.0 TERMINATION OF PRIOR AGREEMENT

(a) This Agreement has the immediate effect of terminating any existing agreements between the CITY, BBAA and Boynton Beach Little League, Inc., pertaining to the use of the Park, including that agreement between the parties originally dated December 20, 2011. Any indemnification obligations in any previous agreements between the parties shall survive this termination.

IN WITNESS OF THE FOREGOING, the parties have set their hands and seal the day and year first written above.

**WITNESSES:
BOYNTON BEACH**

CITY OF

Manager

By:
Lori LaVerriere, City

(CORPORATE SEAL)

ATTESTED:

City Clerk

Approved as
to form:

City Attorney

**WITNESSES:
ASSOCIATION, INC**

BOYNTON BEACH ATHLETIC

President

Secretary

STATE OF FLORIDA

)
)ss:

COUNTY OF PALM BEACH)

The foregoing instrument was acknowledged before me this _____ day of _____, 20 ____ by Boynton Beach Athletic Association, Inc., a Florida corporation, on behalf of the corporation. They are personally known to me or have produced _____ as identification and did not (did) take an oath.

EXHIBIT

Exhibit A
Background Screening Requirements

I. The Recognized Youth Sport Provider must comply with state background screening requirements, which includes the following (Florida State Statute Section 943.0438):

- a. Conduct a background screening annually on all current and prospective athletic coaches.
- b. The screening process must include a search of each current and prospective athletic coach's name or other identifying information against the state and federal registries of sexual predators and sexual offenders maintained and provided by:
 - i. The Florida Department of Law Enforcement under Florida Statute s. 943.043; and
 - ii. The Attorney General of the United States under 42 U.S.C. s. 16920.
- c. Disqualify any person from acting as an athletic coach if he or she is

identified on a registry as described in Florida State Statute 943.0438.

II. The Recognized Youth Sport Provider must:

- a. Conduct an annual background screening of all individuals who may have contact with at-risk populations using minimum screening criteria that:
 - i. Are equal to or exceed the standards as set by the sports team sanctioning body, and
 - ii. Include screening to prohibit any person who is listed as a sexual predator or sexual offender, and
 - iii. Meets Florida State Statute 943.0438 requirements

OR

- v. Utilize National Background Check/Fingerprinting, and
- vi. Include screening to prohibit any person who is listed as a sexual predator or sexual offender, and
- vii. Meets Florida State Statute 943.0438 requirements

- b. The screening must include a search of each current and prospective staff and volunteer's name through a criminal history registry utilizing the following list of disqualifying offenses:

- i. Sex Offenses – all Sex Offenses regardless of the amount of time since offense or level of offense including, but not limited to:
 1. Child molestation
 2. Rape
 3. Sexual assault
 4. Sexual battery
 5. Sodomy
 6. Prostitution
 7. Solicitation
 8. Indecent exposure

ii. Felonies – all Felony Violence offenses regardless of the amount of time since offense including, but not limited to:

1. Murder
2. Manslaughter
3. Aggravated assault
4. Kidnapping
5. Robbery
6. Aggravated burglary

iii. Felonies – all Felony Offenses other than sex or violence within the past 10 years including, but not limited to:

1. Drug offenses
2. Theft
3. Embezzlement
4. Fraud
5. Child endangerment

iv. Misdemeanors – all Misdemeanor Violence offenses within the past 7 years including, but not limited to:

1. Simple assault
2. Battery
3. Domestic violence
4. Hit and run

v. All Misdemeanor Drug offenses within the past 3 years or multiple offenses in the past 7 years

vi. Multiple DUI convictions within the past 3 years

vii. Any other misdemeanor offenses within the past 5 years that would be considered a potential danger to children under the age of 17, or is directly related to the functions of that volunteer position. Including, but not limited to:

1. Contributing to the delinquency of a minor
2. Providing alcohol to a minor
3. Theft

c. Guilty - means that a person was found guilty following a trial, entered a guilty plea, entered a no contest plea accompanied by a court finding of guilty, regardless of whether there was an adjudication of guilt (conviction) or a withholding of guilt. This does not apply if the criminal charges resulted in acquittal, Nolle Prose or dismissal.

d. Pending Cases - all contractors or partner organizations staff or volunteers will not be permitted to conduct business, conduct programs, or provide services until there is official adjudication of pending disqualifying offense charges or case. Eligibility will be determined by the above criteria.

e. Any current or prospective staff or volunteer whose identity flagged any of the minimum disqualifiers must be disqualified from participating with the above named Recognized Youth Sport Provider while utilizing City of Boynton Beach facilities.

III. Background Affidavit Screening Submission

a. The recognized Youth Sports Provider must submit to the City of Boynton Beach Recreation & Parks Department, the names of any athletic coach, staff or volunteer that has been screened in accordance with Exhibit A. The Background Screening as required herein, shall be provided to the City prior to any person acting on behalf of the organization as part of the organization's use of City of Boynton Beach facilities.

IV. Background Screening Affidavit Renewal

a. The Recognized Youth Sports Provider must submit a new affidavit for each season the organization operates programs at City of Boynton Beach owned facilities, which shall:

i. Include a complete accounting of all qualified coaches, board members, staff and volunteers



CITY OF BOYNTON BEACH AGENDA ITEM REQUEST FORM

COMMISSION MEETING DATE: 3/20/2018

REQUESTED ACTION BY COMMISSION: **PROPOSED RESOLUTION NO. R18-048** - Approve the Interlocal Agreement between the City and Palm Beach County for participation in the Drowning Prevention Coalition's (DPC) Learn to Swim Program, which provides vouchers to the public that may be redeemed for swimming lessons at the John Denson Pool.

EXPLANATION OF REQUEST:

For swimming lessons offered by the Recreation & Parks Department at the John Denson Pool, as part of the DPC Learn to Swim Program, the County will pay the City its usual and customary fee per class. The vouchers are issued by the Learn to Swim Program and are valued at a maximum of \$50 per class. The term of the Agreement will be from March 1, 2018 through September 30, 2018.

HOW WILL THIS AFFECT CITY PROGRAMS OR SERVICES?

Various swimming and water safety lessons are offered at the John Denson Pool. All the classes are open to the public and will not be restricted to voucher holders. The County will be invoiced monthly based on the number of swimming lesson classes.

The DPC Learn to Swim Program provides free water safety and swimming lessons to Palm Beach County resident children ages 3-12 who don't know how to swim. Children qualify if they receive Medicaid, FI Kid Care, Healthy Kids or their guardian is on food stamps or section 8 housing. Children who are special needs also qualify for the free program as well.

FISCAL IMPACT: Budgeted

Direct expenses are covered by the registration fee for the lessons.

ALTERNATIVES: Do not approve the agreement.

STRATEGIC PLAN:

STRATEGIC PLAN APPLICATION:

CLIMATE ACTION: No

CLIMATE ACTION DISCUSSION:

Is this a grant? No

Grant Amount:

ATTACHMENTS:

Type	Description
<input type="checkbox"/> Resolution	Resolution approving ILA with PBC for Drowning Prevention
<input type="checkbox"/> Agreement	DPC Agreement

1
2
3
4
5
6
7
8
9
10
11
12
13

RESOLUTION R18-

A RESOLUTION OF THE CITY OF BOYNTON BEACH, FLORIDA, APPROVING AND AUTHORIZING THE MAYOR TO SIGN AN INTERLOCAL AGREEMENT FOR SWIMMING LESSONS BETWEEN PALM BEACH COUNTY AND THE CITY OF BOYNTON BEACH FOR PARTICIPATION IN THE DROWNING PREVENTION COALITION LEARN TO SWIM PROGRAM; AND PROVIDING AN EFFECTIVE DATE.

14 **WHEREAS**, Palm Beach County will pay to the City of Boynton Beach its usual and
15 customary fee per swim class for swimming lessons provided by the City in exchange for the
16 Drowning Prevention Coalition Learn to Swim Program; and

17 **WHEREAS**, the City Commission of the City of Boynton Beach upon recommendation
18 of staff, deems it to be in the best interest of the citizens and residents of the City of Boynton
19 Beach to approve and authorize the Mayor to sign the Interlocal Agreement with Palm Beach
20 County which expires September 30, 2018, for participation in the Drowning Prevention
21 Coalition Learn to Swim Program.

22 **NOW, THEREFORE, BE IT RESOLVED BY THE CITY COMMISSION OF**
23 **THE CITY OF BOYNTON BEACH, FLORIDA, THAT:**

24 Section 1. The foregoing "Whereas" clauses are hereby ratified and confirmed as
25 being true and correct and are hereby made a specific part of this Resolution upon adoption
26 hereof.

27 Section 2. The City Commission of the City of Boynton Beach hereby authorizes
28 the Mayor to sign an Interlocal Agreement between the City of Boynton Beach and Palm Beach
29 County which expires September 30, 2018, for participation in the Drowning Prevention

30 Coalition Learn to Swim Program, a copy of said Interlocal Agreement is attached hereto and
31 made a part here as Exhibit "A".

32 Section 3. That this Resolution shall become effective immediately upon passage.

33 **PASSED AND ADOPTED** this ____ day of _____, 2018.

34 CITY OF BOYNTON BEACH, FLORIDA

35		YES	NO
36			
37			
38	Mayor – Steven B. Grant	_____	_____
39			
40	Vice Mayor – Justin Katz	_____	_____
41			
42	Commissioner – Mack McCray	_____	_____
43			
44	Commissioner – Christina L. Romelus	_____	_____
45			
46	Commissioner – Joe Casello	_____	_____
47			
48			
49			
50			
51			
52			
53			
54			
55			
56			
57			
58			
59			
60			
61			
62			

51 ATTEST:

52 _____
53
54
55 Judith A. Pyle, CMC
56 City Clerk

57
58
59
60 (Corporate Seal)
61
62

**INTERLOCAL AGREEMENT
FOR SWIMMING LESSONS**

This Agreement is made as of the ___ day of _____, 20___, by and between Palm Beach County, a Political Subdivision of the State of Florida, by and through its Board of Commissioners, hereinafter referred to as the COUNTY, and the City of Boynton Beach, a Florida municipal corporation located in Palm Beach County, Florida (hereinafter referred to as "MUNICIPALITY").

WHEREAS, COUNTY, through its Drowning Prevention Coalition's ("DPC") Learn to Swim Program, distributes vouchers to the public which may be redeemed for swimming lessons at designated aquatic facilities within Palm Beach County; and

WHEREAS, the parties desire to enter into this Agreement for MUNICIPALITY to provide swimming lessons as part of the DPC Learn to Swim Program, and to define the parties' responsibilities relating thereto.

WHEREAS, Section 163.01, Florida Statutes, known as the "Florida Interlocal Cooperation Act of 1969," authorizes local governments to make the most efficient use of their power by enabling them to cooperate with other localities on a basis of mutual advantage and thereby to provide services and facilities that will harmonize geographic, economic, population and other factors influencing the needs and development of local communities.

NOW THEREFORE, in consideration of the mutual covenants and promises contained herein, the COUNTY and the MUNICIPALITY agree as follows:

ARTICLE 1 - SERVICES

MUNICIPALITY shall offer and provide swimming lesson classes to individuals who present vouchers issued by the DPC Learn to Swim Program. Each class to be offered and provided shall consist of a series of at least six swimming lessons and shall be identified in **Exhibit A**, attached hereto and incorporated herein. **Exhibit A** shall set forth the name, type, swimming level, dates, location, minimum participation requirements, if any, and MUNICIPALITY'S usual and customary fee for each class. MUNICIPALITY shall not charge voucher holders for any swim class for which MUNICIPALITY'S usual and customary fee is \$50.00 or less. If MUNICIPALITY'S usual and customary fee for a swim class is more than \$50.00, then the maximum fee that MUNICIPALITY may charge voucher holders for said class is its usual and customary fee minus \$50.00. Said classes may be open to the public and are not restricted to voucher holders.

The swimming lesson classes shall be provided at MUNICIPALITY'S aquatic facility. MUNICIPALITY agrees to provide and maintain its facility in a safe, clean and hygienic manner and in accordance with all safety and health standards and all other applicable laws and regulations. MUNICIPALITY agrees to provide and maintain in proper working order all equipment necessary to provide and maintain the services and facility as provided herein. MUNICIPALITY represents and warrants that its aquatic facility is in compliance, and shall continue to be in compliance, with Section 514.031, Florida Statutes, all applicable rules and requirements of the State and County Health Departments, and all other applicable laws, rules and regulations. Prior to execution of this Agreement, MUNICIPALITY must provide to

COUNTY copies of the facility's current operating permit and most current inspection report, which must evidence a satisfactory inspection.

MUNICIPALITY shall perform the services set forth herein in accordance with all applicable laws, rules and regulations, and in a competent, professional, safe and responsible manner with full regard for the safety of the participants. MUNICIPALITY agrees and warrants that all swimming instructors utilized by MUNICIPALITY to provide lessons hereunder shall be certified as required by Section 514.071, Florida Statutes, and any other applicable laws, rules and regulations. MUNICIPALITY shall provide proof of such certifications to COUNTY'S representative upon request. MUNICIPALITY represents and warrants that it has in place, and shall continue to maintain, a drug-free workplace policy.

ARTICLE 2 – COMMENCEMENT AND TERM

This Agreement shall commence on March 1, 2018 and shall remain in effect until September 30, 2018.

ARTICLE 3 - PAYMENTS TO MUNICIPALITY

- A. For swimming classes provided by MUNICIPALITY in exchange for DPC Learn to Swim Program vouchers, COUNTY shall pay MUNICIPALITY its usual and customary fee per class as set forth in **Exhibit A** hereto, up to a maximum of \$50.00 per class series provided to a voucher holder. As provided in Resolution No. R-2005-1906, the total payments to all swimming lesson providers utilized in the DPC Learn to Swim Program for each fiscal year shall not exceed the amount budgeted by COUNTY for this purpose for said fiscal year.
- B. MUNICIPALITY shall invoice COUNTY monthly based on the number of swimming lesson classes provided hereunder. Invoices shall include a list of the names and contact information of students to whom lessons were actually provided, the name, dates, and times of the classes provided, and any other documentation deemed necessary by COUNTY to verify that services have been rendered in conformity with this Agreement and any applicable DPC Learn to Swim Program criteria, policies and procedures.

ARTICLE 4 - TERMINATION

The COUNTY may terminate this Agreement at any time upon written notice to the MUNICIPALITY with or without cause and without penalty, damages or recourse against COUNTY. MUNICIPALITY may terminate this Agreement upon thirty days (30) days' prior written notice to the COUNTY.

ARTICLE 5 - PERSONNEL

The MUNICIPALITY represents that it has, or will secure at its own expense, all necessary personnel required to perform the services under this Agreement. Such personnel shall not be employees of or have any contractual relationship with the COUNTY.

All of the services required hereunder shall be performed by the MUNICIPALITY or under its supervision, and all personnel engaged in performing the services shall be fully qualified and, if required, authorized and permitted under state and local law to perform such services.

The MUNICIPALITY warrants that all services shall be performed by skilled and competent personnel to the highest professional standards in the field.

ARTICLE 6 - SUBCONTRACTING

MUNICIPALITY may not, without written approval of COUNTY, subcontract any rights, responsibilities or obligations under this Agreement.

ARTICLE 7 - AVAILABILITY OF FUNDS

The COUNTY'S performance under this Agreement for subsequent fiscal years is contingent upon annual appropriations for its purpose by the Board of County Commissioners and subject to the provisions of Palm Beach County Resolution No. R-2005-1906. The MUNICIPALITY'S performance under this Agreement for subsequent fiscal years is contingent upon annual appropriations for its purpose by its governing body.

ARTICLE 8 - INSURANCE

Without waiving the right to sovereign immunity as provided by *s.768.28 f.s.*, MUNICIPALITY acknowledges to be self-insured for General Liability, Automobile Liability and Professional Liability under Florida sovereign immunity statutes with coverage limits of \$200,000 Per Person and \$300,000 Per Occurrence; or such monetary waiver limits that may change and be set forth by the legislature.

In the event MUNICIPALITY maintains third-party Commercial General Liability, Business Auto Liability and Professional Liability in lieu of exclusive reliance of self-insurance under *s.768.28 f.s.*, MUNICIPALITY shall agree to maintain said insurance policies at limits not less than \$500,000 combined single limit for bodily injury or property damage.

MUNICIPALITY agrees to maintain or to be self-insured for Worker's Compensation & Employer's Liability insurance in accordance with Chapter 440, Florida Statutes.

When requested, MUNICIPALITY shall agree to provide an affidavit or Certificate of Insurance evidencing insurance, self-insurance and/or sovereign immunity status, which COUNTY agrees to recognize as acceptable for the above mentioned coverages.

Compliance with the foregoing requirements shall not relieve MUNICIPALITY of its liability and obligations under this Agreement.

ARTICLE 9 - INDEMNIFICATION

Each party shall be liable for its own actions and negligence and, to the extent permitted by law, COUNTY shall indemnify, defend and hold harmless MUNICIPALITY against any actions, claims or damages arising out of COUNTY'S negligence in connection with this Agreement, and MUNICIPALITY shall indemnify, defend and hold harmless COUNTY against any actions,

claims, or damages arising out of MUNICIPALITY'S negligence in connection with this Agreement. The foregoing indemnification shall not constitute a waiver of sovereign immunity beyond the limits set forth in Section 768.28, Florida Statutes, nor shall the same be construed to constitute agreement by either party to indemnify the other party for such other party's negligent, willful or intentional acts or omissions.

ARTICLE 10 - SUCCESSORS AND ASSIGNS

Neither party shall assign, delegate or otherwise transfer its rights and obligations as set forth in this Agreement to any other entity without the prior written consent of the other party.

ARTICLE 11 - REMEDIES

This Agreement shall be governed by the laws of the State of Florida. Any legal action necessary to enforce the Agreement will be held in a court of competent jurisdiction located in Palm Beach County, Florida. No remedy herein conferred upon any party is intended to be exclusive of any other remedy, and each and every such remedy shall be cumulative and shall be in addition to every other remedy given hereunder or now or hereafter existing at law or in equity, by statute or otherwise. No single or partial exercise by any party of any right, power, or remedy hereunder shall preclude any other or further exercise thereof.

No provision of this Agreement is intended to, or shall be construed to, create any third-party beneficiary or to provide any rights to any person or entity not a party to this Agreement, including but not limited to any citizen or employees of the COUNTY and/or MUNICIPALITY.

ARTICLE 12 - CONFLICT OF INTEREST

The MUNICIPALITY represents that it presently has no interest and shall acquire no interest, either direct or indirect, which would conflict in any manner with the performance of services required hereunder, as provided for in Chapter 112, Part III, Florida Statutes and the Palm Beach County Code of Ethics. The MUNICIPALITY further represents that no person having any such conflict of interest shall be employed for said performance of services.

The MUNICIPALITY shall promptly notify the COUNTY's representative, in writing, by certified mail, of all potential conflicts of interest of any prospective business association, interest or other circumstance which may influence or appear to influence the MUNICIPALITY'S judgment or quality of services being provided hereunder. Such written notification shall identify the prospective business association, interest or circumstance, the nature of work that the MUNICIPALITY may undertake and request an opinion of the COUNTY as to whether the association, interest or circumstance would, in the opinion of the COUNTY, constitute a conflict of interest if entered into by the MUNICIPALITY. The COUNTY agrees to notify the MUNICIPALITY of its opinion by certified mail within thirty (30) days of receipt of notification by the MUNICIPALITY. If, in the opinion of the COUNTY, the prospective business association, interest or circumstance would not constitute a conflict of interest by the MUNICIPALITY, the COUNTY shall so state in the notification and the MUNICIPALITY shall, at its option, enter into said association, interest or circumstance and it shall be deemed not in conflict of interest with respect to services provided to the COUNTY by the MUNICIPALITY under the terms of this Agreement.

ARTICLE 13 - EXCUSABLE DELAYS

MUNICIPALITY shall not be considered in default by reason of any failure in performance if such failure arises out of causes reasonably beyond the control of MUNICIPALITY or its subcontractors and without their fault or negligence. Such causes include, but are not limited to, acts of God, force majeure, natural or public health emergencies, labor disputes, freight embargoes, and abnormally severe and unusual weather conditions.

Upon MUNICIPALITY'S request, the COUNTY shall consider the facts and extent of any failure to perform the work and, if the MUNICIPALITY'S failure to perform was without its or its subcontractors fault or negligence, the Agreement schedule and/or any other affected provision of this Agreement shall be revised accordingly, subject to the COUNTY'S rights to change, terminate, or stop any or all of the work at any time.

ARTICLE 14 - ARREARS

The MUNICIPALITY shall not pledge the COUNTY'S credit or make it a guarantor of payment or surety for any contract, debt, obligation, judgment, lien, or any form of indebtedness. The MUNICIPALITY further warrants and represents that it has no obligation or indebtedness that would impair its ability to fulfill the terms of this Agreement.

ARTICLE 15 – PUBLIC RECORDS

The MUNICIPALITY shall comply with Florida's Public Records Law with regard to any documents or other records relating to this Agreement.

ARTICLE 16 - INDEPENDENT CONTRACTOR RELATIONSHIP

The MUNICIPALITY is, and shall be, in the performance of all work services and activities under this Agreement, an Independent Contractor, and not an employee, agent, or servant of the COUNTY. All persons engaged in any of the work or services performed pursuant to this Agreement shall at all times, and in all places, be subject to the MUNICIPALITY'S sole direction, supervision, and control. The MUNICIPALITY shall exercise control over the means and manner in which it and its employees perform the work, and in all respects the MUNICIPALITY'S relationship and the relationship of its employees to the COUNTY shall be that of an Independent Contractor and not as employees or agents of the COUNTY.

The MUNICIPALITY does not have the power or authority to bind the COUNTY in any promise, agreement or representation.

ARTICLE 17 - CONTINGENT FEES

The MUNICIPALITY warrants that it has not employed or retained any company or person, other than a bona fide employee working solely for the MUNICIPALITY to solicit or secure this Agreement and that it has not paid or agreed to pay any person, company, corporation, individual, or firm, other than a bona fide employee working solely for the MUNICIPALITY, any fee, commission, percentage, gift, or any other consideration contingent upon or resulting from the award or making of this Agreement.

ARTICLE 18 - ACCESS AND AUDITS

The MUNICIPALITY shall maintain adequate records to justify all charges, expenses, and costs incurred in estimating and performing the work for at least three (3) years after completion or termination of this Agreement. The COUNTY shall have access to such books, records, and documents as required in this section for the purpose of inspection or audit during normal business hours, at the MUNICIPALITY'S place of business.

Palm Beach County has established the Office of the Inspector General in Palm Beach County Code, Section 2-421 – 2-440, as may be amended. The Inspector General's authority includes but is not limited to the power to review past, present and proposed County contracts, transactions, accounts and records, to require the production of records, and to audit, investigate, monitor, and inspect the activities of the MUNICIPALITY, its officers, agents, employees, and lobbyists in order to ensure compliance with contract requirements and detect corruption and fraud.

Failure to cooperate with the Inspector General or interfering with or impeding any investigation shall be in violation of Palm Beach County Code, Section 2-421 – 2-440, and punished pursuant to Section 125.69, Florida Statutes, in the same manner as a second degree misdemeanor.

ARTICLE 19 - NONDISCRIMINATION

The MUNICIPALITY warrants and represents that all of its employees are treated equally during employment without regard to race, color, religion, disability, sex, age, national origin, ancestry, marital status, familial status, sexual orientation, gender identity or expression, or genetic information.

ARTICLE 20 - AUTHORITY TO PRACTICE

The MUNICIPALITY hereby represents and warrants that it has and will continue to maintain all licenses and approvals required to conduct its business, and that it will at all times conduct its business activities in a reputable manner. Proof of such licenses and approvals shall be submitted to the COUNTY's representative upon request.

ARTICLE 21 - SEVERABILITY

If any term or provision of this Agreement, or the application thereof to any person or circumstances shall, to any extent, be held invalid or unenforceable, the remainder of this Agreement, or the application of such terms or provision, to persons or circumstances other than those as to which it is held invalid or unenforceable, shall not be affected, and every other term and provision of this Agreement shall be deemed valid and enforceable to the extent permitted by law.

ARTICLE 22- PUBLIC ENTITY CRIMES

As provided in F.S. 287.132-133, by entering into this Agreement or performing any work in furtherance hereof, the MUNICIPALITY certifies that it, its affiliates, suppliers, subcontractors and contractors who will perform hereunder, have not been placed on the convicted vendor list

maintained by the State of Florida Department of Management Services within the 36 months immediately preceding the date hereof. This notice is required by F.S. 287.133(3)(a).

ARTICLE 23 - SURVIVABILITY

Any covenant, agreement, representation, warranty or other provision of this Agreement that is of a continuing nature or which by its language or its nature imposes an obligation that extends beyond the term of this Agreement, including but not limited to representations relating to indemnification and the disclosure or ownership of documents, shall survive the expiration or early termination of this Agreement and the consummation of the transactions contemplated hereunder.

ARTICLE 24 - NOTICE

All notices required in this Agreement shall be sent by certified mail, return receipt requested, hand delivery or other delivery service requiring signed acceptance. If sent to the COUNTY, notices shall be addressed to:

Palm Beach County Fire-Rescue
405 Pike Road
West Palm Beach, FL 33411-3815
Attn: Fire Rescue Administrator

If sent to the MUNICIPALITY, notices shall be addressed to:

City of Boynton Beach
John H. Denson Pool
225 Northwest 12th Avenue
Boynton Beach, FL 33425
Attn: Crystal Quesada, Aquatics Supervisor

ARTICLE 25 - FILING

A copy of this Agreement shall be filed with the Clerk of the Circuit Court in and for Palm Beach County.

ARTICLE 26 - ENTIRETY OF CONTRACTUAL AGREEMENT

The COUNTY and the MUNICIPALITY agree that this Agreement sets forth the entire agreement between the parties, and that there are no promises or understandings other than those stated herein. None of the provisions, terms and conditions contained in this Agreement may be added to, modified, superseded or otherwise altered unless agreed to in writing by both parties. This Agreement shall inure to the benefit of and shall be binding upon the parties, their respective assigns and successors in interest.

IN WITNESS WHEREOF, the Board of County Commissioners of Palm Beach County, Florida has made and executed this Agreement on behalf of the COUNTY, and MUNICIPALITY has hereunto set its hand the day and year above written.

WITNESS

**PALM BEACH COUNTY, FLORIDA, BY
ITS BOARD OF COUNTY COMMISSIONERS**

Signature

By: _____
Michael Mackey, Fire Rescue Administrator,
through Verdenia C. Baker, County Administrator

Name (type or Print)

**APPROVED AS TO FORM
AND LEGAL SUFFICIENCY**

**APPROVED AS TO TERMS
AND CONDITIONS**

By: _____
County Attorney

By: _____
Palm Beach County Fire Rescue

ATTEST:

CITY OF BOYNTON BEACH, FLORIDA

By: _____
City Clerk

By: _____
Lori LaVerriere, City Manager

**APPROVED AS TO FORM AND
LEGAL SUFFICIENCY**

By: _____
City Attorney



STATE OF FLORIDA
DEPARTMENT OF HEALTH
Operating Permit

Swimming Pools - Public Pool > 25000 Gallons

50-60-03671

50-BID-3420205

Issued To: Wilson Park John Denson Pool
225 NW 12 Avenue
Boynton Beach, FL 33435

County: Palm Beach
Amount Paid: \$250.00
Date Paid: 06/20/2017
Issued Date: 07/01/2017

Permit Expires On: 06/30/2018

Mail To: WILSON PARK John Denson Pool
100 E Boynton Beach Boulevard
Boynton Beach, FL 33435

Issued By:
Department of Health in Palm Beach County
P.O. Box 29 - Fourth Floor
West Palm Beach, FL 33402-0029

Owner: WILSON PARK John Denson Pool
File Number: 3879

(561) 837-5900

Pool Volume (gallons): 116,400 Bathing Load: 97

Flow Rate (gpm): 486

Original Customer: Wilson Park John Denson Pool (NON-TRANSFERABLE)

DISPLAY CERTIFICATE IN A CONSPICUOUS PLACE



STATE OF FLORIDA
DEPARTMENT OF HEALTH
Operating Permit

Swimming Pools - Public Pool > 25000 Gallons

50-60-03671

50-BID-3420205

Issued To: Wilson Park John Denson Pool
225 NW 12 Avenue
Boynton Beach, FL 33435

County: Palm Beach
Amount Paid: \$250.00
Date Paid: 06/20/2017
Issued Date: 07/01/2017

Permit Expires On: 06/30/2018

Mail To: WILSON PARK John Denson Pool
100 E Boynton Beach Boulevard
Boynton Beach, FL 33435

Issued By:
Department of Health in Palm Beach County
P.O. Box 29 - Fourth Floor
West Palm Beach, FL 33402-0029
(561) 837-5900
Delray Beach Office
WhittakerAM

Owner: WILSON PARK John Denson Pool
File Number: 3879

STATE OF FLORIDA
DEPARTMENT OF HEALTH
COUNTY HEALTH DEPARTMENT
PUBLIC POOL AND BATHING PLACE
INSPECTION REPORT



1 of 2

Facility Information

RESULT: Satisfactory

Permit Number: 50-60-03671
Name of Facility: Wilson Park John Denson Pool
Address: 225 NW 12 Avenue
City, Zip: Boynton Beach 33435

Correct By: None
Re-Inspection Date: None

Type: Public Pool > 25000 Gallons
Owner: WILSON PARK John Denson Pool
Person In Charge: Ross Kudirka Phone: (561) 742-6646
Pool Operator: Ross Kudirka Phone: 742-6646

Inspection Information

Purpose: Routine
Inspection Date: 2/7/2017

Begin Time: 11:30 AM
End Time: 11:45 AM

Additional Information

22. Free Chlor./Bromine ... 1.3	VOLUME 116400
23. pH 7.3	POOL LOAD 97
24. Chlor. Stabilizer 0	FLOW RATE 486
33. Flowmeter 473	FILTER TYPE SP
34. Thermometer 75	

Items marked below are not in compliance the requirements of Chapters 64E-9 of the Florida Administrative Code and must be corrected. Continued operation of this facility without making these corrections is a violation of Chapter 64E-9 of the Florida Administrative Code and Chapters 386 and 514, Florida Statutes. Violations must be corrected as indicated in the Results section above or an administrative fine or other legal action will be initiated.

Violation Markings

POOL AREA 1. Appearance/Algae Control 2. Deck/Walkways 3. Tile/Pool Finish 4. Depth Markers 5. Handrail/Ladder 6. Step Markings 7. Main Drain Grate 8. Gutter Grates/Skimmer 9. Lighting 10. No Dive Markings 11. Diving Board 12. Pool Cover 13. Pool Side Shower POOL SAFETY 14. Life Hook w/Pole 15. Life Ring w/Rope 16. Safety Line/2 Marking	17. Rules Posted 18. Certification SANITARY FACILITIES 19. Supplies 20. Clean WATER QUALITY 21. Approved Test Kit 22. Free Chlor./Bromine 23. pH 24. Chlor. Stabilizer 25. Spa Requirements EQUIPMENT ROOM 26. Wading Pool: Quick Dump 27. Water Level/Control 28. Disinfection Feeder 29. pH Feeder 30. Chem. Container Label 31. Filter Pump	32. Vacuum Cleaner 33. Flowmeter 34. Thermometer 35. Pressure/Vacuum Gauge 36. Equip. Room 37. Cross Connection 38. Gas Chlor. Equip. 39. Waste Water Disposal 40. D.E. Separator 41. Other Equipment 42. Equipment Change 43. Approved Chemicals 44. Maintenance Log 45. Inspection Posted 46. Electrical Equip. 47. Fences 48. Other 49. Other
---	--	---

NOTE: It is unlawful to modify a public pool or its equipment without prior approval from the local building department and submitting an application to DOH.

Inspector Signature:

Art Whitaker

Client Signature:

Email

STATE OF FLORIDA
DEPARTMENT OF HEALTH
COUNTY HEALTH DEPARTMENT
PUBLIC POOL AND BATHING PLACE
INSPECTION REPORT



2 of 2

General Comments

File#: 3879
Gate Code#:
Facility Access Key#:
Equipment Access#:
Main Drain Grate:WAV18x2
SVRS: Gravity

No violations observed at time of inspection.

Email Address(es): kudirkar@bbfl.us,
kudirkar@bbfl.us,
blackmana@bbfl.us

Violations Comments

No Violation Comments Available

Inspection Conducted By: Arthur Whittaker (86017)
Work: (561) 274-3187 ex.
Date: 2/7/2017

Inspector Signature:

Handwritten signature of Arthur Whittaker in black ink.

Form Number: 3H 929 01/04

Client Signature:

Handwritten signature of the client in black ink, appearing to read "Enail".

59-50-03571 Wilson Park John Denson Pool

STATE OF FLORIDA
DEPARTMENT OF HEALTH
COUNTY HEALTH DEPARTMENT
PUBLIC POOL AND BATHING PLACE
INSPECTION REPORT



1 of 2

Facility Information

RESULT: Satisfactory

Permit Number: 50-60-03671 Name of Facility: Wilson Park John Denson Pool Address: 225 NW 12 Avenue City, Zip: Boynton Beach 33435 Type: Public Pool > 25000 Gallons Owner: WILSON PARK John Denson Pool Person In Charge: Crystal Quesada Phone: (561) 742-8646 Pool Operator: Mako Pools Phone: 641-2437	Correct By: Next Inspection Re-Inspection Date: None
---	---

Inspection Information

Purpose: Routine Inspection Date: 8/1/2017	Begin Time: 09:30 AM End Time: 10:00 AM
---	--

Additional Information

22. Free Chlorine <input type="checkbox"/> 3.4 23. pH <input type="checkbox"/> 7.3 24. Chlor. Stabilizer <input type="checkbox"/> 6 33. Flowmeter <input type="checkbox"/> 366 34. Thermometer <input type="checkbox"/> 84	VOLUME <input type="checkbox"/> 116400 POOL LOAD <input type="checkbox"/> 97 FLOW RATE <input type="checkbox"/> 486 NIGHT SWIM <input type="checkbox"/> No FILTER TYPE <input type="checkbox"/> SP
--	--

Items marked below are not in compliance the requirements of Chapters 64E-9 of the Florida Administrative Code and must be corrected. Continued operation of this facility without making these corrections is a violation of Chapter 64E-9 of the Florida Administrative Code and Chapters 386 and 514, Florida Statutes. Violations must be corrected as indicated in the Results section above or an administrative fine or other legal action will be initiated.

Violation Markings

POOL AREA 1. Appearance/Algae Control 2. Deck/Walkways 3. Tile/Pool Finish 4. Depth Markers 5. Handrail/Ladder 6. Step Markings 7. Main Drain Grate 8. Gutter Grates/Skimmer 9. Lighting 10. No Dive Markings 11. Diving Board 12. Pool Cover 13. Pool Side Shower POOL SAFETY 14. Life Hook w/Pole 15. Life Ring w/Rope 16. Safety Line/2 Marking	17. Rules Posted 18. Certification SANITARY FACILITIES 19. Supplies 20. Clean WATER QUALITY 21. Approved Test Kit 22. Free Chlor./Bromine 23. pH 24. Chlor. Stabilizer 25. Spa Requirements EQUIPMENT ROOM 26. Wading Pool: Quick Dump 27. Water Level/Control 28. Disinfection Feeder 29. pH Feeder 30. Chem. Container Label 31. Filter Pump	32. Vacuum Cleaner 33. Flowmeter 34. Thermometer 35. Pressure/Vacuum Gauge 36. Equip. Room 37. Cross Connection 38. Gas Chlor. Equip. 39. Waste Water Disposal 40. D.E. Separator 41. Other Equipment 42. Equipment Change 43. Approved Chemicals X 44. Maintenance Log 45. Inspection Posted 46. Electrical Equip. 47. Fences 48. Other 49. Other
---	--	---

NOTE: It is unlawful to modify a public pool or its equipment without prior approval from the local building department and submitting an application to DOH.

Inspector Signature:

Art Whitteman

Client Signature:

Email

STATE OF FLORIDA
DEPARTMENT OF HEALTH
COUNTY HEALTH DEPARTMENT
PUBLIC POOL AND BATHING PLACE
INSPECTION REPORT



2 of 2

General Comments

File#: 3879
Gate Code#:
Facility Access Key#:
Equipment Access#:
Main Drain Grate: WAV18x2
SVRS: Gravity
Maintenance log has missing entries - Chlorine and pH readings must be recorded daily. The days that the pool company does not service your pool you need to designate a person to take chlorine and PH readings and post them on the pool log. Test kit missing - Provide a state approved DPD- chlorine test kit.

Email Address(es): quesadac@bbfl.us;
quesadac@bbfl.us;
blackmana@bbfl.us;
karibatman@aol.com

Violations Comments

Violation #44: Maintenance Log
Maintenance log has missing entries - Chlorine and pH readings must be recorded daily.
CODE REFERENCE: Maintenance Log 64E-9.004(13). Maintenance logs must be kept on all pools.

Inspection Conducted By: Arthur Whittaker (86017)
Inspector Contact Number: Work: (561) 274-3187 ex.
Print Client Name:
Date: 8/1/2017

Inspector Signature:

Handwritten signature of Arthur Whittaker.

Client Signature:

Handwritten signature of Enail.

CERTIFICATE OF COVERAGE

ISSUED ON: 2/21/2018

COVERAGE PROVIDED BY: **PREFERRED GOVERNMENTAL INSURANCE TRUST**

PACKAGE AGREEMENT NUMBER: **PX2FL1 0502003 16-02**

COVERAGE PERIOD: 10/1/2016 TO 10/1/2018 12:01 AM

COVERAGES: This is to certify that the agreement below has been issued to the designated member for the coverage period indicated. Notwithstanding any requirement, term or condition of any contract or other document with respect to which this certificate may be issued or may pertain, the coverage afforded by the agreement described herein subject to all the terms, exclusions and conditions of such agreement.

Mail to: Certificate Holder
Palm Beach County Board of County Commissioners
 Attn: Anna Stewart
 405 Pike Road
 West Palm Beach, FL 33411

Designated Member
City of Boynton Beach
 P. O. Box 310
 Boynton Beach, FL 334250310

LIABILITY COVERAGE

- Comprehensive General Liability, Bodily Injury, Property Damage and Personal Injury**
 Limit \$2,000,000 \$200,000/\$300,000 SIR
- Public Officials Liability**
 Limit \$4,000,000 \$200,000 SIR
- Employment Practices Liability**
 Limit \$4,000,000 \$200,000 SIR
- Employee Benefits Liability**
 Limit \$2,000,000 \$200,000/\$300,000 SIR
- Law Enforcement Liability**
 Limit \$2,000,000 \$200,000/\$300,000 SIR

WORKERS' COMPENSATION COVERAGE

- Self Insured Workers' Compensation**
 \$500,000 Self Insured Retention
- Statutory Workers' Compensation**
- Employers Liability**
 \$1,000,000 Each Accident
 \$1,000,000 By Disease
 \$1,000,000 Aggregate Disease

PROPERTY COVERAGE

- Buildings & Personal Property**
 Per schedule on file with \$25,000 Deductible
 Trust Limit
Note: See coverage agreement for details on wind, flood, and other deductibles.
- Rented, Borrowed and Leased Equipment**
 Limit \$300,000 TIV See Schedule for Deductible
- Total All other Inland Marine**
 Limit \$7,539,945 TIV See Schedule for Deductible

AUTOMOBILE COVERAGE

- Automobile Liability**
 Limit \$2,000,000 \$100,000 SIR
- All Owned
 Specifically Described Autos
 - Hired Autos
 - Non-Owned Autos
- Automobile Physical Damage**
- Comprehensive See Schedule for Deductible
 - Collision See Schedule for Deductible
 - Hired Auto with limit of \$100,000

CRIME COVERAGE

- Employee Dishonesty**
 Limit \$50,000 \$1,000 Deductible
- Forgery or Alteration**
 Limit \$50,000 \$1,000 Deductible
- Theft Disappearance & Destruction**
 Limit \$50,000 \$1,000 Deductible
- Computer Fraud**
 Limit \$50,000 \$1,000 Deductible

Garage Keepers

- Liability Limit
- Liability Deductible
- Comprehensive Deductible
- Collision Deductible

NOTE: Additional Covered Party status is excluded for non-governmental entities. The most we will pay is further limited by the limitations set forth in Section 768.28(5), Florida Statutes (2010) or the equivalent limitations of successor law which are applicable at the time of loss.

Description of Operations/ Locations/ Vehicles/Special items

All Operations usual to a City Government. Certificate Holder is included as Additional Insured

This section completed by member's agent who bears complete responsibility and liability for its accuracy.

This certificate is issued as a matter of information only and confers no rights upon the certificate holder. This certificate does not amend, extend or alter the coverage afforded by the agreement above.

Administrator
Public Risk Underwriters®
 P.O. Box 968455
 Lake Mary, FL 32795-8455

CANCELLATIONS
 SHOULD ANY PART OF THE ABOVE DESCRIBED AGREEMENT BE CANCELLED BEFORE THE EXPIRATION DATE THEREOF, PREFERRED GOVERNMENTAL INSURANCE TRUST WILL ENDEAVOR TO MAIL 60 DAYS WRITTEN NOTICE, OR 10 DAYS WRITTEN NOTICE FOR NON-PAYMENT OF PREMIUM, TO THE CERTIFICATE HOLDER NAMED ABOVE, BUT FAILURE TO MAIL SUCH NOTICE SHALL IMPOSE NO OBLIGATION OR LIABILITY OF ANY KIND UPON THE PROGRAM, ITS AGENTS OR REPRESENTATIVES.

Producer
The Gehring Group
 11505 Fairchild Gardens Avenue
 Suite 202
 Palm Beach Gardens, FL 33410



AUTHORIZED REPRESENTATIVE



February 21, 2018

**Palm Beach County Board of County Commissioners
Attn: Anna Stewart
405 Pike Road
West Palm Beach, Fl. 33411**

**Re: Coverage Agreement - PX2FL1 0502003 16-02
City of Boynton Beach
Effective Date: 10/01/2016 to 10/01/2018**

To Whom It May Concern:

Preferred Governmental Insurance Trust is unable to name non-governmental entities as an additional covered party due to Florida Statute 768.28.

Non-governmental entities do not enjoy sovereign immunity protection under Florida law. Coverage through the Preferred Governmental Insurance Trust is predicated upon the concept of sovereign immunity among all its members. Accordingly, entities which are not eligible for sovereign immunity protection under F.S. 768.28 may not be an additional covered party under the Preferred coverage agreement.

We appreciate your understanding.

**Margaret E. Gross, CPCU
Director of Underwriting**

*****If Additional Covered Party status was not requested on the attached certificate, the provisions in this letter do not apply.*****

John H. Denson Pool

225 NW 12TH Ave

Boynton Beach, FL 33435

561-742-6645

Learn to Swim

Children will learn basic water safety and swimming skills as a group. Children **MUST** be potty-trained (not including ages 6 months – 3 years in the Parent & Tot classes). Please note that there are **NO REFUNDS** and no make-up classes for classes cancelled due to inclement weather. We offer free assessment on water skills upon request.

Fees are:

\$40 Residents

\$50 Non-Resident

Parent & Tot is an introductory course for ages 6 months to 3 years, teaching swimming readiness skills. Providing safety information for parents and teaching techniques parents can use to orient their child to the water. 1:10 ratio, with 4 minimum in a class; 30 minutes. Swim diaper and swim cover is needed for class for those not toilet trained.

Preschool I is to familiarize children approximately 4 and 5 years old to the aquatic environment and help, them get the basic aquatic skills. Help participants begin to develop positive attitude and safe practice in and around the water. 1:6 ratio with 4 minimum in a class; 30 minutes.

Preschool II is children approximately 4 and 5 years old and are built on improving the skills learned in Preschool I. In addition, increase knowledge of water safety topics. Prerequisites: must successfully demonstrate the Preschool 1 exit skills. 1:6 ratio with 4 minimum in a class and; 30 minutes

Level I (ages usually 6 & up) is for those who have never had lessons, cannot swim, or are not comfortable in the water. Children will learn basic water safety and swimming skills at a beginner level. In order to progress to Level II, must successfully demonstrate Level I exit skills. 1:6 ratio, with 4 minimum in a class; 30 minutes

Level II (ages usually 6 & up) is for those who have had lessons, can swim a minimum of 5 yards and float on their back. Children will develop swimming techniques and must successfully demonstrate Level II exit skills, to move to the next level. 1:6 ratio, with 4 minimum in a class; 30 minutes

Level III (ages usually 6 & up), will practice stroke refinement at an advanced level in order to advance to a Recreation Swim League or pre-competition level. Children must be able to swim

25 yards on their front and 15 yards on their back. 1:6 ratio, with 4 minimum in a class; 30 minutes

Private Swim Lessons

Children will learn basic water safety and swimming skills: 1:1 ratio. \$15R \$18 NR 30 minutes (per class)

***All dates and times are subject to change due to weather and staffing.**

Level	Day	Time
Parent & Tot	Weekday	4:00 – 4:30P
	Saturday	10:00 – 10:30A
Preschool I	Weekday	4:30 - 5:00P
	Saturday	10:00 – 10:30A
Preschool II	Weekday	4:30 - 5:00P
	Saturday	10:30 – 11:00A
Levels I	Weekdays	5:00 – 5:30P
	Saturdays	10:30 - 11:00A
Level II	Weekdays	5:00 – 5:30P
	Saturday	11:00 – 11:30a
Level III	Weekdays	5:30P – 6:00P
	Saturdays	11:00 – 11:30A
Adult	Weekdays	5:30P – 6:00P
	Saturday	11:30A – 12:00P

	T/TH	W/F	Saturday
Session 1	6/12 - 7/5	6/13 – 7/11*	7/14 – 9/1
Session 2	7/17 – 8/9	7/18 – 8/10	
Session 3	8/21 – 9/13	8/22 – 9/14	

- No class July 4th



CITY OF BOYNTON BEACH AGENDA ITEM REQUEST FORM

COMMISSION MEETING DATE: 3/20/2018

REQUESTED ACTION BY COMMISSION: PROPOSED RESOLUTION NO. R18-049 - Accept Quit Claim Deed from the Boynton Beach Community Redevelopment Agency for 120, 128 and 146 NW 11th Avenue within the Model Block project area.

EXPLANATION OF REQUEST:

On March 13, 2018 the Boynton Beach Community Redevelopment Agency (CRA) approved the transfer of 120, 128 and 146 NW 11th Avenue to the City of Boynton Beach.

Located within the Heart of Boynton and Poinciana Gardens neighborhood, the Model Block project continues to be a successful collaboration between the CRA and the City of Boynton Beach to revitalize an entire residential block directly south of Poinciana Elementary School between NW 11th Avenue and NW 10th Avenue. The CRA and City of Boynton Beach have been working together on property acquisitions, new single family homeownership opportunities, pedestrian enhancements in addition to roadway and utility improvements within the Model Block project area since 2012.

Working together with Habitat for Humanity and the Boynton Beach Faith Based Community Development Corporation (CDC), six (6) new homes have been built with a seventh home currently under construction.

The project is now focused on the planned roadway, utility and pedestrian improvements to be constructed on NW 11th Avenue along with the required re-platting of existing lots owned by the CRA and City in order to create more buildable lots (see attached replat of Lanehart's Subdivision). Since the City is acting as the applicant for the re-plat request, the City is required to be the owner of those parcel being re-platted.

The CRA Board approved transferring ownership of the following three parcels on NW 11th Avenue that will need to be accepted by City (see attached Property Identification Map):

Address:

- 120 NW 11th Avenue - PCN#: 08434521190000140
- 128 NW 11th Avenue - PCN#: 08434521190000120
- 146 NW 11th Avenue - PCN#: 08434521190000050

City staff recommends the Commission accept the quit claim deed for these properties from the CRA.

HOW WILL THIS AFFECT CITY PROGRAMS OR SERVICES? N/A

FISCAL IMPACT: N/A

ALTERNATIVES: None.

STRATEGIC PLAN:

STRATEGIC PLAN APPLICATION:

CLIMATE ACTION: No

CLIMATE ACTION DISCUSSION:

Is this a grant? No

Grant Amount:

ATTACHMENTS:

Type	Description
<input type="checkbox"/> Resolution	Resolution approving acceptance of 3 Quit Claim Deeds for NW 11th Avenue Model Block Project
<input type="checkbox"/> Attachment	Replat of Laneharts Subdivision

1
2
3
4
5
6
7
8
9
10
11

RESOLUTION R18-

A RESOLUTION OF THE CITY OF BOYNTON BEACH, FLORIDA, ACCEPTING THREE (3) QUIT-CLAIM DEEDS FROM THE BOYNTON BEACH COMMUNITY REDEVELOPMENT AGENCY ASSOCIATED WITH THE MODEL BLOCK PROJECT LOCATED AT 120, 128 AND 146 NW 11TH AVENUE IN A FORM TO BE REVIEWED AND APPROVED BY THE CITY ATTORNEY; AND PROVIDING AN EFFECTIVE DATE.

12 **WHEREAS**, located within the Heart of Boynton and Poinciana Gardens
13 neighborhood, the Model Block project continues to be a successful collaboration between the
14 CRA and the City of Boynton Beach to revitalize an entire residential block; and

15 **WHEREAS**, the project is now focused on the planned roadway, utility and pedestrian
16 improvements to be constructed on NW 11th Avenue along with the required re-platting of
17 existing lots owned by the CRA and City in order to create more buildable lots; and

18 **WHEREAS**, since the City is acting as the applicant for the re-plat request, the City is
19 required to be the owner of those parcels being replatted.

20 **NOW, THEREFORE, BE IT RESOLVED BY THE CITY COMMISSION OF
21 THE CITY OF BOYNTON BEACH, FLORIDA, THAT:**

22 Section 1. The foregoing "Whereas" clauses are hereby ratified and confirmed as
23 being true and correct and are hereby made a specific part of this Resolution upon adoption
24 hereof.

25 Section 2. The City Commission hereby agrees to accept three (3) Quit-Claim
26 Deeds from the Boynton Beach Community Redevelopment Agency associated with the Model
27 Block project located at 120, 128 and 146 NW 11th Avenue in a form to be reviewed and
28 approved by the City Attorney.

Section 3. That this Resolution shall become effective immediately upon passage.

29
30
31
32
33
34
35
36
37
38
39
40
41
42
43
44
45
46
47
48
49
50
51
52
53
54
55
56

PASSED AND ADOPTED this ____ day of March, 2018.

CITY OF BOYNTON BEACH, FLORIDA

YES NO

Mayor – Steven B. Grant _____

Vice Mayor – Justin Katz _____

Commissioner – Mack McCray _____

Commissioner – Christina L. Romelus _____

Commissioner – Joe Casello _____

VOTE _____

ATTEST:

Judith A. Pyle, CMC
City Clerk

(Corporate Seal)

THIS INSTRUMENT WAS PREPARED BY:
 JOHN T. DOOGAN, P.L.S.
AVIROM & ASSOCIATES, INC.
 SURVEYING & MAPPING
 50 S.W. 2ND AVENUE, SUITE 102
 BOCA RATON, FLORIDA 33432
 (561) 392-2594
 L.B. #3300

REPLAT OF A PORTION OF LANEHART'S SUBDIVISION

BEING A REPLAT OF A PORTION OF LOT 7, LANEHART'S SUBDIVISION, ACCORDING TO THE PLAT THEREOF AS RECORDED IN PLAT BOOK 1, PAGE 35 OF THE PUBLIC RECORDS OF PALM BEACH COUNTY, FLORIDA. TOGETHER WITH LOT 10, MEEKS ADDITION TO BOYNTON, ACCORDING TO THE PLAT THEREOF AS RECORDED IN PLAT BOOK 9, PAGE 54 OF THE PUBLIC RECORDS OF PALM BEACH COUNTY, FLORIDA. SAID LANDS LYING IN SECTION 21, TOWNSHIP 45 SOUTH, RANGE 43 EAST, CITY OF BOYNTON BEACH, PALM BEACH COUNTY, FLORIDA.

DEDICATION AND RESERVATION:

KNOW ALL MEN BY THESE PRESENTS THAT _____, OWNER OF THE LAND SHOWN HEREON AS REPLAT OF A PORTION OF LANEHART'S SUBDIVISION, BEING A REPLAT OF A PORTION OF LOT 7, "LANEHART'S SUBDIVISION", ACCORDING TO THE PLAT THEREOF AS RECORDED IN PLAT BOOK 1, PAGE 35, OF THE PUBLIC RECORDS OF PALM BEACH COUNTY, FLORIDA; TOGETHER WITH LOT 10, "MEEKS ADDITION TO BOYNTON", ACCORDING TO THE PLAT THEREOF AS RECORDED IN PLAT BOOK 9, PAGE 54, OF THE PUBLIC RECORDS OF PALM BEACH COUNTY, FLORIDA. SAID LANDS LYING IN SECTION 21, TOWNSHIP 45 SOUTH, RANGE 43 EAST, PALM BEACH COUNTY, FLORIDA, BEING MORE PARTICULARLY DESCRIBED AS FOLLOWS:

THE WEST 77.5' OF LOT 7, LANEHART'S SUBDIVISION, ACCORDING TO THE PLAT THEREOF ON FILE IN THE OFFICE OF THE CLERK OF THE CIRCUIT COURT IN AND FOR PALM BEACH COUNTY, FLORIDA, RECORDED IN PLAT BOOK 1, PAGE 35.

TOGETHER WITH

THE EAST 125 FEET OF THE WEST 202.5 FEET OF LOT 7, LANEHART'S SUBDIVISION, ACCORDING TO THE PLAT THEREOF ON FILE IN THE OFFICE OF THE CLERK OF THE CIRCUIT COURT IN AND FOR PALM BEACH COUNTY, FLORIDA, RECORDED IN PLAT BOOK 1, PAGE 35. LESS AND EXCEPT THE NORTH 30 FEET THEREOF.

TOGETHER WITH

THE NORTH 30 FEET OF THE FOLLOWING DESCRIBED PROPERTY:

THE EAST 125 FEET OF THE WEST 202.5 FEET OF LOT 7, LANEHART'S SUBDIVISION, ACCORDING TO THE PLAT THEREOF ON FILE IN THE OFFICE OF THE CLERK OF THE CIRCUIT COURT IN AND FOR PALM BEACH COUNTY, FLORIDA, RECORDED IN PLAT BOOK 1, PAGE 35.

TOGETHER WITH

THE EAST 50 FEET OF THE WEST 252.50 FEET OF LOT 7, OF WM. M. LANEHART'S SUBDIVISION, SOUTH 1/2 OF THE NORTHEAST 1/4 OF SECTION 21, TOWNSHIP 45 SOUTH, RANGE 43 EAST, ACCORDING TO THE PLAT THEREOF AS RECORDED IN PLAT BOOK 1, PAGE 35, OF THE PUBLIC RECORDS OF PALM BEACH COUNTY, FLORIDA.

TOGETHER WITH

THE EAST 3.53 FEET OF THE WEST 256.03 FEET OF LOT 7 OF WM. M. LANEHART'S SUBDIVISION, SOUTH 1/2 OF THE NORTHEAST 1/4 OF SECTION 21, TOWNSHIP 45 SOUTH, RANGE 43 EAST, ACCORDING TO THE PLAT THEREOF AS RECORDED IN PLAT BOOK 1, PAGE 35, OF THE PUBLIC RECORDS OF PALM BEACH COUNTY, FLORIDA.

TOGETHER WITH

THE EAST 25 FEET OF THE WEST 281.03 FEET OF LOT 7 OF WM. M. LANEHART'S SUBDIVISION, SOUTH 1/2 OF THE NORTHEAST 1/4 OF SECTION 21, TOWNSHIP 45 SOUTH, RANGE 43 EAST, ACCORDING TO THE PLAT THEREOF AS RECORDED IN PLAT BOOK 1, PAGE 35, OF THE PUBLIC RECORDS OF PALM BEACH COUNTY, FLORIDA.

TOGETHER WITH

THE EAST 25 FEET OF THE WEST 306.03 FEET OF LOT 7, OF LANEHART'S SUBDIVISION, SOUTH 1/2 OF THE NORTHEAST 1/4 OF SECTION 21, TOWNSHIP 45 SOUTH, RANGE 43 EAST, ACCORDING TO THE PLAT THEREOF AS RECORDED IN PLAT BOOK 1, PAGE 35, OF THE PUBLIC RECORDS OF PALM BEACH COUNTY, FLORIDA.

TOGETHER WITH

THE NORTH 30 FEET OF THE FOLLOWING DESCRIBED PARCEL:

THE EAST 50 FEET OF THE WEST 356.03 FEET OF LOT 7, WM. M. LANEHART'S ACCORDING TO THE PLAT THEREOF, AS RECORDED IN PLAT BOOK 1, PAGE 35, OF THE PUBLIC RECORDS OF PALM BEACH COUNTY, FLORIDA.

TOGETHER WITH

THE NORTH 100 FEET OF LOT 10 OF MEEKS ADDITION TO BOYNTON, ACCORDING TO THE PLAT THEREOF, AS RECORDED IN PLAT BOOK 9, PAGE 54, LESS AND EXCEPT THAT PORTION OF THE EAST 50 FEET OF THE NORTH 100 FEET LYING EAST OF THE PROPOSED WESTERLY RIGHT-OF-WAY LINE OF SEACREST BOULEVARD, AS CONVEYED TO THE STATE OF FLORIDA BY DEED RECORDED IN OFFICIAL RECORDED BOOK 2840, PAGE 1870 OF THE PUBLIC RECORDS OF PALM BEACH COUNTY, FLORIDA.

TOGETHER WITH

THE SOUTH 50 FEET OF LOT 10, MEEKS ADDITION TO BOYNTON, ACCORDING TO THE MAP OR PLAT THEREOF AS RECORDED IN PLAT BOOK 9, PAGE 54, LESS AND EXCEPT THE EAST 20 FEET CONVEYED TO THE STATE OF FLORIDA BY DEED RECORDED IN OFFICIAL RECORDS BOOK 2840, PAGE 1874, OF THE PUBLIC RECORDS OF PALM BEACH COUNTY, FLORIDA.

SAID LANDS SITUATE IN THE CITY OF BOYNTON BEACH, PALM BEACH COUNTY, FLORIDA AND CONTAINING 69,821 SQUARE FEET (1.6029 ACRES) MORE OR LESS.

DEDICATION AND RESERVATION:

HAVE CAUSED THE SAME TO BE SURVEYED AND PLATTED AS SHOWN HEREON AND DO HEREBY DEDICATE AS FOLLOWS:

- PARCEL 'A', AS SHOWN HEREON IS HEREBY DEDICATED TO THE CITY OF BOYNTON BEACH, AS PUBLIC RIGHT-OF-WAY FOR STREET AND UTILITY PURPOSES.
- THE UTILITY EASEMENT AS SHOWN HEREON IS HEREBY DEDICATED IN PERPETUITY FOR THE CONSTRUCTION AND MAINTENANCE OF UTILITY FACILITIES, INCLUDING CABLE TELEVISION SYSTEMS. THE INSTALLATION OF CABLE SYSTEMS SHALL NOT INTERFERE WITH THE CONSTRUCTION AND MAINTENANCE OF OTHER UTILITIES.
- PARCEL 'B', AS SHOWN HEREON IS HEREBY RESERVED FOR THE CITY OF BOYNTON BEACH, ITS SUCCESSORS AND ASSIGNS, FOR LANDSCAPE BUFFER PURPOSES AND IS THE PERPETUAL MAINTENANCE OBLIGATION OF SAID MUNICIPALITY, ITS SUCCESSORS AND ASSIGNS.
- LANDSCAPE & IRRIGATION EASEMENT, AS SHOWN HEREON IS HEREBY RESERVED FOR THE CITY OF BOYNTON BEACH, ITS SUCCESSORS AND ASSIGNS, FOR LANDSCAPE AND IRRIGATION PURPOSES AND IS THE PERPETUAL MAINTENANCE OBLIGATION OF SAID MUNICIPALITY, ITS SUCCESSORS AND ASSIGNS.
- LOTS 1 THROUGH 6, AS SHOWN HEREON, ARE PLATTED FOR PRIVATE PURPOSES AS ALLOWED PURSUANT TO THE PLANNING AND ZONING REGULATIONS OF THE CITY OF BOYNTON BEACH.

IN WITNESS WHEREOF, THE ABOVE-NAMED MUNICIPALITY HAS CAUSED THESE PRESENTS TO BE SIGNED BY ITS _____ AND ITS CORPORATE SEAL TO BE AFFIXED HERETO BY AND WITH THE AUTHORITY OF ITS CITY COMMISSION, THIS _____ DAY OF _____, 201__.

WITNESS: _____ BY: _____
 _____ NAME: _____
 _____ TITLE: _____
 _____ (PRINT NAME)
 WITNESS: _____
 _____ (PRINT NAME)

ACKNOWLEDGEMENT:

STATE OF _____)
 COUNTY OF _____) SS

BEFORE ME PERSONALLY APPEARED _____ WHO IS PERSONALLY KNOWN TO ME, OR HAS PRODUCED _____ AS IDENTIFICATION, AND WHO EXECUTED THE FOREGOING INSTRUMENT AS _____ OF _____ AND SEVERALLY ACKNOWLEDGED TO AND BEFORE ME THAT [HE] [SHE] EXECUTED SUCH INSTRUMENT AS SUCH OFFICER OF SAID MUNICIPALITY, AND THAT THE SEAL AFFIXED TO THE FOREGOING INSTRUMENT IS THE CITY SEAL OF SAID MUNICIPALITY AND THAT IT WAS AFFIXED TO SAID INSTRUMENT BY DUE AND REGULAR MUNICIPALITY AUTHORITY, AND THAT SAID INSTRUMENT IS THE FREE ACT AND DEED OF SAID MUNICIPALITY.

WITNESS MY HAND AND OFFICIAL SEAL THIS _____ DAY OF _____, 201__.

MY COMMISSION EXPIRES: _____ (DATE)

 NOTARY PUBLIC
 PRINT NAME: _____
 COMMISSION NUMBER: _____

TITLE CERTIFICATION:

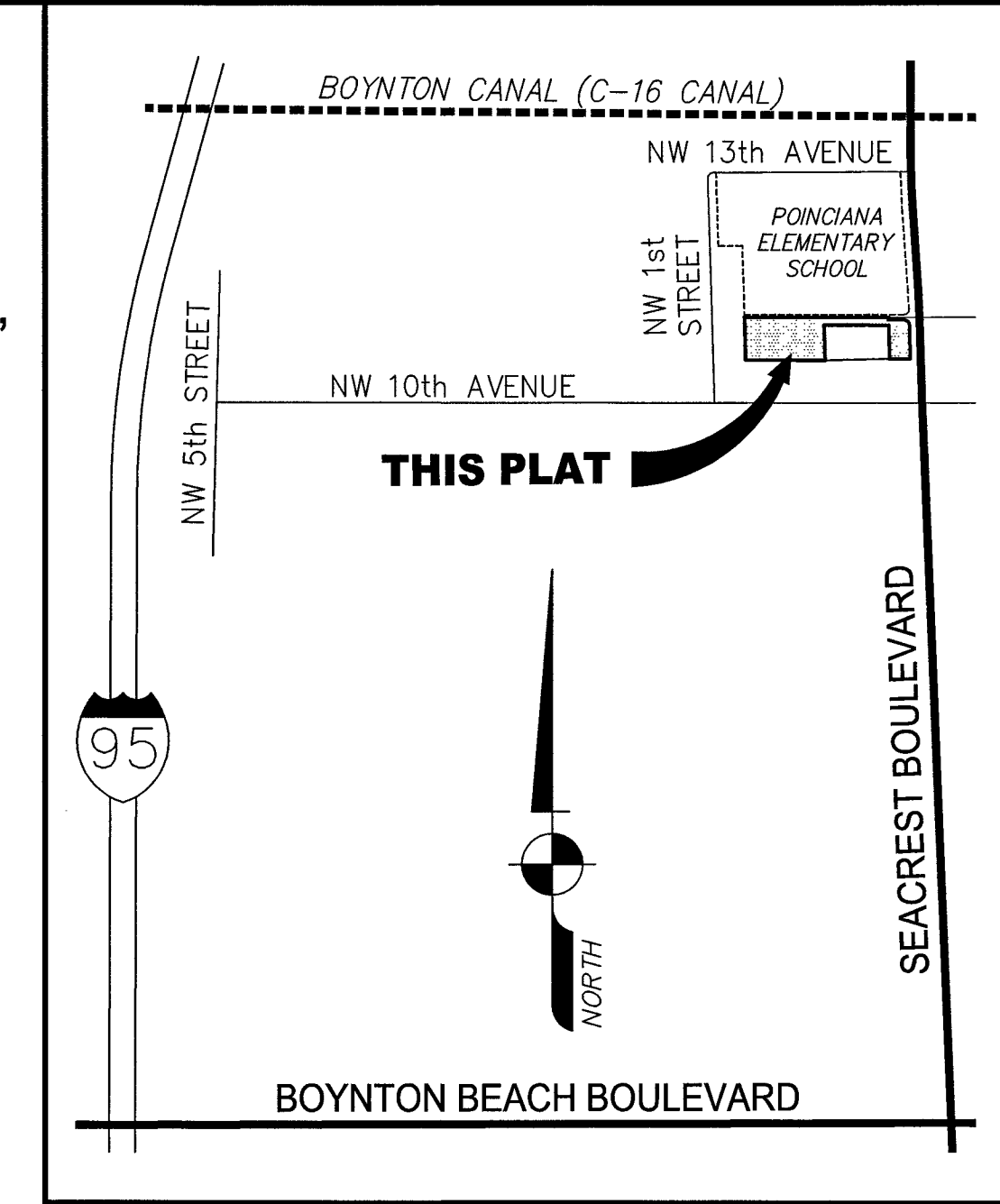
STATE OF _____)
 COUNTY OF _____) SS

I, _____, A DULY LICENSED ATTORNEY IN THE STATE OF FLORIDA DO HEREBY CERTIFY THAT I HAVE EXAMINED THE TITLE TO THE HEREON DESCRIBED PROPERTY; THAT I FIND THE TITLE TO THE PROPERTY IS VESTED IN _____ AUTHORIZED TO DO BUSINESS IN FLORIDA; THAT THE CURRENT TAXES HAVE BEEN PAID; AND THAT ALL PALM BEACH COUNTY SPECIAL ASSESSMENT ITEMS, AND ALL OTHER ITEMS HELD AGAINST SAID LANDS HAVE BEEN SATISFIED; THAT THERE ARE NO MORTGAGES OF RECORD; AND THERE ARE ENCUMBRANCES OF RECORD BUT THOSE ENCUMBRANCES DO NOT PROHIBIT THE CREATION OF THE SUBDIVISION DEPICTED BY THIS PLAT.

DATE: _____ BY: _____
 _____ ATTORNEY-AT-LAW LICENSED IN FLORIDA
 FLORIDA BAR NO. _____

NOTICE:
 THIS PLAT, AS RECORDED IN ITS GRAPHIC FORM, IS THE OFFICIAL DEPICTION OF THE SUBDIVIDED LANDS DESCRIBED HEREIN AND WILL IN NO CIRCUMSTANCES BE SUPPLANTED IN AUTHORITY BY ANY OTHER GRAPHIC OR DIGITAL FORM OF THE PLAT. THERE MAY BE ADDITIONAL RESTRICTIONS THAT ARE NOT RECORDED ON THIS PLAT THAT MAY BE FOUND IN THE PUBLIC RECORDS OF PALM BEACH COUNTY.

CITY OF BOYNTON BEACH (SEAL)	REVIEWING SURVEYOR (SEAL)	CITY ENGINEER (SEAL)	SURVEYOR (SEAL)
------------------------------	---------------------------	----------------------	-----------------



STATE OF FLORIDA)
 COUNTY OF PALM BEACH)

THIS PLAT WAS FILED FOR RECORD AT _____ M.

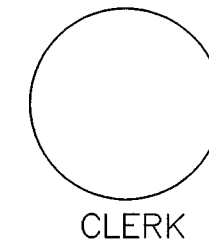
THIS _____ DAY OF _____ A.D. 201__ AND DULY RECORDED

IN PLAT BOOK _____ ON PAGES _____ THROUGH _____

SHARON R. BOCK, CLERK AND COMPTROLLER

BY: _____ DEPUTY CLERK

SHEET 1 OF 2 SHEETS



APPROVAL - CITY OF BOYNTON BEACH:

STATE OF FLORIDA)
 COUNTY OF PALM BEACH) SS

THIS PLAT IS HEREBY APPROVED FOR RECORD PURSUANT TO THE ORDINANCES OF THE CITY OF BOYNTON BEACH AND IN ACCORDANCE WITH CHAPTER 2, LAND DEVELOPMENT REGULATIONS, THIS _____ DAY OF _____, 201__.

BY: _____ GARY DUNMYER, CITY ENGINEER

BY: _____ STEVEN B. GRANT, MAYOR

ATTEST (AS TO BOTH): _____ JUDITH PYLE, CITY CLERK

REVIEWING SURVEYOR:

THIS IS TO CERTIFY THAT THE UNDERSIGNED PROFESSIONAL SURVEYOR AND MAPPER, UNDER CONTRACT WITH THE CITY OF BOYNTON BEACH, FLORIDA, HAS REVIEWED THIS PLAT OF "REPLAT OF A PORTION OF LANEHART'S SUBDIVISION", AS REQUIRED BY CHAPTER 177.081(1), FLORIDA STATUTES, AND FINDS THAT IT COMPLIES WITH ALL THE REQUIREMENTS OF CHAPTER 177, PART 1, FLORIDA STATUTES.

DATE: _____


CRAIG S. PUSEY, P.S.M.
 FLORIDA REGISTRATION NO. 5019
 MICHAEL B. SCHORAH & ASSOCIATES, INC.
 1850 FOREST HILL BOULEVARD
 WEST PALM BEACH, FLORIDA 33406

SURVEYOR AND MAPPER'S CERTIFICATE:

THIS IS TO CERTIFY THAT THE PLAT SHOWN HEREON IS A TRUE AND CORRECT REPRESENTATION OF A SURVEY MADE UNDER MY RESPONSIBLE DIRECTION AND SUPERVISION; THAT SAID SURVEY IS ACCURATE TO THE BEST OF MY KNOWLEDGE AND BELIEF; THAT PERMANENT REFERENCE MONUMENTS ("P.R.M.'S") ACCORDING TO SEC. 177.091(7), F.S., HAVE BEEN PLACED AS REQUIRED BY LAW; AND FURTHER, THAT THE SURVEY DATA COMPLIES WITH ALL THE REQUIREMENTS OF CHAPTER 177, FLORIDA STATUTES, AS AMENDED, AND THE ORDINANCES OF THE CITY OF BOYNTON BEACH, PALM BEACH COUNTY, FLORIDA.

DATE: _____

JOHN T. DOOGAN, P.L.S.
 FLORIDA REGISTRATION NO. 4409
 50 SW 2ND AVENUE, BOCA RATON, FL. 33432
 CERTIFICATE OF AUTHORIZATION NUMBER 3300



AVIROM & ASSOCIATES, INC.
 SURVEYING & MAPPING

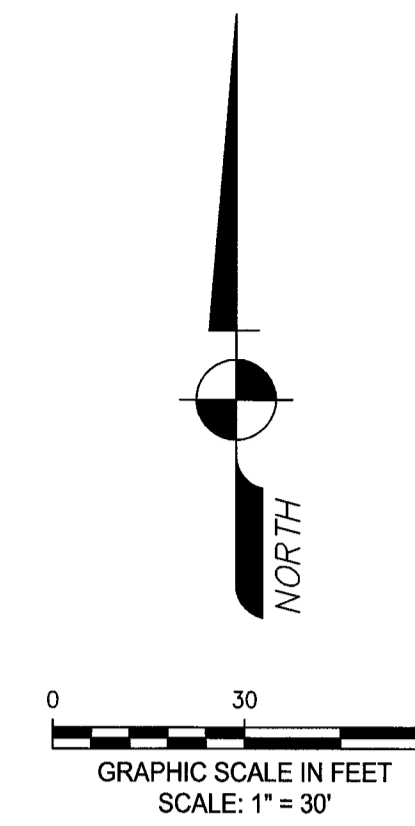
50 S.W. 2ND AVENUE, SUITE 102
 BOCA RATON, FLORIDA 33432
 TEL. (561) 392-2594, FAX (561) 394-7125
 www.AVIROM-SURVEY.com

© 2011 AVIROM & ASSOCIATES, INC. all rights reserved.
 This sketch is the property of AVIROM & ASSOCIATES, INC. and should not be reproduced or copied without written permission.

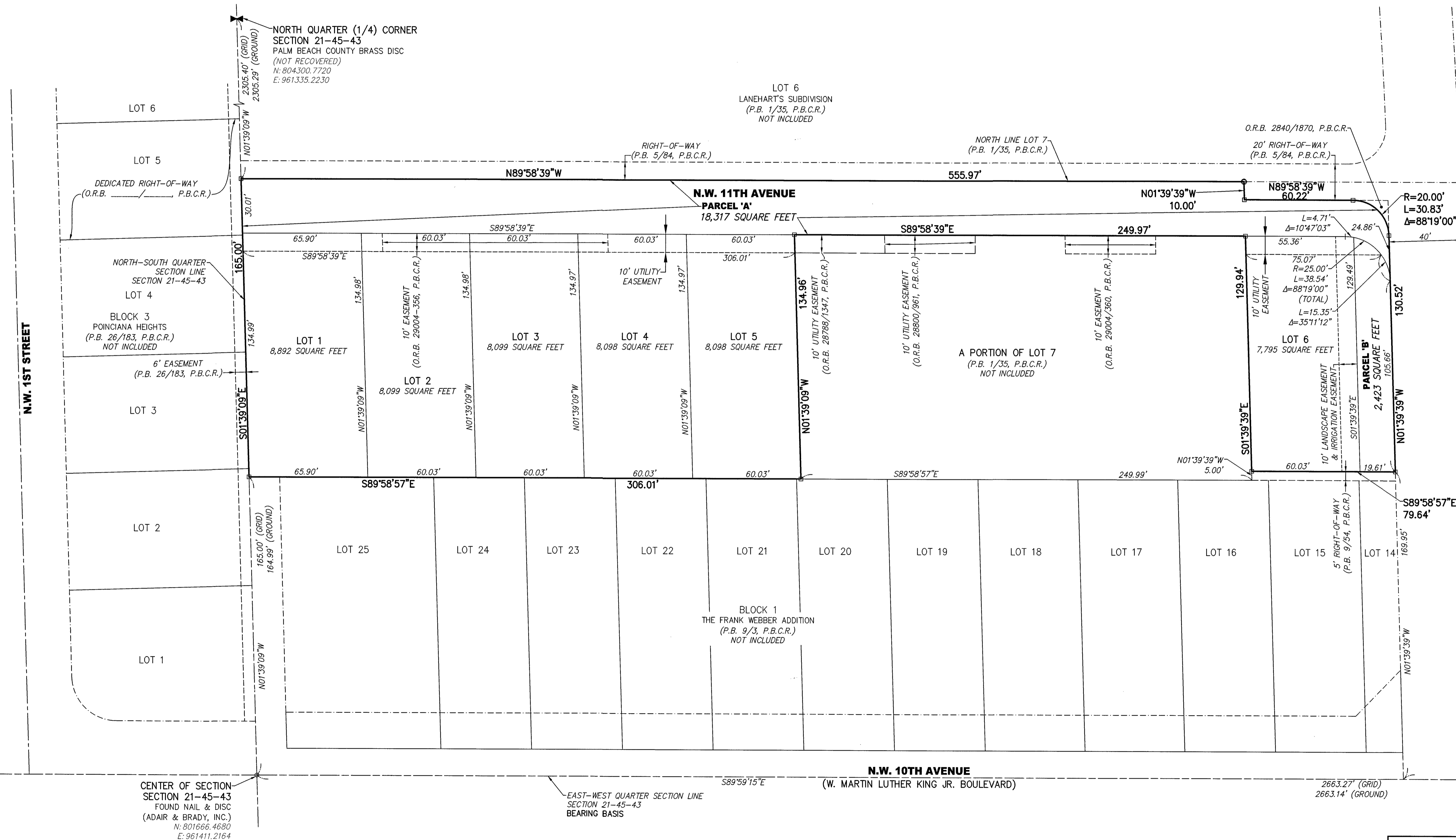
THIS INSTRUMENT WAS PREPARED BY:
 JOHN T DOOGAN, P.L.S.
AVIROM & ASSOCIATES, INC.
 SURVEYING & MAPPING
 50 S.W. 2nd AVENUE, SUITE 102
 BOCA RATON, FLORIDA 33432
 (561) 392-2594
 L.B. #3300

REPLAT OF A PORTION OF LANEHART'S SUBDIVISION

BEING A REPLAT OF A PORTION OF LOT 7, LANEHART'S SUBDIVISION, ACCORDING TO THE PLAT THEREOF AS RECORDED IN PLAT BOOK 1, PAGE 35 OF THE PUBLIC RECORDS OF PALM BEACH COUNTY, FLORIDA. TOGETHER WITH LOT 10, MEEKS ADDITION TO BOYNTON, ACCORDING TO THE PLAT THEREOF AS RECORDED IN PLAT BOOK 9, PAGE 54 OF THE PUBLIC RECORDS OF PALM BEACH COUNTY, FLORIDA. SAID LANDS LYING IN SECTION 21, TOWNSHIP 45 SOUTH, RANGE 43 EAST, CITY OF BOYNTON BEACH, PALM BEACH COUNTY, FLORIDA.



SHEET 2 OF 2 SHEETS



SURVEYOR'S NOTES:

1. □ - INDICATES SET PERMANENT REFERENCE MONUMENT, A 4"x4"x24" CONCRETE MONUMENT AND 3" BRASS DISC STAMPED "PRM L.B. 3300"
2. ○ - INDICATES SET PERMANENT REFERENCE MONUMENT, A NAIL & DISC STAMPED "PRM LB #3300"
3. BEARINGS SHOWN HEREON BASED ON THE EAST-WEST QUARTER SECTION LINE OF SECTION 21-45-43 HAVING A BEARING OF S89°59'15"E.
4. THE COORDINATE VALUES SHOWN HEREON ARE STATE PLANE COORDINATES (TRANSVERSE MERCATOR PROJECTION), FLORIDA EAST ZONE, NORTH AMERICAN DATUM (NAD) 1983, (1990 ADJUSTMENT). CONTROL MEASUREMENTS MEET OR EXCEED CLOSURE FOR SUBURBAN: LINEAR: 1 FOOT IN 10,000 FEET HORIZONTALLY AND WERE VERIFIED THROUGH A REDUNDANCY OF MEASUREMENTS. ALL DISTANCES ARE GROUND DISTANCES IN U.S. SURVEY FEET UNLESS OTHERWISE NOTED. SCALE FACTOR = 1.00004988
 GRID DISTANCE = (GROUND DISTANCE) X (SCALE FACTOR)
5. BUILDING SETBACK LINES SHALL BE AS REQUIRED BY CURRENT CITY OF BOYNTON BEACH ZONING REGULATIONS.
6. ABBREVIATION LEGEND: C - CENTERLINE; F.S. - FLORIDA STATUTES; L.B. - LICENSED BUSINESS; O.R.B. - OFFICIAL RECORD BOOKS; P.B. - PLAT BOOK; P.B.C.R. - PALM BEACH COUNTY RECORDS; P.L.S. - PROFESSIONAL LAND SURVEYOR; P.R.M. - PERMANENT REFERENCE MONUMENT; P.S.M. - PROFESSIONAL SURVEYOR & MAPPER; R.P.B. = ROAD PLAT BOOK.

EAST QUARTER (1/4) CORNER
 SECTION 21-45-43
 PALM BEACH COUNTY BRASS DISC
 N: 801665.8870
 E: 964074.4880
 2027.62' (GRID)
 2027.52' (GROUND)

CENTER OF SECTION
 SECTION 21-45-43
 FOUND NAIL & DISC
 (ADAIR & BRADY, INC.)
 N: 801666.4680
 E: 961411.2164

EAST-WEST QUARTER SECTION LINE
 SECTION 21-45-43
 BEARING BASIS

NOTICE:
 THIS PLAT, AS RECORDED IN ITS GRAPHIC FORM, IS THE OFFICIAL DEPICTION OF THE SUBDIVIDED LANDS DESCRIBED HEREIN AND WILL IN NO CIRCUMSTANCES BE SUPPLANTED IN AUTHORITY BY ANY OTHER GRAPHIC OR DIGITAL FORM OF THE PLAT. THERE MAY BE ADDITIONAL RESTRICTIONS THAT ARE NOT RECORDED ON THIS PLAT THAT MAY BE FOUND IN THE PUBLIC RECORDS OF PALM BEACH COUNTY.



AVIROM & ASSOCIATES, INC.
 SURVEYING & MAPPING
 50 S.W. 2ND AVENUE, SUITE 102
 BOCA RATON, FLORIDA 33432
 TEL. (561) 392-2594, FAX (561) 394-7125
 www.AVIROM-SURVEY.com
 © 2017 AVIROM & ASSOCIATES, INC. all rights reserved.
 This sketch is the property of AVIROM & ASSOCIATES, INC. and should not be reproduced or copied without written permission.



CITY OF BOYNTON BEACH AGENDA ITEM REQUEST FORM

COMMISSION MEETING DATE: 3/20/2018

REQUESTED ACTION BY COMMISSION: PROPOSED RESOLUTION NO. R18-050 - Authorize the Mayor to sign two Easement Agreements that provides a 10 ft utility easement along the frontage of 116 and 124 NW 11th Avenue.

EXPLANATION OF REQUEST:

The addition of at 10 foot wide Utility Easement to the lots located at 116 and 124 NW 11th Avenue will provide for a continuous utility easement along the south side of NW 11th Avenue. FPL requires these easements to be in place prior to it's installation of underground electrical power to each of the 11 properties fronting NW 11th Avenue.

By accepting these two easements the Commission would further the strategic plan item "Model Block" which ultimately provides for 17 lots to build for-sale homes in the Heart of Boynton. The City's and CRA's collaboration has thus far produced seven homes (one of which is under construction).

Staff recommends that Commission authorize the Mayor to execute the Easement Agreement for each of the respective lots.

HOW WILL THIS AFFECT CITY PROGRAMS OR SERVICES? Adding the easements will lead to 10 new build for-sale homes in the Model Block plan.

FISCAL IMPACT: Budgeted None

ALTERNATIVES: Should Commission chose not to approve the easements, utilities would not be extended along NW 11th Avenue.

STRATEGIC PLAN:

STRATEGIC PLAN APPLICATION:

CLIMATE ACTION:

CLIMATE ACTION DISCUSSION:

Is this a grant?

Grant Amount:

ATTACHMENTS:

Type	Description
▣ Resolution	Resolution approving Utility Easements for 116 and 124 NW 11th Avenue
▣ Attachment	Easement for 116 NW 11th Avenue
▣ Attachment	Easement for 124 NW 11th Avenue
▣ Attachment	Plan showing location of easements

1
2
3
4
5
6
7
8
9
10
11
12
13
14
15
16
17
18
19
20
21
22
23
24
25
26
27

RESOLUTION R18-

A RESOLUTION OF THE CITY OF BOYNTON BEACH, FLORIDA, APPROVING AND AUTHORIZING THE MAYOR TO SIGN TWO EASEMENT AGREEMENTS THAT PROVIDE A 10 FOOT UTILITY EASEMENT ALONG THE FRONTAGE OF 116 AND 124 NW 11TH AVENUE; AND PROVIDING AN EFFECTIVE DATE.

WHEREAS, the addition of a 10 foot wide Utility Easement to the lots located at 116 NW 11th Avenue and 124 NW 11th Avenue will provide for a continuous utility easement along the south side of NW 11th Avenue; and

WHEREAS, FPL requires these easements to be in place prior to its installation of underground electrical power to each of the 11 properties fronting NW 11th Avenue; and

WHEREAS, by accepting these two easements, the City Commission would be furthering the strategic plan item “Model Block” which ultimately provides for 17 lots to build for-sale homes in the Heart of Boynton.

NOW, THEREFORE, BE IT RESOLVED BY THE CITY COMMISSION OF THE CITY OF BOYNTON BEACH, FLORIDA, THAT:

Section 1. The foregoing "Whereas" clauses are hereby ratified and confirmed as being true and correct and are hereby made a specific part of this Resolution upon adoption hereof.

Section 2. The City Commission of the City of Boynton Beach, Florida does hereby approve and authorize the Mayor to sign two Easement Agreements that provide a 10 foot Utility Easement along the frontage of 116 NW 11th Avenue and 124 NW 11th Avenue, copies of which are attached hereto as Exhibit “A” and Exhibit “B” respectively.

Section 3. This Resolution will become effective immediately upon passage.

28
29
30
31
32
33
34
35
36
37
38
39
40
41
42
43
44
45
46
47
48
49
50
51
52
53
54
55
56

PASSED AND ADOPTED this ____ day of _____, 2018.

CITY OF BOYNTON BEACH, FLORIDA

YES	NO
_____	_____
_____	_____
_____	_____
_____	_____
_____	_____
_____	_____

Mayor – Steven B. Grant

Vice Mayor – Justin Katz

Commissioner – Mack McCray

Commissioner – Christina L. Romelus

Commissioner – Joe Casello

VOTE

ATTEST:

Judith A. Pyle, CMC
City Clerk

(Corporate Seal)

EASEMENT

THIS INDENTURE made this ____ day of _____, A.D., 2018, By the City of Boynton Beach, a political subdivision of the State of Florida, a corporation existing under the laws of Florida, and having its principal place of business at 100 East Boynton Beach Blvd., Boynton Beach, Florida, first part, to the City of Boynton Beach, a political subdivision of the State of Florida, second party:

(Wherever used herein, the terms, “first party” and “second party” shall include singular and plural, heirs, legal representatives and assigns of individuals and the successors and assigns of corporations, wherever the context so admits or requires)

WITNESSETH

Whereas, the first party is the owner of property situate in Palm Beach County, Florida, and described as follows:

PCN #08-43-45-21-19-000-0150
116 NW 11th Avenue, Boynton Beach, FL

Legal Description:

The East 50 feet of the West 556.03 feet of Lot 7, WM. M. Laneharts Subdivision, according to the map or plat thereof as recorded in Plat Book 1, Page 35, Public Records of Palm Beach County, Florida.

Utility Easement Legal Description:

The South 10 feet of the North 40 feet of the above described property, containing 500 square feet, more or less.

and,

WHEREAS, the second party desires a utility easement for construction and maintenance of utility facilities; including cable systems and/or other appropriate purposes incidental thereto, on, over and across said Property,

and,

WHEREAS, the first party is willing to grant such an easement,

NOW, THEREFORE, for and in consideration of the mutual covenants each to the other running and one dollar and other good and valuable considerations, the first party does hereby grant unto the party of the second part, its successors and assigns, full and free right and authority to construct, maintain, repair, install and rebuild facilities for above stated purposes and does hereby grant a perpetual easement, on over and across the above described property for said purposes.

IN WITNESS WHEREOF, the first party has caused these presents to be duly executed in its name and its corporate seal to be hereto affixed, attested by its proper officers thereunto duly authorized, the day and year first above written.

Signed, sealed and delivered
In the presence of:

CITY OF BOYNTON BEACH, FLORIDA

Witness Signature

Print Name

BY _____
Steven B. Grant, Mayor

Witness Signature

Print Name

(CORPORATE SEAL)

STATE OF FLORIDA

COUNTY OF PALM BEACH

I HEREBY CERTIFY that on this day, before me, an officer duly authorized in the State and County aforesaid to take acknowledgments, personally appeared Steven B. Grant well known to me to be the Mayor of the City of Boynton Beach, named as first party in the foregoing Easement and that they severally acknowledged executing the same in the presence of two subscribing witnesses freely and voluntarily, under authority duly vested in them by said Corporation, and that the seal affixed thereto is the true Corporate seal of said Corporation.

WITNESS my hand and official seal in the Country and State last aforesaid this
_____ day of _____ A.D., 2018.

Notary Public in and for the
State and County aforesaid.

My commission expires:

EASEMENT

THIS INDENTURE made this ____ day of _____, A.D., 2018, By the City of Boynton Beach, a political subdivision of the State of Florida, a corporation existing under the laws of Florida, and having its principal place of business at 100 East Boynton Beach Blvd., Boynton Beach, Florida, first part, to the City of Boynton Beach, a political subdivision of the State of Florida, second party:

(Wherever used herein, the terms, “first party” and “second party” shall include singular and plural, heirs, legal representatives and assigns of individuals and the successors and assigns of corporations, wherever the context so admits or requires)

WITNESSETH

Whereas, the first party is the owner of property situate in Palm Beach County, Florida, and described as follows:

PCN #08-43-45-21-19-000-0130
124 NW 11th Avenue, Boynton Beach, FL

Legal Description:

The East 50 feet of the West 456.03 feet of Lot 7, WM. M. Laneharts Subdivision, according to the plat thereof as recorded in Plat Book 1, Page 35, Public Records of Palm Beach County, Florida.

Utility Easement Legal Description:

The South 10 feet of the North 40 feet of the above described property, containing 500 square feet, more or less.

and,

WHEREAS, the second party desires a utility easement for construction and maintenance of utility facilities; including cable systems and/or other appropriate purposes incidental thereto, on, over and across said Property,

and,

WHEREAS, the first party is willing to grant such an easement,

NOW, THEREFORE, for and in consideration of the mutual covenants each to the other running and one dollar and other good and valuable considerations, the first party does hereby grant unto the party of the second part, its successors and assigns, full and free right and authority to construct, maintain, repair, install and rebuild facilities for above stated purposes and does hereby grant a perpetual easement, on over and across the above described property for said purposes.

IN WITNESS WHEREOF, the first party has caused these presents to be duly executed in its name and its corporate seal to be hereto affixed, attested by its proper officers thereunto duly authorized, the day and year first above written.

Signed, sealed and delivered
In the presence of:

Witness Signature

CITY OF BOYNTON BEACH, FLORIDA

Print Name

BY _____
Steven B. Grant, Mayor

Witness Signature

Print Name

(CORPORATE SEAL)

STATE OF FLORIDA

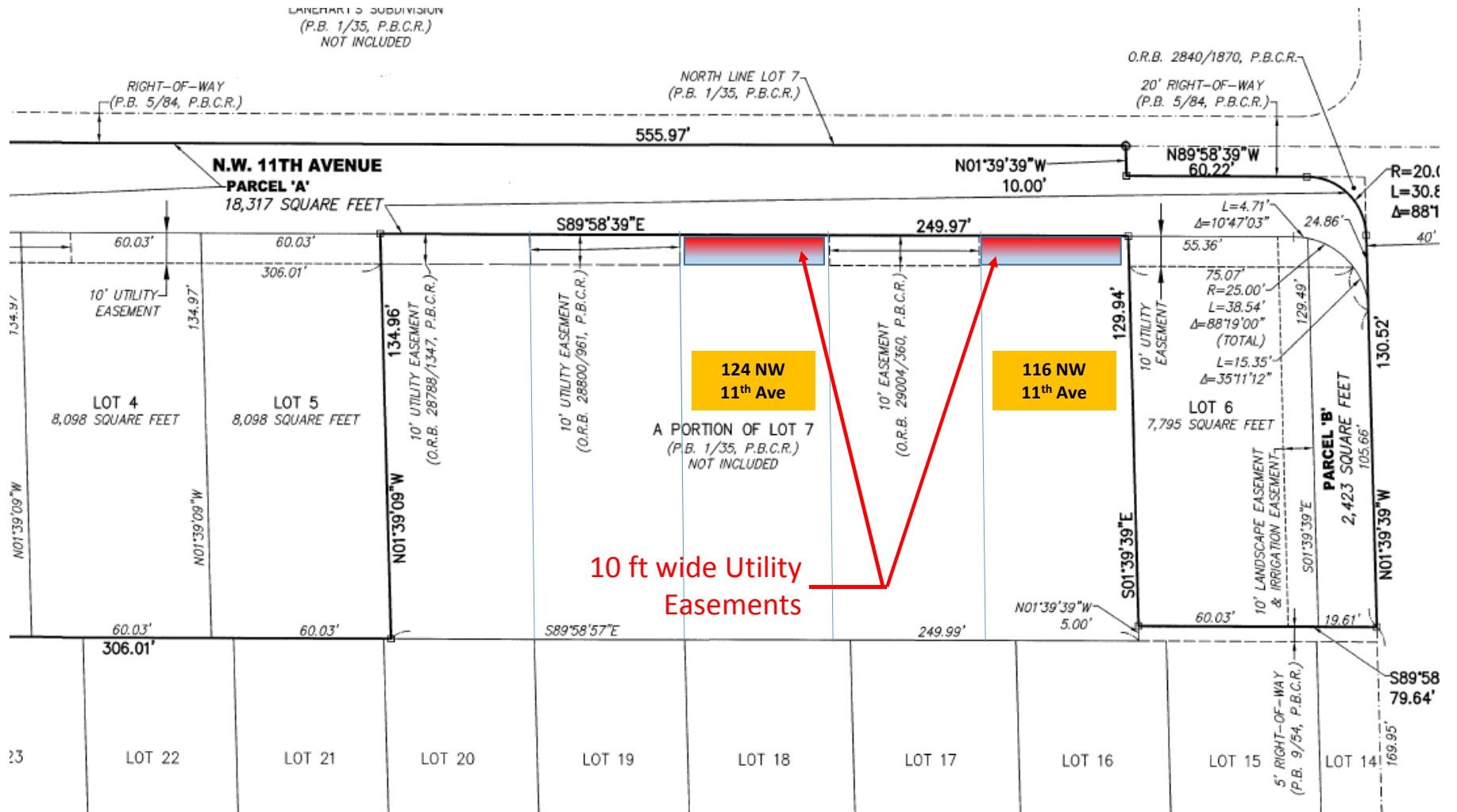
COUNTY OF PALM BEACH

I HEREBY CERTIFY that on this day, before me, an officer duly authorized in the State and County aforesaid to take acknowledgments, personally appeared Steven B. Grant well known to me to be the Mayor of the City of Boynton Beach, named as first party in the foregoing Easement and that they severally acknowledged executing the same in the presence of two subscribing witnesses freely and voluntarily, under authority duly vested in them by said Corporation, and that the seal affixed thereto is the true Corporate seal of said Corporation.

WITNESS my hand and official seal in the Country and State last aforesaid this _____ day of _____ A.D., 2018.

Notary Public in and for the
State and County aforesaid.

My commission expires:





CITY OF BOYNTON BEACH AGENDA ITEM REQUEST FORM

COMMISSION MEETING DATE: 3/20/2018

REQUESTED ACTION BY COMMISSION:

Approve a \$5,000 donation to the Boy Scouts of America - Gulf Stream Council to go directly to support our Police Explorers; a youth mentoring program designed to help cultivate interest among our community youth in a future law enforcement career.

EXPLANATION OF REQUEST:

The donation will allow the department to comply with F.S.S. 932 pertaining to the Florida Contraband Forfeiture Act.

HOW WILL THIS AFFECT CITY PROGRAMS OR SERVICES?

This program is instrumental in our pipeline of developing and recruiting youth in our community to serve as BBPD personnel. It is a key link in our efforts to ensure that the future population of the BBPD is more reflective of the community we serve...because it allows us to draw talent directly from this population.

FISCAL IMPACT: Non-budgeted

To be paid from forfeiture account 691-5000-590-04-22

ALTERNATIVES:

Do not approve the expenditure.

STRATEGIC PLAN:

STRATEGIC PLAN APPLICATION:

CLIMATE ACTION:

CLIMATE ACTION DISCUSSION:

Is this a grant? No

Grant Amount:

ATTACHMENTS:

Type	Description
▣ Addendum	Memo Request - Boy Scouts of America
▣ Addendum	Boy Scouts of America Donation Request



BOYNTON BEACH POLICE DEPARTMENT

INTER-OFFICE MEMORANDUM

TO: Lori LaVerriere
City Manager

FROM: Kelly Harris
Acting Chief of Police

REF: Boy Scouts of America Donation

DATE: March 6, 2018



Florida statute 932.7055 (5)(a) mandates the following regarding federal forfeiture funds:

If the seizing agency is a county or municipal agency, the remaining proceeds shall be deposited in a special law enforcement trust fund established by the board of county commissioners or the governing body of the municipality. Such proceeds and interest earned therefrom shall be used for school resource officer, crime prevention, safe neighborhood, drug abuse education, prevention programs, or for other law enforcement purposes, which include defraying the cost of protracted or complex investigations, providing additional equipment or expertise, purchasing automated external defibrillators for use in law enforcement vehicles, and providing matching funds to obtain federal grants. The proceeds and interest may not be used to meet normal operating expenses of the law enforcement agency.

Requesting Commission Approve a \$5,000 donation to the Boy Scouts of America - Gulf Stream Council to go directly to support our Police Explorers; a youth mentoring program designed to help cultivate interest among our community youth in a future law enforcement career.

This program is instrumental in our pipeline of developing and recruiting youth in our community to serve as BBPD personnel. It is a key link in our efforts to ensure that the future population of the BBPD is more reflective of the community we serve...because it allows us to draw talent directly from this population.

BBPD remains committed to positively influencing juveniles within the community through financial assistance and mentorship opportunities, all of which this donation helps to fund.

This donation fulfills both our legal obligation under Florida State Statute 932 and the strategic intent of our department mission.

This donation should be drawn from account 691-5000-590-04-22 (Federal Forfeiture Law Enforcement Trust Fund). The current account balance is: \$124,892.21. This is a one-time donation expense.



Gulf Stream Council EXPLORING™

***Proposal for Grant Funding
Prepared Especially for:***



BOYNTON BEACH POLICE DEPARTMENT



February 15, 2018

Kelly Harris, Chief of Police
Boynton Beach Police Department
100 E. Boynton Beach Boulevard
Boynton Beach, Florida 33435

Dear Chief Harris:

Thank you for your ongoing support of the Gulf Stream Council of the Boy Scouts of America and especially your organization's commitment to the Exploring program.

For over a half century the Exploring program has taught important life and career skills to young people from all backgrounds through immersive career experiences and mentorship provided by community and business leaders like you. As an added benefit, Exploring can help cultivate future employees for your organization and further develop current staff assigned to the program.

The on-going success of our programs would be impossible without the financial support of committed individuals, businesses, and organizations. As a long-time contributor to the Gulf Stream Council, we know that the Boynton Beach Police Department recognizes the tremendous value of your annual gift.

We humbly request that the Boynton Beach Police Department consider a donation of \$5,000 to support the Exploring program in our community in 2018.

A robust Exploring program can help prevent crime and keep neighborhoods safe by providing youth with skills to help them find and be successful in their careers of choice.

Thank you for your time and consideration.

Sincerely,

Terrence Hamilton
Scout Executive / CEO



8335 North Military Trail
Palm Beach Gardens, FL 33410
(561)694-8585 - Office ▪ (561)694-9050 - Fax
bsagsc@scouting.org ▪ www.GulfStreamCouncil.org

Prepared. For Life.™



What is Exploring?

Exploring is an interactive, worksite-based career education program of Learning for Life, an affiliate of the Boy Scouts of America. The program serves youth in 6th-8th grades in Explorer Clubs and young men and women who are 14 through 20 years old in Explorer Posts.

Exploring clubs and posts are sponsored by local businesses, government agencies, and nonprofit organizations and expose participants to various elements of one or more career fields. Adult leadership selected by sponsoring organizations deliver real-world career experiences to participating youth.

History of Exploring

Exploring began as a senior scout program in early Boy Scout troops. In 1935, senior Scouts were called Explorers for the first time, and many were organized in separate Explorer crews within scout troops. In May 1949, the Boy Scouts of America recognized all young men in posts, Sea Scout ships, Air Scout squadrons, and all Boy Scouts over age 14 as Explorers.

In 1954, the BSA commissioned a national study that revealed the needs, desires, and concerns of boys 14 to 16. As a result, a completely new Exploring program was developed and implemented in 1959. This new program included activities, methods, and recognitions that were similar to, but separate from, the Boy Scouting program. After almost 10 years of limited progress, another study found that 83% of youth surveyed wanted more information on careers than they were getting at home or in school, and 94% wanted adult associations. Coed participation, sports, and adult-life recognition were found necessary to attract young adults to Exploring.

As a result, special-interest Explorer posts began to be organized by businesses, professional and trade organizations. This opportunity to join posts that specialized in careers or recreational programs attracted large numbers of young adults to Exploring. In April 1971, young women became eligible for full membership in Exploring, and the upper age limit in Exploring was increased to 21. By 1981, the rapid growth of Exploring led to the development of national specialty programs in aviation, business, science and engineering, law and government, law enforcement, health careers, outdoor, Sea Exploring, sports, career education, arts, skilled trades, social service, fire and rescue, and communications. An Explorer Presidents' Association Congress was designed to train local and national youth leaders. A biennial national Explorer leadership conference was implemented in 1994.

In 1991, the Boy Scouts of America announced the creation of the Learning for Life Corporation to provide a character education curriculum that could be facilitated in schools. Exploring, functioning as a career education program, was shifted to the Learning for Life Corporation in 1998.

In early 2013, Learning for Life obtained official approval to start the Explorer Club career education program for young people in middle school. The Explorer Club program was created in response to the U.S. Department of Education's emphasis on career education at the lower grade levels.

Our Vision

Shape the workforce of tomorrow by engaging and mentoring today's youth in career and life-enhancing opportunities.

Our Mission

Deliver character-building experiences and mentorship that allow youth to achieve their full potential in both life and work.

Problem Statement

Employment for young people has recovered more slowly than other age groups. Governing magazine recently reported that only half of Americans aged 16 – 24 were employed in 2016. In all but four states youth employment has yet to fully recover. The decline has been especially severe in Florida where the youth employment rate remains over ten points below pre-recession levels. According to the magazine, teenagers between 16 and 19 sustained the largest single drop in employment.¹ Work It Daily, an online learning and career support platform offers several explanations for why young people have difficulty gaining employment. They include unrealistic salary and duty expectations, the misguided belief that colleges and trade schools have completely prepared them for a career, and an entitlement attitude.²

Youth unemployment has high fiscal and social costs. Prolonged unemployment in early years leads to depressed earnings over a lifetime according to research by the Center for American Progress. It was estimated that a young person unemployed for six months could expect to earn \$22,000 less over the next ten years. This effect adds up and has a negative economic and social effects. “Youth unemployment”, according to the Center, “creates an additional cost burden for taxpayers in the form of lost revenues, the need for government-provided health care, increased crime, and additional welfare payments.” Taxpayers will foot the bill tomorrow for today’s unemployed youth.³

¹ Maciag, M. (2017, April 5). The uneven recovery of youth employment. *Governing*. Retrieved from <http://www.governing.com/topics/mgmt/gov-youth-employment-recovery.html>

² Heckers, J. (2012, January 2). 8 sobering reasons for youth unemployment. *Work It Daily*. Retrieved from <https://www.workitdaily.com/youth-unemployment>

³ Steinberg, S.A. (2013, April 5). The high cost of youth unemployment. *Center for American Progress*. Retrieved from <https://www.americanprogress.org/issues/economy/reports/2013/04/05/59428/the-high-cost-of-youth-unemployment>



Proposed Solution

Our solution is to provide young people with hands-on, real-world career experiences through the Exploring program. Exploring emphasizes career opportunities, leadership experiences, life skills, citizenship and character education. Exploring is an informal educational system that works to develop tomorrow's workforce by teaching skills employers find desirable. Exploring strives to instill the values of civil and corporate responsibility where youth interact with adult mentors who provide realistic career expectations.

Explorer posts specialize in a variety of career areas and plan activities that offer participants hands-on career exploration. Each post is sponsored by a participating organization. The organization's resources, the skills of the adult leaders and the particular interests of youth become the tools to develop a program. Business, industry, governmental agencies, professional societies, civic clubs, labor unions and other community organizations operate posts.

2018 Exploring Program Budget

Fire Explorer Challenge	\$ 570.00
Law Enforcement Explorer Challenge	\$ 2,500.00
Law Enforcement Exploring Recognition Luncheon	\$ 8,505.00
Firematics	\$ 570.00
Law Enforcement Exploring Academy	\$ 25,130.00
Law Enforcement Exploring Leadership Weekend	\$ 4,260.00
Leadership Development Workshops	\$ 3,460.00
Total	\$ 44,995.00



Non Discrimination Statement

Exploring serves two different age groups, both coed. Explorer Clubs serve young people in sixth through eighth grades. Explorer Posts serve older youth in high school through age 20.

Adults are selected by the participating organization for involvement in the program.

Color, race, religion, gender, sexual orientation, ethnic background, disability, economic status or citizenship is not criteria for participation by youth or adults.

2017 Accomplishments

How was last year's contribution from the City of Boynton Beach used?

In 2017 the Gulf Stream Council provided year-round professional support to 30 organizations using the Exploring program. Part of that included coordinating four council-wide activities for law enforcement Explorers. Your \$5,000 gift last year helped support those activities, which were attended by Explorers from the Boynton Beach Police Department.

Law Enforcement Challenge: This law enforcement career skills competition drew 134 Explorers from throughout the Gulf Stream Council, including seven from the Boynton Beach Police Department. Explorers demonstrated police-related skills in eleven practical events. One of those events, sit-ups, was hosted by the post from Boynton Beach.



Law Enforcement Recognition Luncheon: This opportunity to recognize exemplary youth and adult leaders last May was attended by 255 Explorers, adult leaders, agency representatives and family members, including 12 from Boynton Beach.

Law Enforcement Explorer Academy: A weeklong residential career education program held in July, the Explorer Academy provided participants with practical, hands-on law enforcement and life-skills training. Explorers spent the week in a structured and highly disciplined environment, which offered them insight to the training they might receive in an actual police recruit academy. Six of the 89 Explorers in attendance hailed from the Boynton Beach Police Department.

Law Enforcement Explorer Leadership Weekend: Held at Indian River State College's Public Safety Training Complex last November, this activity focused on building Explorers' leadership skills and exposing them to state-of-the-art training facilities. Fifty-four Explorers from eight law enforcement agencies participated this year. Boynton Beach sent three Explorers.

EXPLORING™

DISCOVER YOUR FUTURE



For program information please contact:
Alec Connolly 8335 N. Military Trail Palm Beach Gardens, FL 3341



CITY OF BOYNTON BEACH AGENDA ITEM REQUEST FORM

COMMISSION MEETING DATE: 3/20/2018

REQUESTED ACTION BY COMMISSION: Approve the Replat of Quantum Park at Boynton Beach, P.I.D. Plat No 5. as "Quantum Lake Villas West - Lot 52", conditioned on the approval being the certification of the plat documents by Gary Dunmyer (City Engineer).

EXPLANATION OF REQUEST:

Approve the record replat that supports the development of the land in accordance with the Site Development plan titled "Quantum Lake Villas West - Lot 52"

Lot 52 - the subject of this replat was originally included in the 1987 Quantum Park at Boynton Beach, P.I.D. Plat No 5. The plat included the following note:

Minimum building setback lines from easements shown hereon shall be no less than 15 feet or more restrictive as required by the City of Boynton Beach.

This site is being replatted specifically to remove this note.

The subject plat has been reviewed by the Utilities Department, Planning and Zoning Division, Building Division, Engineering Division, and the City's consulting surveyor, to ensure conformance with the site plan approval and the applicable State and City's platting and zoning requirements.

Staff recommends approval of the record replat as presented subject to final signatures by the City Engineer and Mayor.

HOW WILL THIS AFFECT CITY PROGRAMS OR SERVICES? The proposed development cannot be implemented until this proposed recorded plat (and construction plans) have received technical compliance pursuant to the Land Development Regulations. The Land Development Permit (LDP) cannot be issued until the proposed plat is acceptable for recording with the Clerk of the Circuit Court of Palm Beach County, Florida. Construction permitting commences after the issuance of the LDP.

FISCAL IMPACT: N/A

ALTERNATIVES: The proposed development will continue in abeyance until the proposed record plat is received in acceptable form, and the construction plans have been approved for permitting.

STRATEGIC PLAN:

STRATEGIC PLAN APPLICATION:

CLIMATE ACTION: No

CLIMATE ACTION DISCUSSION:

Is this a grant? No

Grant Amount:

ATTACHMENTS:

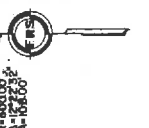
Type	Description
<input type="checkbox"/> Attachment	Original Plat - QP PID Plat No 5 pg 1
<input type="checkbox"/> Attachment	Original Plat - QP PID Plat No 5 pg 2
<input type="checkbox"/> Attachment	Proposed Plat sheet 1
<input type="checkbox"/> Attachment	Proposed Plat sheet 2

QUANTUM PARK AT BOYNTON BEACH, P.I.D. PLAT NO. 5

BEING IN PART A REPLAT OF SUBDIVISION OF SECTIONS 29 AND 20, P.B. 7 PG. 20 LYING IN PALM BEACH COUNTY, STATE OF FLORIDA, IN 2 SHEETS, SHEET NO. 2.

PORTIONS OF SECTIONS 16, 17, 20 & 21, TOWNSHIP 45 SOUTH, RANGE 43 EAST

190'



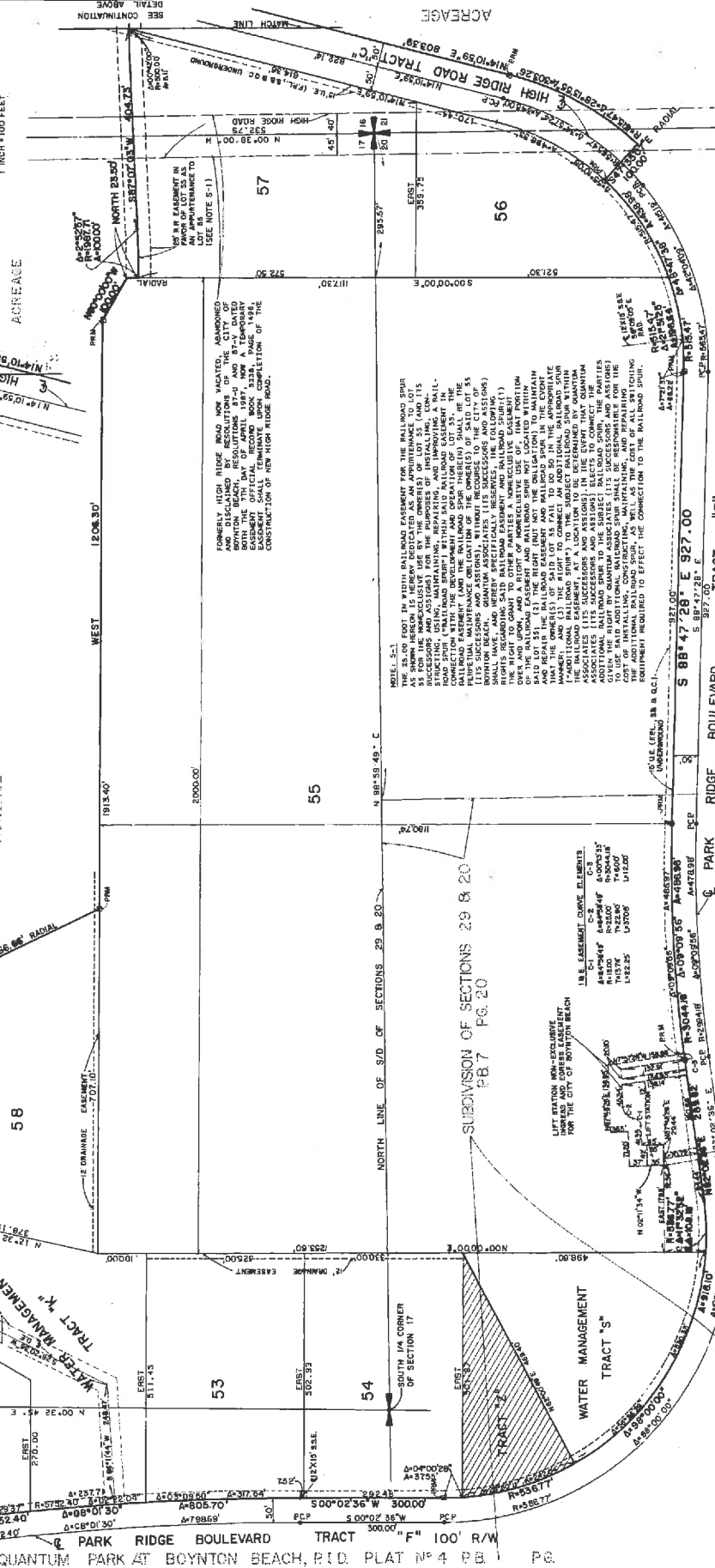
CITY OF PALM BEACH
 This Plat may be recorded in
 the Public Records of the County of Palm Beach, Florida.
 JOHN B. HUBBELL, Clerk of Court
 By _____

CONTINUATION DETAIL
 SCALE: 1"=100'

ACREAGE

ACREAGE

ACREAGE



PREPARED BY	F.R.S. & ASSOCIATES
ENGINEERS, LAND SURVEYORS, LAND PLANNERS	
DATE	NOVEMBER 1988
SCALE	1"=100'
PLAT NO.	86-S-17
SHEET NO.	2 of 2 sheets
DATE	D-76-5-68

QUANTUM PARK AT BOYNTON BEACH, P.I.D. PLAT NO. 4
 P.B. PG.

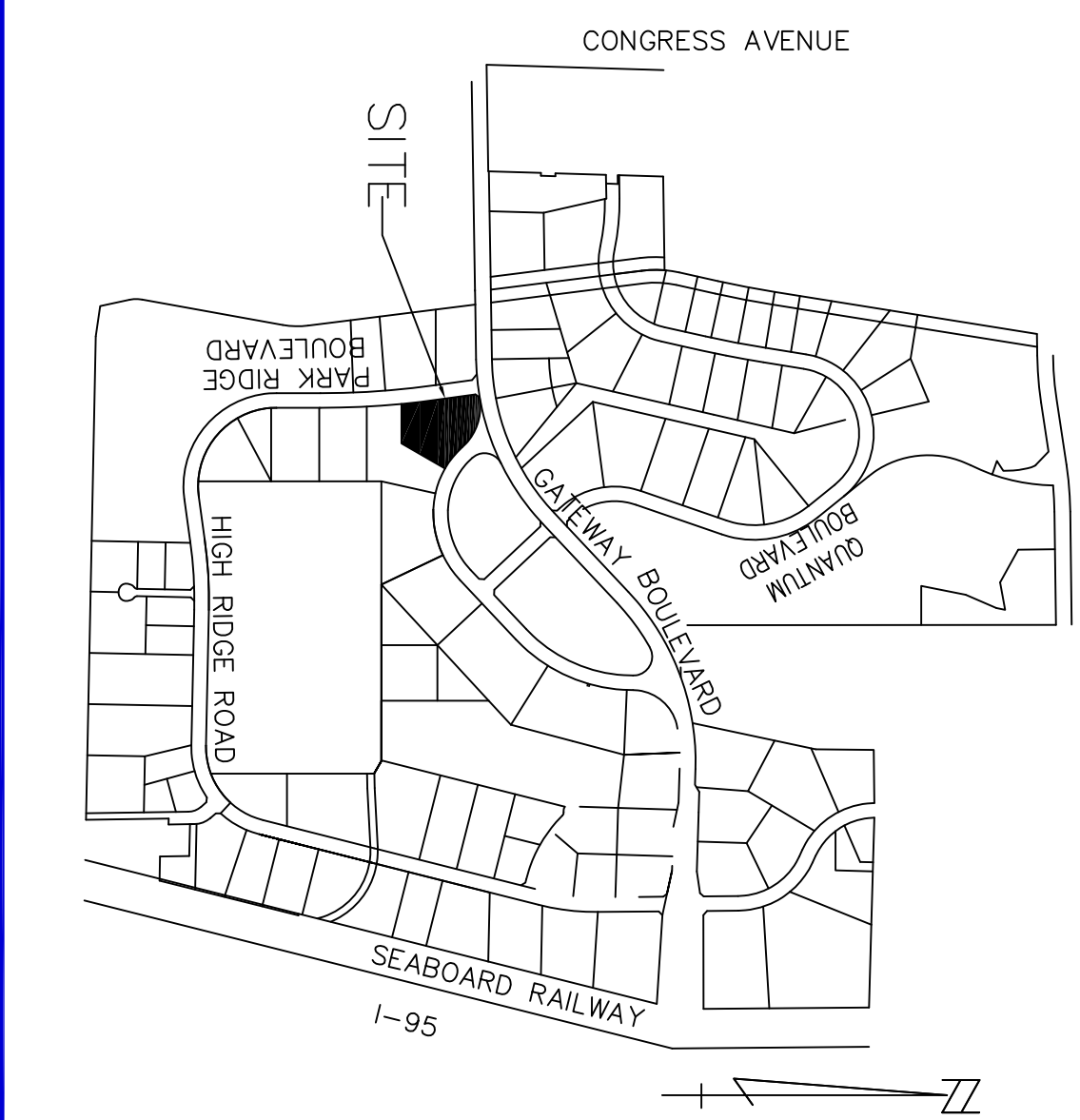
INDICATES A PORTION OF A LOT AS SHOWN AREA 30 SUBMERGED LAND

INDICATES CITY OF BOYNTON BEACH UTILITY EASEMENT

INDICATES FLORIDA POWER & LIGHT COMPANY UTILITY EASEMENT

INDICATES SOUTHERN BELL AND QUANTUM COMMUNICATIONS, INC. UTILITY EASEMENT

VICINITY SKETCH
NOT-TO-SCALE



QUANTUM LAKE VILLAS WEST - LOT 52
 BEING A REPLAT OF LOT 52 OF QUANTUM PARK AT BOYNTON BEACH PID PLAT NO. 5,
 AS RECORDED IN PLAT BOOK 57 PAGES 189-190.
 PUBLIC RECORDS OF PALM BEACH COUNTY, FLORIDA.
 SECTION 17, TOWNSHIP 45 SOUTH, RANGE 43 EAST
 LYING IN PALM BEACH COUNTY, FLORIDA
 SHEET 1 OF 2

DEDICATION:

KNOW ALL MEN BY THESE PRESENTS, THAT _____, A LIMITED LIABILITY COMPANY, OWNER OF LAND SHOWN HEREON AS QUANTUM LAKE VILLAS WEST, LOT 52, BEING A REPLAT OF LOT 52 OF QUANTUM PARK AT BOYNTON BEACH PID PLAT NO. 5, AS RECORDED IN PLAT BOOK 57, PAGES 189-190 OF THE PUBLIC RECORDS OF PALM BEACH COUNTY, FLORIDA, AND BEING MORE PARTICULARLY DESCRIBED AS FOLLOWS:

BEGINNING AT THE NORTHEAST CORNER OF SAID LOT 52; THENCE PROCEED S29°38'59"W ALONG THE EAST BOUNDARY LINE OF SAID LOT 52 A DISTANCE OF 344.15 FEET; THENCE PROCEED ALONG THE SOUTHERLY LINE OF SAID LOT 52, S80°00'00"W A DISTANCE OF 270.00 FEET TO A POINT ON THE EAST RIGHT-OF-WAY LINE OF PARK RIDGE BOULEVARD; SAID POINT ALSO BEING THE INTERSECTION POINT OF A NON TANGENT CURVE CONCAVE TO THE EAST HAVING A RADIAL BEARING OF S84°30'43"W, AND HAVING FOR ITS ELEMENTS A RADIUS OF 5762.40 FEET; A CENTRAL ANGLE OF 02°29'37"; THENCE PROCEED ALONG SAID TANGENT LINE N07°58'54"W A DISTANCE OF 259.35 FEET; THENCE PROCEED ALONG THE ARC OF SAID CURVE AN ARC DISTANCE OF 290.34 FEET TO A POINT OF TANGENCY; THENCE PROCEED ALONG SAID TANGENT LINE N07°58'54"W A DISTANCE OF 259.35 FEET; THENCE PROCEED N55°47'32"E A DISTANCE OF 34.70 FEET TO A POINT ON THE NORTHERLY BOUNDARY LINE OF SAID LOT 52, ALSO BEING THE SOUTHERLY RIGHT-OF-WAY LINE OF NORTHERLY BOUNDARY LINE OF SAID LOT 52, ALSO BEING THE ARC OF A NON TANGENT CURVE CONCAVE TO THE NORTHEAST; FROM WHICH POINT A RADIAL BEARING IS S10°05'32"E, AND HAVING FOR ITS ELEMENTS A RADIUS OF 370.39 FEET, A CENTRAL ANGLE OF 98°10'00"; THENCE PROCEED ALONG THE ARC OF SAID CURVE A DISTANCE OF 376.02 FEET TO A POINT OF REVERSE CURVATURE; SAID POINT ALSO BEING THE SOUTHERLY RIGHT-OF-WAY LINE OF QUANTUM LAKE VILLAS DRIVE, FROM WHICH POINT A RADIAL LINE BEARS M48°04'38"E; AND SAID CURVE HAVING FOR ITS ELEMENTS A RADIUS OF 800.00 FEET, A CENTRAL ANGLE OF 18°05'39"; THENCE PROCEED ALONG SAID ARC A DISTANCE OF 189.48 FEET TO THE NORTHEAST CORNER OF SAID LOT 52, AND THE POINT AND PLACE OF BEGINNING, CONTAINING 4.41 ACRES MORE OR LESS, SAID LANDS SITUATE IN BOYNTON BEACH, PALM BEACH COUNTY, FLORIDA.

HAS CAUSED THE SAME TO BE SURVEYED AND PLATED AS SHOWN HEREON, AND DOES HEREBY DEDICATE: _____ ITS SUCCESSORS AND ASSIGNS, FOR USE IN ACCORDANCE WITH THE ZONING REGULATIONS OF THE CITY OF BOYNTON BEACH, FLORIDA, ALL EASEMENTS AS SHOWN HEREON ARE AS PREVIOUSLY RECORDED AND/OR DEDICATED ON PLAT OF QUANTUM PARK AT BOYNTON BEACH PID PLAT NO. 5, AS RECORDED IN PLAT BOOK 57, PAGES 189-190 OF THE PUBLIC RECORDS OF PALM BEACH COUNTY, FLORIDA.

IN WITNESS WHEREOF, THE ABOVE NAMED LIMITED LIABILITY COMPANY HAS CAUSED THESE PRESENTS TO BE SIGNED ITS VICE PRESIDENT.

THIS ____ DAY OF _____, 20__

A FLORIDA LIMITED LIABILITY COMPANY

BY: _____ VICE PRESIDENT

WITNESS: _____

PRINT NAME: _____

WITNESS: _____

PRINT NAME: _____

ACKNOWLEDGEMENT

STATE OF FLORIDA
 COUNTY OF PALM BEACH

BEFORE ME PERSONALLY APPEARED _____ WHO IS PERSONALLY KNOWN TO ME OR HAS PRODUCED _____ AS IDENTIFICATION, AND WHO EXECUTED THE FOREGOING INSTRUMENT AS VICE PRESIDENT OF _____ A FLORIDA LIMITED LIABILITY COMPANY, AND ACKNOWLEDGED TO AND BEFORE ME THAT HE EXECUTED SUCH INSTRUMENT AS VICE PRESIDENT OF SAID LIMITED LIABILITY COMPANY.

WITNESS MY HAND AND OFFICIAL SEAL THIS ____ DAY OF _____, 20__

MY COMMISSION NO.: _____ SIGNATURE OF NOTARY PUBLIC

MY COMMISSION EXPIRES: _____ PRINTED NAME OF NOTARY PUBLIC



TITLE CERTIFICATION

STATE OF FLORIDA
 COUNTY OF PALM BEACH

I, _____ A DULY LICENSED ATTORNEY IN THE STATE OF FLORIDA, DO HEREBY CERTIFY THAT I HAVE EXAMINED THE TITLE TO THE HEREON DESCRIBED PROPERTY, THAT I FIND THE TITLE TO THE PROPERTY IS VESTED IN _____ THAT THE CURRENT TAXES HAVE BEEN PAID ON SAID LANDS AS REQUIRED BY FLORIDA STATUTES 191.192, AS AMENDED, THAT ALL MORTGAGES NOT SATISFIED OR RELEASED OF RECORD NOR OTHERWISE TERMINATED BY LAW ARE SHOWN HEREON, AND THAT THERE ARE EASEMENTS AND ENCUMBRANCES OF RECORD, BUT THOSE EASEMENTS AND ENCUMBRANCES DO NOT PROHIBIT THE SUBDIVISION CREATED BY THIS PLAT.

DATED THIS ____ DAY OF _____, 20__

FLORIDA BAR NO. _____

SURVEYOR AND MAPPERS CERTIFICATE

THIS IS TO CERTIFY THAT THE PLAT SHOWN HEREON IS A TRUE AND CORRECT REPRESENTATION OF A SURVEY MADE UNDER MY RESPONSIBLE DIRECTION AND SUPERVISION, THAT THE PLAT CLOSERS WITHIN ONE HUNDRETH (1/100) OF A FOOT, THAT SAID SURVEY IS ACCURATE TO THE BEST OF MY KNOWLEDGE AND BELIEF; THAT PERMANENT REFERENCE MONUMENTS (P.R.M.'S) HAVE BEEN PLACED AS REQUIRED BY LAW, AND, FURTHER, THAT THE SURVEY DATA COMPLETES WITH ALL THE REQUIREMENTS OF CHAPTER 177, PART 1, FLORIDA STATUTES, AS AMENDED, AND THE ORDINANCES OF THE CITY OF BOYNTON BEACH, FLORIDA.

DATED THIS ____ DAY OF _____, 20__

GINO FURLANO, PSM
 FLORIDA CERTIFICATE NO. 5044
 P.M. SURVEYING, I.B. 6788
 4566 CAMBRIDGE STREET
 WEST PALM BEACH, FL 33415

APPROVAL - CITY OF BOYNTON BEACH

STATE OF FLORIDA
 COUNTY OF PALM BEACH

THIS PLAT IS HEREBY APPROVED FOR RECORD PURSUANT TO THE ORDINANCES OF THE CITY OF BOYNTON BEACH AND IN ACCORDANCE WITH CHAPTER 5, LAND DEVELOPMENT REGULATIONS, THIS DAY OF _____, 20__

BY: _____ STEVEN B. GRANT
 JUDITH PYLE CITY CLERK
 CITY CLERK MAJOR

BY: _____ GARY R. DUNLAVY, P.E.
 CITY ENGINEER

REVIEWING SURVEYOR

THIS IS TO CERTIFY THAT THE UNDERSIGNED PROFESSIONAL SURVEYOR AND MAPPER, UNDER CONTRACT WITH THE CITY OF BOYNTON BEACH, FLORIDA, HAS REVIEWED THIS PLAT OF QUANTUM LAKE VILLAS WEST, LOT 52, AS REQUIRED BY CHAPTER 177.081 (1), FLORIDA STATUTES, AND FINDS THAT IT COMPLETES WITH ALL THE REQUIREMENTS OF CHAPTER 177, PART 1, FLORIDA STATUTES.

DATED THIS ____ DAY OF _____, 20__

JOHN T. DOOGAN, PROFESSIONAL
 LAND SURVEYOR
 FLORIDA CERTIFICATE NO. 4409
 A/R/O/M AND ASSOCIATES, INC.
 (I.B. 3300)
 50 SW 2ND AVENUE
 BOCA RATON, FL 33432

REVIEWING SURVEYOR

CITY ENGINEER'S SEAL

CITY OF BOYNTON BEACH SEAL

SURVEYOR'S SEAL

STATE OF FLORIDA
 COUNTY OF PALM BEACH

THIS PLAT HAS BEEN FILED FOR RECORD AT _____ THIS ____ DAY OF _____, 201__

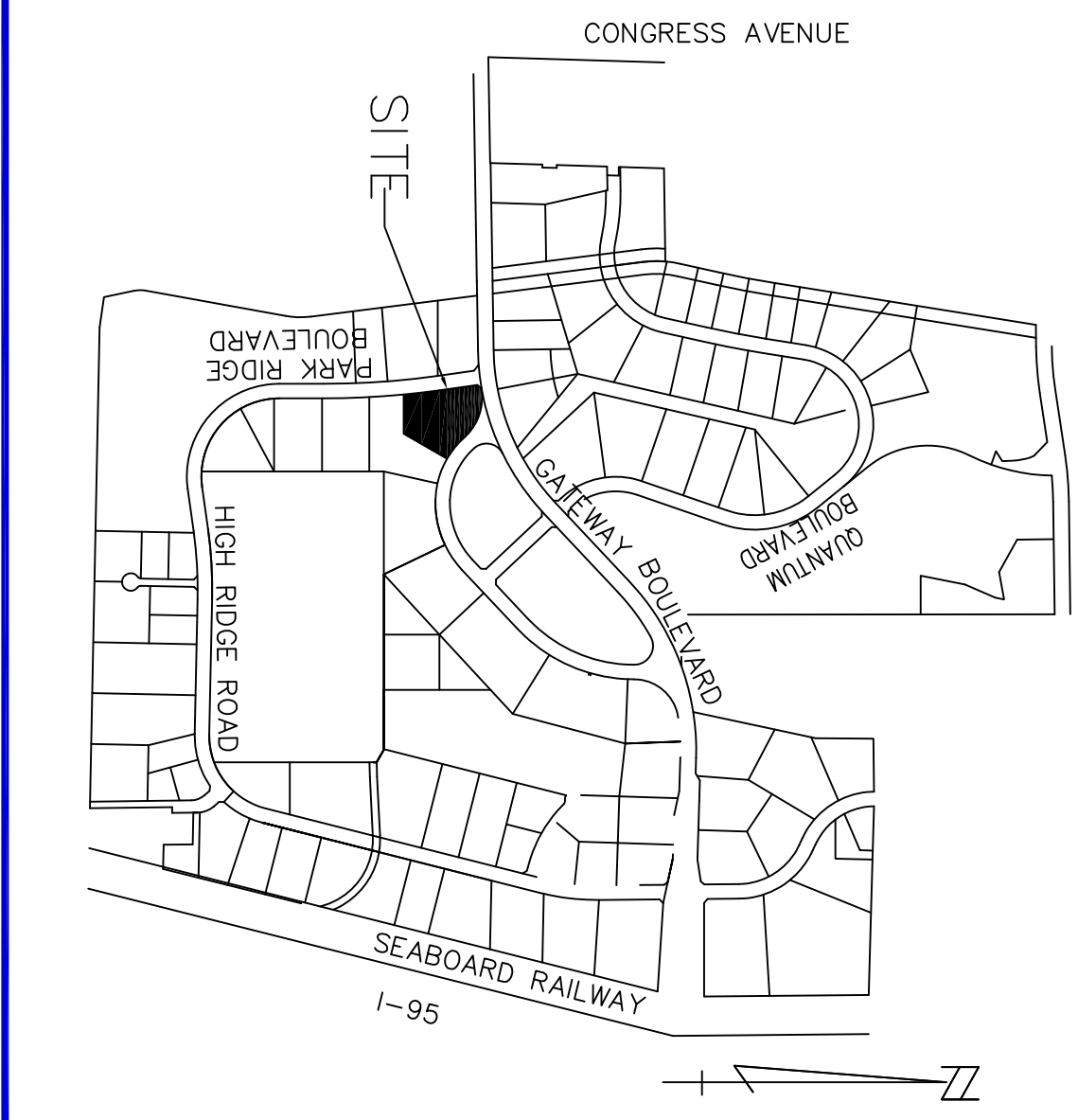
AND DULY RECORDED IN PLAT BOOK _____ ON PAGE _____

SHARON R. BOOK
 CLERK & CONTROLLER
 PALM BEACH COUNTY

BY: _____

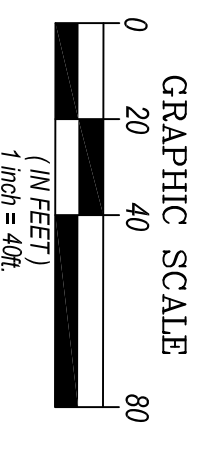
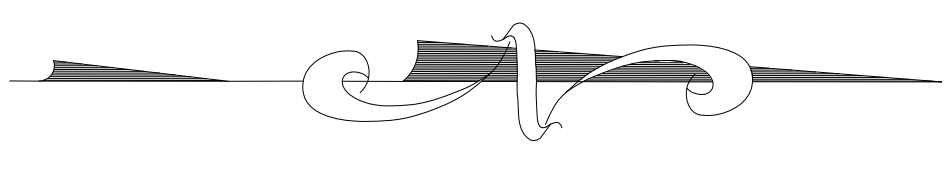
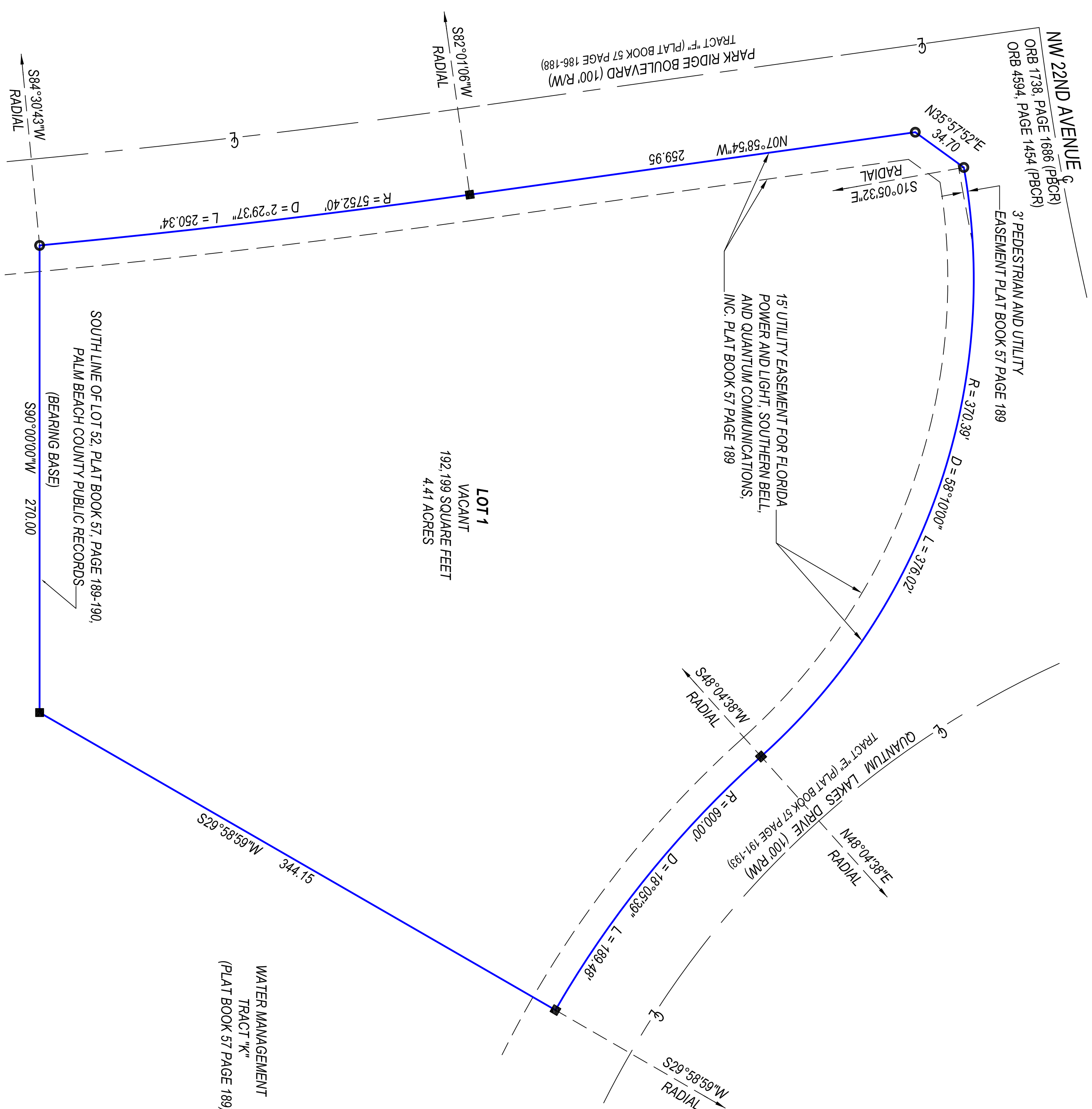
PM SURVEYING
 4546 CAMBRIDGE STREET
 WEST PALM BEACH, FL 33415
 (561) 478-7764 FAX 478-1094
 VISIT US @ PMSURVEYING.NET
 JOB # 1706020

VICINITY SKETCH
NOT-TO-SCALE



QUANTUM LAKE VILLAS WEST- LOT 52

BEING A REPLAT OF LOT 52 OF QUANTUM PARK AT BOYNTON BEACH PID PLAT No 5,
AS RECORDED IN PLAT BOOK 57 PAGES 189-190.
PUBLIC RECORDS OF PALM BEACH COUNTY, FLORIDA.
SECTION 17, TOWNSHIP 45 SOUTH, RANGE 43 EAST
LYING IN PALM BEACH COUNTY, FLORIDA
SHEET 2 OF 2



PM SURVEYING
 4546 CAMBRIDGE STREET
 WEST PALM BEACH, FL. 33415
 (561) 478-7764 FAX 478-1094
 VISIT US @ PMSURVEYING.NET
 JOB # 1709020

LEGEND
 ■ SET 4" x 4" x 48" CONCRETE MONUMENT AND BRASS
 STAMPED FROM LB 8788"
 ○ SET NAIL AND DISK FROM LB 8788"
 PNM PERMANENT REFERENCE MONUMENT



CITY OF BOYNTON BEACH AGENDA ITEM REQUEST FORM

COMMISSION MEETING DATE: 3/20/2018

REQUESTED ACTION BY COMMISSION: Approve the "Replat of a Portion of Lanehart's Subdivision" record replat, conditioned on the approval being the certification of the plat documents by Gary Dunmyer (City Engineer).

EXPLANATION OF REQUEST:

The replat of Lanehart's Subdivision furthers the strategic plan item "Model Block" which ultimately provides for 17 lots to build for-sale homes in the Heart of Boynton. The City's and CRA's collaboration has thus far produced seven homes (one of which is under construction).

This replat is before the Commission in support of the Model Block program. The replat:

- Shows required utilities easements,
- Provides a landscape buffer between lot 6 and Seacrest Boulevard, and
- Subdivides Parcel A to provide 6 buildable lots in lieu of the 4 lots that are existing. Note that there are an additional 5 existing lots on NW 11th Avenue that are not being replatted. One of the five is privately owned, see attached aerial.

This plat will not be recorded until the CRA transfers ownership of the 5 lots under its control to the City (in April 2018). Once this plat is recorded there will be 11 lots in total on this section of NW 11th Ave., 10 under the City control and one under private ownership.

The subject replat has been reviewed by the Utilities Department, Planning and Zoning Division, Building Division, Engineering Division, and the City's consulting surveyor, to ensure conformance with the City's requirements and the applicable State and City's platting and zoning requirements.

Staff recommends that Commission approve the record replat that supports the development of the subdivided land in accordance with the Site Development plan titled "NW 11th Avenue Reconstruction." The approval is subject to the CRA transferring ownership of its 5 lots on NW 11th Avenue to the City and the final signatures by the City Engineer and Mayor.

HOW WILL THIS AFFECT CITY PROGRAMS OR SERVICES? The proposed development cannot be implemented until the proposed recorded plat (and construction plans) have received technical compliance pursuant to the Land Development Regulations. The Land Development Permit (LDP) cannot be issued until the proposed plat is acceptable for recording with the Clerk of the Circuit Court of Palm Beach County, Florida. Construction permitting commences after the issuance of the LDP.

FISCAL IMPACT:

ALTERNATIVES:

STRATEGIC PLAN:

STRATEGIC PLAN APPLICATION:

CLIMATE ACTION: No

CLIMATE ACTION DISCUSSION:

Is this a grant? No

Grant Amount:

ATTACHMENTS:

Type	Description
<input type="checkbox"/> Attachment	Aerial showing the replat area
<input type="checkbox"/> Attachment	Lanehart



THIS INSTRUMENT WAS PREPARED BY:
 JOHN T. DOOGAN, P.L.S.
AVIROM & ASSOCIATES, INC.
 SURVEYING & MAPPING
 50 S.W. 2ND AVENUE, SUITE 102
 BOCA RATON, FLORIDA 33432
 (561) 392-2594
 L.B. #3300

REPLAT OF A PORTION OF LANEHART'S SUBDIVISION

BEING A REPLAT OF A PORTION OF LOT 7, LANEHART'S SUBDIVISION, ACCORDING TO THE PLAT THEREOF AS RECORDED IN PLAT BOOK 1, PAGE 35 OF THE PUBLIC RECORDS OF PALM BEACH COUNTY, FLORIDA. TOGETHER WITH LOT 10, MEEKS ADDITION TO BOYNTON, ACCORDING TO THE PLAT THEREOF AS RECORDED IN PLAT BOOK 9, PAGE 54 OF THE PUBLIC RECORDS OF PALM BEACH COUNTY, FLORIDA. SAID LANDS LYING IN SECTION 21, TOWNSHIP 45 SOUTH, RANGE 43 EAST, CITY OF BOYNTON BEACH, PALM BEACH COUNTY, FLORIDA.

DEDICATION AND RESERVATION:

KNOW ALL MEN BY THESE PRESENTS THAT _____, OWNER OF THE LAND SHOWN HEREON AS REPLAT OF A PORTION OF LANEHART'S SUBDIVISION, BEING A REPLAT OF A PORTION OF LOT 7, "LANEHART'S SUBDIVISION", ACCORDING TO THE PLAT THEREOF AS RECORDED IN PLAT BOOK 1, PAGE 35, OF THE PUBLIC RECORDS OF PALM BEACH COUNTY, FLORIDA; TOGETHER WITH LOT 10, "MEEKS ADDITION TO BOYNTON", ACCORDING TO THE PLAT THEREOF AS RECORDED IN PLAT BOOK 9, PAGE 54, OF THE PUBLIC RECORDS OF PALM BEACH COUNTY, FLORIDA. SAID LANDS LYING IN SECTION 21, TOWNSHIP 45 SOUTH, RANGE 43 EAST, PALM BEACH COUNTY, FLORIDA, BEING MORE PARTICULARLY DESCRIBED AS FOLLOWS:

THE WEST 77.5' OF LOT 7, LANEHART'S SUBDIVISION, ACCORDING TO THE PLAT THEREOF ON FILE IN THE OFFICE OF THE CLERK OF THE CIRCUIT COURT IN AND FOR PALM BEACH COUNTY, FLORIDA, RECORDED IN PLAT BOOK 1, PAGE 35.

TOGETHER WITH

THE EAST 125 FEET OF THE WEST 202.5 FEET OF LOT 7, LANEHART'S SUBDIVISION, ACCORDING TO THE PLAT THEREOF ON FILE IN THE OFFICE OF THE CLERK OF THE CIRCUIT COURT IN AND FOR PALM BEACH COUNTY, FLORIDA, RECORDED IN PLAT BOOK 1, PAGE 35. LESS AND EXCEPT THE NORTH 30 FEET THEREOF.

TOGETHER WITH

THE NORTH 30 FEET OF THE FOLLOWING DESCRIBED PROPERTY:

THE EAST 125 FEET OF THE WEST 202.5 FEET OF LOT 7, LANEHART'S SUBDIVISION, ACCORDING TO THE PLAT THEREOF ON FILE IN THE OFFICE OF THE CLERK OF THE CIRCUIT COURT IN AND FOR PALM BEACH COUNTY, FLORIDA, RECORDED IN PLAT BOOK 1, PAGE 35.

TOGETHER WITH

THE EAST 50 FEET OF THE WEST 252.50 FEET OF LOT 7, OF WM. M. LANEHART'S SUBDIVISION, SOUTH 1/2 OF THE NORTHEAST 1/4 OF SECTION 21, TOWNSHIP 45 SOUTH, RANGE 43 EAST, ACCORDING TO THE PLAT THEREOF AS RECORDED IN PLAT BOOK 1, PAGE 35, OF THE PUBLIC RECORDS OF PALM BEACH COUNTY, FLORIDA.

TOGETHER WITH

THE EAST 3.53 FEET OF THE WEST 256.03 FEET OF LOT 7 OF WM. M. LANEHART'S SUBDIVISION, SOUTH 1/2 OF THE NORTHEAST 1/4 OF SECTION 21, TOWNSHIP 45 SOUTH, RANGE 43 EAST, ACCORDING TO THE PLAT THEREOF AS RECORDED IN PLAT BOOK 1, PAGE 35, OF THE PUBLIC RECORDS OF PALM BEACH COUNTY, FLORIDA.

TOGETHER WITH

THE EAST 25 FEET OF THE WEST 281.03 FEET OF LOT 7 OF WM. M. LANEHART'S SUBDIVISION, SOUTH 1/2 OF THE NORTHEAST 1/4 OF SECTION 21, TOWNSHIP 45 SOUTH, RANGE 43 EAST, ACCORDING TO THE PLAT THEREOF AS RECORDED IN PLAT BOOK 1, PAGE 35, OF THE PUBLIC RECORDS OF PALM BEACH COUNTY, FLORIDA.

TOGETHER WITH

THE EAST 25 FEET OF THE WEST 306.03 FEET OF LOT 7, OF LANEHART'S SUBDIVISION, SOUTH 1/2 OF THE NORTHEAST 1/4 OF SECTION 21, TOWNSHIP 45 SOUTH, RANGE 43 EAST, ACCORDING TO THE PLAT THEREOF AS RECORDED IN PLAT BOOK 1, PAGE 35, OF THE PUBLIC RECORDS OF PALM BEACH COUNTY, FLORIDA.

TOGETHER WITH

THE NORTH 30 FEET OF THE FOLLOWING DESCRIBED PARCEL:

THE EAST 50 FEET OF THE WEST 356.03 FEET OF LOT 7, WM. M. LANEHART'S ACCORDING TO THE PLAT THEREOF, AS RECORDED IN PLAT BOOK 1, PAGE 35, OF THE PUBLIC RECORDS OF PALM BEACH COUNTY, FLORIDA.

TOGETHER WITH

THE NORTH 100 FEET OF LOT 10 OF MEEKS ADDITION TO BOYNTON, ACCORDING TO THE PLAT THEREOF, AS RECORDED IN PLAT BOOK 9, PAGE 54, LESS AND EXCEPT THAT PORTION OF THE EAST 50 FEET OF THE NORTH 100 FEET LYING EAST OF THE PROPOSED WESTERLY RIGHT-OF-WAY LINE OF SEACREST BOULEVARD, AS CONVEYED TO THE STATE OF FLORIDA BY DEED RECORDED IN OFFICIAL RECORDED BOOK 2840, PAGE 1870 OF THE PUBLIC RECORDS OF PALM BEACH COUNTY, FLORIDA.

TOGETHER WITH

THE SOUTH 50 FEET OF LOT 10, MEEKS ADDITION TO BOYNTON, ACCORDING TO THE MAP OR PLAT THEREOF AS RECORDED IN PLAT BOOK 9, PAGE 54, LESS AND EXCEPT THE EAST 20 FEET CONVEYED TO THE STATE OF FLORIDA BY DEED RECORDED IN OFFICIAL RECORDS BOOK 2840, PAGE 1874, OF THE PUBLIC RECORDS OF PALM BEACH COUNTY, FLORIDA.

SAID LANDS SITUATE IN THE CITY OF BOYNTON BEACH, PALM BEACH COUNTY, FLORIDA AND CONTAINING 69,821 SQUARE FEET (1.6029 ACRES) MORE OR LESS.

DEDICATION AND RESERVATION:

HAVE CAUSED THE SAME TO BE SURVEYED AND PLATTED AS SHOWN HEREON AND DO HEREBY DEDICATE AS FOLLOWS:

- PARCEL 'A', AS SHOWN HEREON IS HEREBY DEDICATED TO THE CITY OF BOYNTON BEACH, AS PUBLIC RIGHT-OF-WAY FOR STREET AND UTILITY PURPOSES.
- THE UTILITY EASEMENT AS SHOWN HEREON IS HEREBY DEDICATED IN PERPETUITY FOR THE CONSTRUCTION AND MAINTENANCE OF UTILITY FACILITIES, INCLUDING CABLE TELEVISION SYSTEMS. THE INSTALLATION OF CABLE SYSTEMS SHALL NOT INTERFERE WITH THE CONSTRUCTION AND MAINTENANCE OF OTHER UTILITIES.
- PARCEL 'B', AS SHOWN HEREON IS HEREBY RESERVED FOR THE CITY OF BOYNTON BEACH, ITS SUCCESSORS AND ASSIGNS, FOR LANDSCAPE BUFFER PURPOSES AND IS THE PERPETUAL MAINTENANCE OBLIGATION OF SAID MUNICIPALITY, ITS SUCCESSORS AND ASSIGNS.
- LANDSCAPE & IRRIGATION EASEMENT, AS SHOWN HEREON IS HEREBY RESERVED FOR THE CITY OF BOYNTON BEACH, ITS SUCCESSORS AND ASSIGNS, FOR LANDSCAPE AND IRRIGATION PURPOSES AND IS THE PERPETUAL MAINTENANCE OBLIGATION OF SAID MUNICIPALITY, ITS SUCCESSORS AND ASSIGNS.
- LOTS 1 THROUGH 6, AS SHOWN HEREON, ARE PLATTED FOR PRIVATE PURPOSES AS ALLOWED PURSUANT TO THE PLANNING AND ZONING REGULATIONS OF THE CITY OF BOYNTON BEACH.

IN WITNESS WHEREOF, THE ABOVE-NAMED MUNICIPALITY HAS CAUSED THESE PRESENTS TO BE SIGNED BY ITS _____ AND ITS CORPORATE SEAL TO BE AFFIXED HERETO BY AND WITH THE AUTHORITY OF ITS CITY COMMISSION, THIS _____ DAY OF _____, 201__.

WITNESS: _____ BY: _____
 _____ NAME: _____
 _____ TITLE: _____
 _____ (PRINT NAME)
 WITNESS: _____
 _____ (PRINT NAME)

ACKNOWLEDGEMENT:

STATE OF _____ } SS
 COUNTY OF _____ }

BEFORE ME PERSONALLY APPEARED _____ WHO IS PERSONALLY KNOWN TO ME, OR HAS PRODUCED _____ AS IDENTIFICATION, AND WHO EXECUTED THE FOREGOING INSTRUMENT AS _____ OF _____ AND SEVERALLY ACKNOWLEDGED TO AND BEFORE ME THAT [HE] [SHE] EXECUTED SUCH INSTRUMENT AS SUCH OFFICER OF SAID MUNICIPALITY, AND THAT THE SEAL AFFIXED TO THE FOREGOING INSTRUMENT IS THE CITY SEAL OF SAID MUNICIPALITY AND THAT IT WAS AFFIXED TO SAID INSTRUMENT BY DUE AND REGULAR MUNICIPALITY AUTHORITY, AND THAT SAID INSTRUMENT IS THE FREE ACT AND DEED OF SAID MUNICIPALITY.

WITNESS MY HAND AND OFFICIAL SEAL THIS _____ DAY OF _____, 201__.

MY COMMISSION EXPIRES: _____ (DATE)

 NOTARY PUBLIC
 PRINT NAME: _____
 COMMISSION NUMBER: _____

TITLE CERTIFICATION:

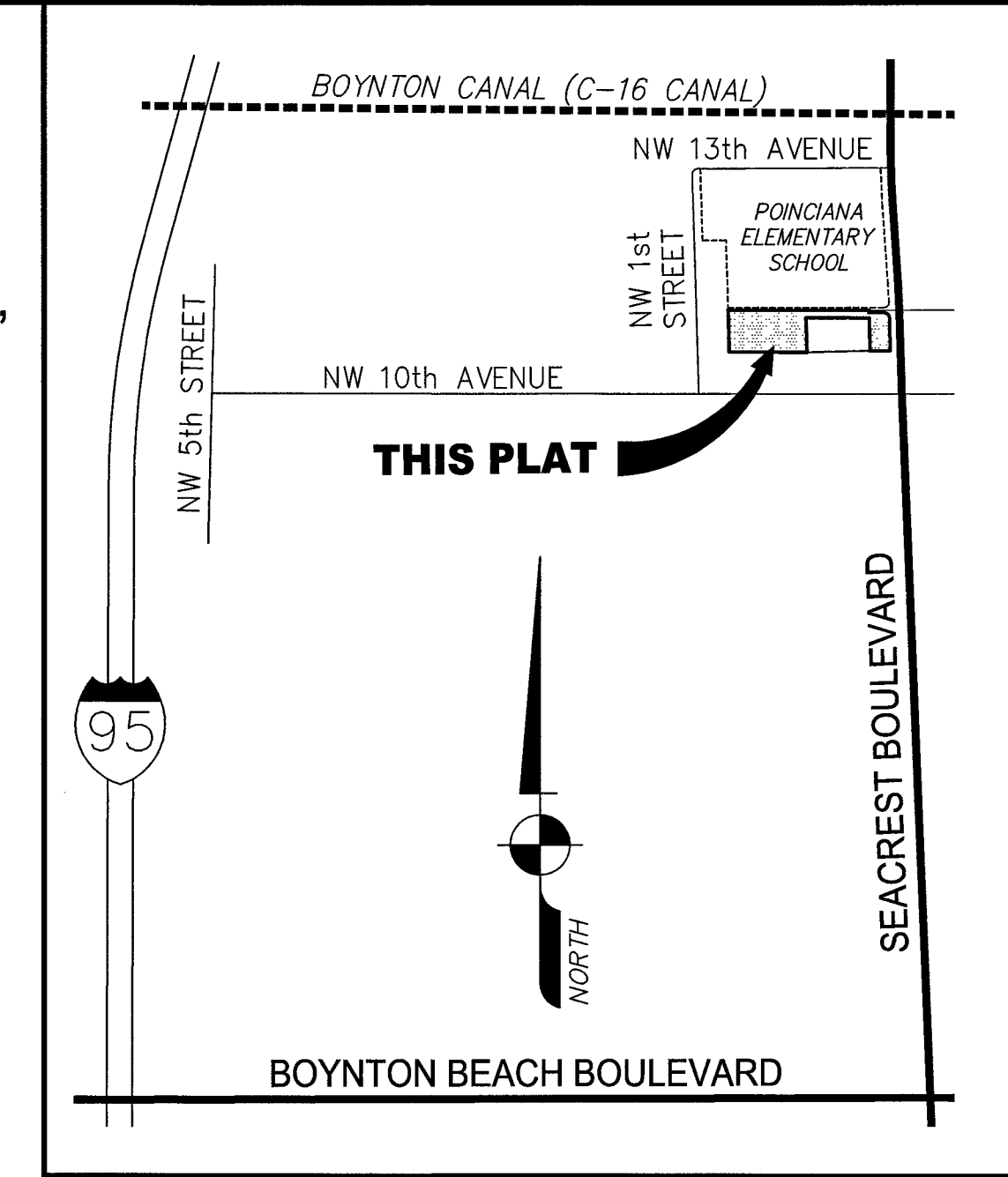
STATE OF _____ } SS
 COUNTY OF _____ }

I, _____, A DULY LICENSED ATTORNEY IN THE STATE OF FLORIDA DO HEREBY CERTIFY THAT I HAVE EXAMINED THE TITLE TO THE HEREON DESCRIBED PROPERTY; THAT I FIND THE TITLE TO THE PROPERTY IS VESTED IN _____ AUTHORIZED TO DO BUSINESS IN FLORIDA; THAT THE CURRENT TAXES HAVE BEEN PAID; AND THAT ALL PALM BEACH COUNTY SPECIAL ASSESSMENT ITEMS, AND ALL OTHER ITEMS HELD AGAINST SAID LANDS HAVE BEEN SATISFIED; THAT THERE ARE NO MORTGAGES OF RECORD; AND THERE ARE ENCUMBRANCES OF RECORD BUT THOSE ENCUMBRANCES DO NOT PROHIBIT THE CREATION OF THE SUBDIVISION DEPICTED BY THIS PLAT.

DATE: _____ BY: _____
 _____ ATTORNEY-AT-LAW LICENSED IN FLORIDA
 FLORIDA BAR NO. _____

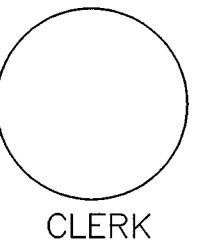
NOTICE:
 THIS PLAT, AS RECORDED IN ITS GRAPHIC FORM, IS THE OFFICIAL DEPICTION OF THE SUBDIVIDED LANDS DESCRIBED HEREIN AND WILL IN NO CIRCUMSTANCES BE SUPPLANTED IN AUTHORITY BY ANY OTHER GRAPHIC OR DIGITAL FORM OF THE PLAT. THERE MAY BE ADDITIONAL RESTRICTIONS THAT ARE NOT RECORDED ON THIS PLAT THAT MAY BE FOUND IN THE PUBLIC RECORDS OF PALM BEACH COUNTY.

CITY OF BOYNTON BEACH (SEAL)	REVIEWING SURVEYOR (SEAL)	CITY ENGINEER (SEAL)	SURVEYOR (SEAL)
------------------------------	---------------------------	----------------------	-----------------



STATE OF FLORIDA)
 COUNTY OF PALM BEACH)
 THIS PLAT WAS FILED FOR RECORD AT _____ M.
 THIS _____ DAY OF _____
 A.D. 201__ AND DULY RECORDED
 IN PLAT BOOK _____ ON
 PAGES _____ THROUGH _____
 SHARON R. BOCK
 CLERK AND COMPTROLLER
 BY: _____
 _____ DEPUTY CLERK

SHEET 1 OF 2 SHEETS



APPROVAL - CITY OF BOYNTON BEACH:

STATE OF FLORIDA)
 COUNTY OF PALM BEACH) SS

THIS PLAT IS HEREBY APPROVED FOR RECORD PURSUANT TO THE ORDINANCES OF THE CITY OF BOYNTON BEACH AND IN ACCORDANCE WITH CHAPTER 2, LAND DEVELOPMENT REGULATIONS, THIS _____ DAY OF _____, 201__.

BY: _____
 GARY DUNMYER, CITY ENGINEER

BY: _____
 STEVEN B. GRANT, MAYOR

ATTEST (AS TO BOTH): _____
 JUDITH PYLE, CITY CLERK

REVIEWING SURVEYOR:

THIS IS TO CERTIFY THAT THE UNDERSIGNED PROFESSIONAL SURVEYOR AND MAPPER, UNDER CONTRACT WITH THE CITY OF BOYNTON BEACH, FLORIDA, HAS REVIEWED THIS PLAT OF "REPLAT OF A PORTION OF LANEHART'S SUBDIVISION", AS REQUIRED BY CHAPTER 177.081(1), FLORIDA STATUTES, AND FINDS THAT IT COMPLIES WITH ALL THE REQUIREMENTS OF CHAPTER 177, PART 1, FLORIDA STATUTES.

DATE: _____

 CRAIG S. PUSEY, P.S.M.
 FLORIDA REGISTRATION NO. 5019
 MICHAEL B. SCHORAH & ASSOCIATES, INC.
 1850 FOREST HILL BOULEVARD
 WEST PALM BEACH, FLORIDA 33406

SURVEYOR AND MAPPER'S CERTIFICATE:

THIS IS TO CERTIFY THAT THE PLAT SHOWN HEREON IS A TRUE AND CORRECT REPRESENTATION OF A SURVEY MADE UNDER MY RESPONSIBLE DIRECTION AND SUPERVISION; THAT SAID SURVEY IS ACCURATE TO THE BEST OF MY KNOWLEDGE AND BELIEF; THAT PERMANENT REFERENCE MONUMENTS ("P.R.M.'S") ACCORDING TO SEC. 177.091(7), F.S., HAVE BEEN PLACED AS REQUIRED BY LAW; AND FURTHER, THAT THE SURVEY DATA COMPLIES WITH ALL THE REQUIREMENTS OF CHAPTER 177, FLORIDA STATUTES, AS AMENDED, AND THE ORDINANCES OF THE CITY OF BOYNTON BEACH, PALM BEACH COUNTY, FLORIDA.

DATE: _____

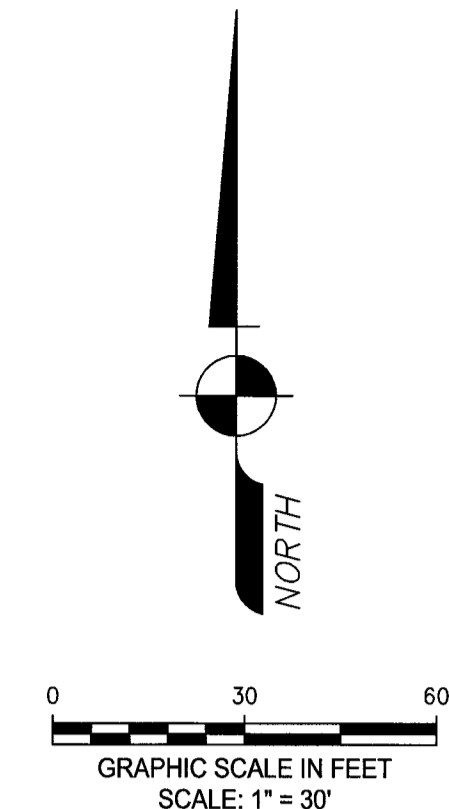
 JOHN T. DOOGAN, P.L.S.
 FLORIDA REGISTRATION NO. 4409
 50 SW 2ND AVENUE, BOCA RATON, FL. 33432
 CERTIFICATE OF AUTHORIZATION NUMBER 3300

AVIROM & ASSOCIATES, INC.
SURVEYING & MAPPING
 50 S.W. 2ND AVENUE, SUITE 102
 BOCA RATON, FLORIDA 33432
 TEL. (561) 392-2594, FAX (561) 394-7125
 www.AVIROM-SURVEY.com
 © 2011 AVIROM & ASSOCIATES, INC. all rights reserved.
 This sketch is the property of AVIROM & ASSOCIATES, INC. and should not be reproduced or copied without written permission.

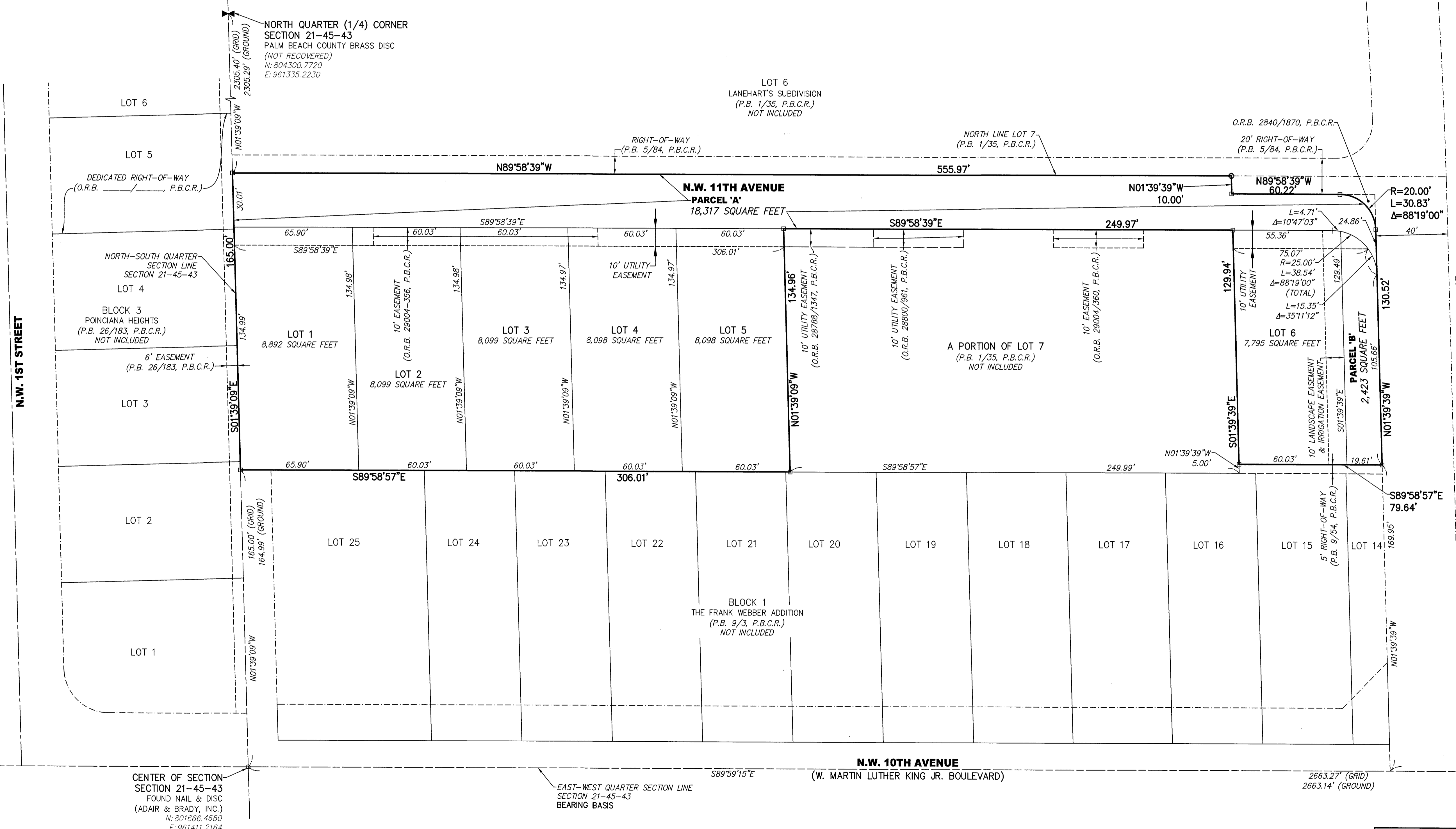
THIS INSTRUMENT WAS PREPARED BY:
 JOHN T DOOGAN, P.L.S.
AVIROM & ASSOCIATES, INC.
 SURVEYING & MAPPING
 50 S.W. 2ND AVENUE, SUITE 102
 BOCA RATON, FLORIDA 33432
 (561) 392-2594
 L.B. #3300

REPLAT OF A PORTION OF LANEHART'S SUBDIVISION

BEING A REPLAT OF A PORTION OF LOT 7, LANEHART'S SUBDIVISION, ACCORDING TO THE PLAT THEREOF AS RECORDED IN PLAT BOOK 1, PAGE 35 OF THE PUBLIC RECORDS OF PALM BEACH COUNTY, FLORIDA. TOGETHER WITH LOT 10, MEEKS ADDITION TO BOYNTON, ACCORDING TO THE PLAT THEREOF AS RECORDED IN PLAT BOOK 9, PAGE 54 OF THE PUBLIC RECORDS OF PALM BEACH COUNTY, FLORIDA. SAID LANDS LYING IN SECTION 21, TOWNSHIP 45 SOUTH, RANGE 43 EAST, CITY OF BOYNTON BEACH, PALM BEACH COUNTY, FLORIDA.



SHEET 2 OF 2 SHEETS



SURVEYOR'S NOTES:

1. □ - INDICATES SET PERMANENT REFERENCE MONUMENT, A 4"x4"x24" CONCRETE MONUMENT AND 3" BRASS DISC STAMPED "PRM L.B. 3300"
2. ○ - INDICATES SET PERMANENT REFERENCE MONUMENT, A NAIL & DISC STAMPED "PRM LB #3300"
3. BEARINGS SHOWN HEREON BASED ON THE EAST-WEST QUARTER SECTION LINE OF SECTION 21-45-43 HAVING A BEARING OF S89°59'15"E.
4. THE COORDINATE VALUES SHOWN HEREON ARE STATE PLANE COORDINATES (TRANSVERSE MERCATOR PROJECTION), FLORIDA EAST ZONE, NORTH AMERICAN DATUM (NAD) 1983, (1990 ADJUSTMENT). CONTROL MEASUREMENTS MEET OR EXCEED CLOSURE FOR SUBURBAN: LINEAR: 1 FOOT IN 10,000 FEET HORIZONTALLY AND WERE VERIFIED THROUGH A REDUNDANCY OF MEASUREMENTS. ALL DISTANCES ARE GROUND DISTANCES IN U.S. SURVEY FEET UNLESS OTHERWISE NOTED. SCALE FACTOR = 1.00004988
 GRID DISTANCE = (GROUND DISTANCE) X (SCALE FACTOR)
5. BUILDING SETBACK LINES SHALL BE AS REQUIRED BY CURRENT CITY OF BOYNTON BEACH ZONING REGULATIONS.
6. ABBREVIATION LEGEND: C - CENTERLINE; F.S. - FLORIDA STATUTES; L.B. - LICENSED BUSINESS; O.R.B. - OFFICIAL RECORD BOOKS; P.B. - PLAT BOOK; P.B.C.R. - PALM BEACH COUNTY RECORDS; P.L.S. - PROFESSIONAL LAND SURVEYOR; P.R.M. - PERMANENT REFERENCE MONUMENT; P.S.M. - PROFESSIONAL SURVEYOR & MAPPER; R.P.B. = ROAD PLAT BOOK.

EAST QUARTER (1/4) CORNER
 SECTION 21-45-43
 PALM BEACH COUNTY BRASS DISC
 N: 801665.8870
 E: 964074.4880
 2027.62' (GRID)
 2027.52' (GROUND)

CENTER OF SECTION
 SECTION 21-45-43
 FOUND NAIL & DISC
 (ADAIR & BRADY, INC.)
 N: 801666.4680
 E: 961411.2164

EAST-WEST QUARTER SECTION LINE
 SECTION 21-45-43
 BEARING BASIS

NOTICE:
 THIS PLAT, AS RECORDED IN ITS GRAPHIC FORM, IS THE OFFICIAL DEPICTION OF THE SUBDIVIDED LANDS DESCRIBED HEREIN AND WILL IN NO CIRCUMSTANCES BE SUPPLANTED IN AUTHORITY BY ANY OTHER GRAPHIC OR DIGITAL FORM OF THE PLAT. THERE MAY BE ADDITIONAL RESTRICTIONS THAT ARE NOT RECORDED ON THIS PLAT THAT MAY BE FOUND IN THE PUBLIC RECORDS OF PALM BEACH COUNTY.



AVIROM & ASSOCIATES, INC.
 SURVEYING & MAPPING
 50 S.W. 2ND AVENUE, SUITE 102
 BOCA RATON, FLORIDA 33432
 TEL. (561) 392-2594, FAX (561) 394-7125
 www.AVIROM-SURVEY.com
 © 2017 AVIROM & ASSOCIATES, INC. All rights reserved.
 This sketch is the property of AVIROM & ASSOCIATES, INC.
 and should not be reproduced or copied without written permission.



CITY OF BOYNTON BEACH AGENDA ITEM REQUEST FORM

COMMISSION MEETING DATE: 3/20/2018

REQUESTED ACTION BY COMMISSION: Accept the Fiscal Year 2017-2018 Budget Status Report of the General Fund and the Utilities Fund for the three (3) month period ended December 31, 2017.

EXPLANATION OF REQUEST:

This report summarizes the adopted funding sources and expenditure budgets for the City’s General Fund and Utility Fund for the three (3) month period ended December 31, 2017 (25% of the fiscal year). The analysis compares:

- Actual results for the current period to the annual budget
- Actual results for the same period of the prior year annual budget

HOW WILL THIS AFFECT CITY PROGRAMS OR SERVICES? The annual budget is what provides and controls the resources for City programs and services.

**FISCAL IMPACT:
 GENERAL FUND**

	FY 2017-18			FY 2016-17			FY 2018 vs. 2017	
	Annual Budget	Actual to Date Amount	%	Annual Budget	Actual to Date Amount	%	Budget %	Actual %
Revenues & Transfers	\$ 89,753	\$ 45,177	50%	\$ 83,767	\$ 42,116	50%	7.1%	7.3%
Expenditures	\$(83,767)	\$(31,709)	35%	\$(83,767)	\$(30,288)	36%	7.1%	4.7%
Excess (Deficit)	\$ -	\$ 13,468		\$ -	\$ 11,828			

The General Fund chart above reflects revenue in excess of expenditures (dollars in thousand) yielding a \$13.4M surplus for the period ending December 31, 2017.

Revenues & Transfers (Exhibit A) – Budgeted Funding Sources: Property taxes and other revenues provide funding sources of \$74.7M or 83% of our total \$89.7M General Fund budget estimate for FY 2017-18. Transfers from other funds (non-revenues) provide \$15M or 17% of the total funding sources to balance our \$89.7M General Fund budgeted expenditures.

These three major estimated funding sources are summarized as follows:

1. 38% - \$ 34.0M – Property taxes less Tax Increment Financing to the CRA
 2. 45% - \$ 40.7M – All other revenues plus General Fund Balance
 3. 17% - \$ 15.0M – Transfers from other funds
- 100% - \$ 89.7M – Total funding sources

The property tax rate for FY 2017-18 is 7.9000 mills, no change from the prior year; the net property taxes of

\$34.0M in FY 2017-18 represent an 7.77% increase in property tax revenue or an increase of \$2.4M from FY 2016-17.

To balance the budget in FY 2017-18, it required transfers from other funds of \$15M representing 17% of all funding sources.

Actual Funding Sources Realized: At the end of the third month in FY 2017-18, revenues and transfers realized are approximately \$45.1M of the budget estimate compared to \$42.1M realized to date in FY 2016-17.

Ad Valorem Taxes, net of discounts and TIF taxes to the CRA, received to date was \$26.6M as compared to \$25.3M for FY 2016-17, as noted on Exhibit A.

Expenditures (Exhibit B)

Budgeted Expenditures: Overall, appropriations increased approximately 7.15% from \$83.7M to \$89.7M. The budget increase was due to the cost of doing business, providing funding related to wage increases, equipment and additional personnel.

Actual Expenditures – General Fund expenditures for the third month period ending December 31 (25% of the fiscal year) are \$31.7M that is 35% of the \$89.7M expenditure appropriation for FY 2017-18. Note: the City’s annual pension obligations for General Employees, Fire, and Police are paid in the first month of the fiscal year.

The table at the top of Exhibit B displays actual expenditures of \$31.7M or 35% of the FY 2017-18 budget. At this point in the fiscal year, FY2017-18 spending levels are \$1.5M ahead of the \$30.2M or 36% expended in FY 2016-17 for this same period.

UTILITY FUND

The FY 2017-18 annual expenditure budget of \$46.5M represents a \$4.3M increase from the FY 2016-17 budget of \$42.2M. The operational forecast reflects an estimated increase of \$265K of the fund balance for FY 2017-18.

	FY 2017-18			FY 2016-17			FY 2018 vs. 2017	
	Annual Budget	Actual to Date Amount	%	Annual Budget	Actual to Date Amount	%	Budget %	Actual %
Revenues & Transfers	\$ 46,544	\$ 11,502	25%	\$ 42,245	\$ 11,000	26%	10.2%	4.6%
Expenditures	\$(46,544)	\$(11,350)	24%	\$(42,245)	\$(11,563)	27%	10.2%	-1.8%
Excess (Deficit)	\$ -	\$ 152		\$ -	\$ (563)			

For the three month period in FY 2017-18,

- Revenues realized are \$11.5M (25%) of the annual budget estimate.
- Expenditures incurred are \$11.3M (24%) of the annual appropriated budget.

This resulted in revenues in excess expenditures which yielded a surplus of approximately \$152K.

Expenditures (Exhibit D) – Utility Fund FY 2017-18 expenditures to date are \$11.3M or 24% of the annual appropriation compared to expenditures of \$11.5M or 27% for the prior fiscal year (which excludes depreciation and the joint ventures expenditures).

ALTERNATIVES: Discuss this Budget Status Report or request clarification at the City Commission meeting.

STRATEGIC PLAN:

STRATEGIC PLAN APPLICATION:

CLIMATE ACTION: No

CLIMATE ACTION DISCUSSION:

Is this a grant? No

Grant Amount:

ATTACHMENTS:

Type	Description
<input type="checkbox"/> Addendum	FY17/18 General Fund Revenues thru Dec 17
<input type="checkbox"/> Addendum	FY17/18 General Fund Expenses thru Dec 17
<input type="checkbox"/> Addendum	FY17/18 Utility Fund Revenues thru Dec 17
<input type="checkbox"/> Addendum	FY17/18 Utility Fund Expenditures thru Dec 17

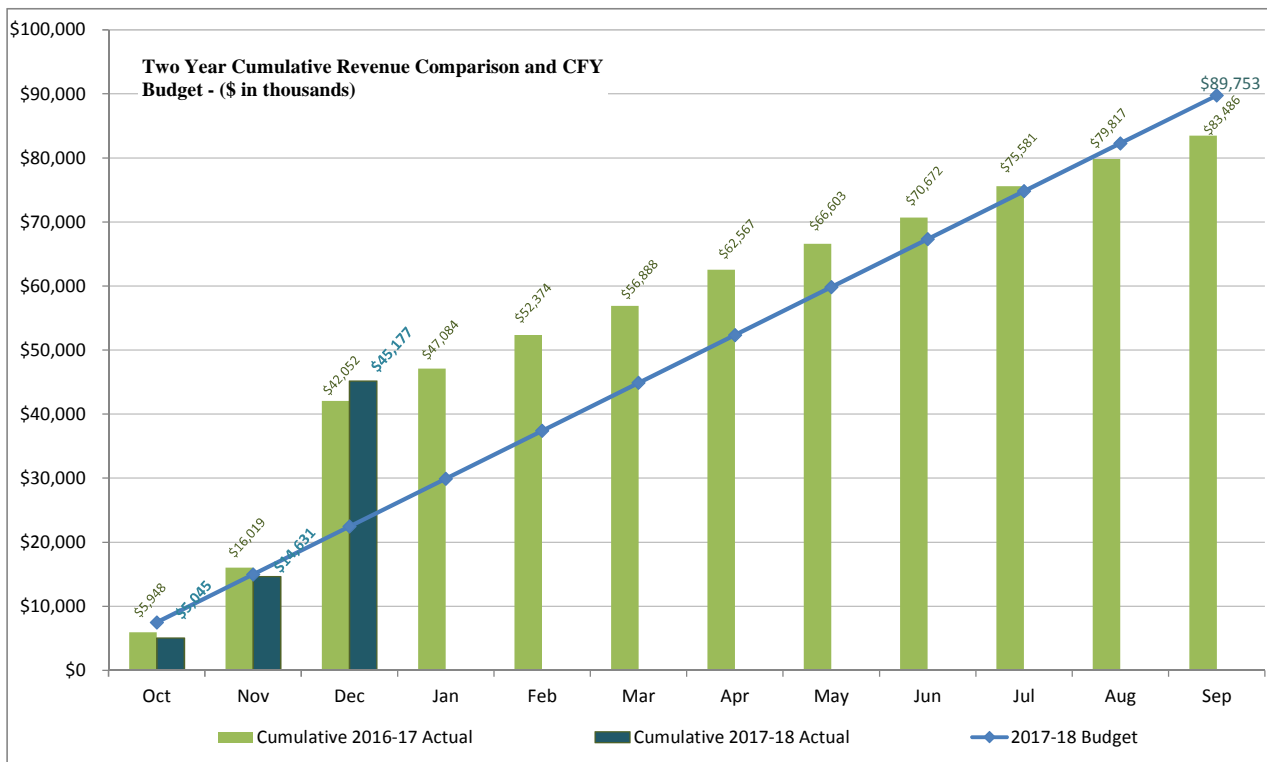
CITY OF BOYNTON BEACH, FLORIDA

GENERAL FUND ANALYSIS

STATEMENT OF REVENUES - COMPARATIVE BUDGET TO ACTUAL

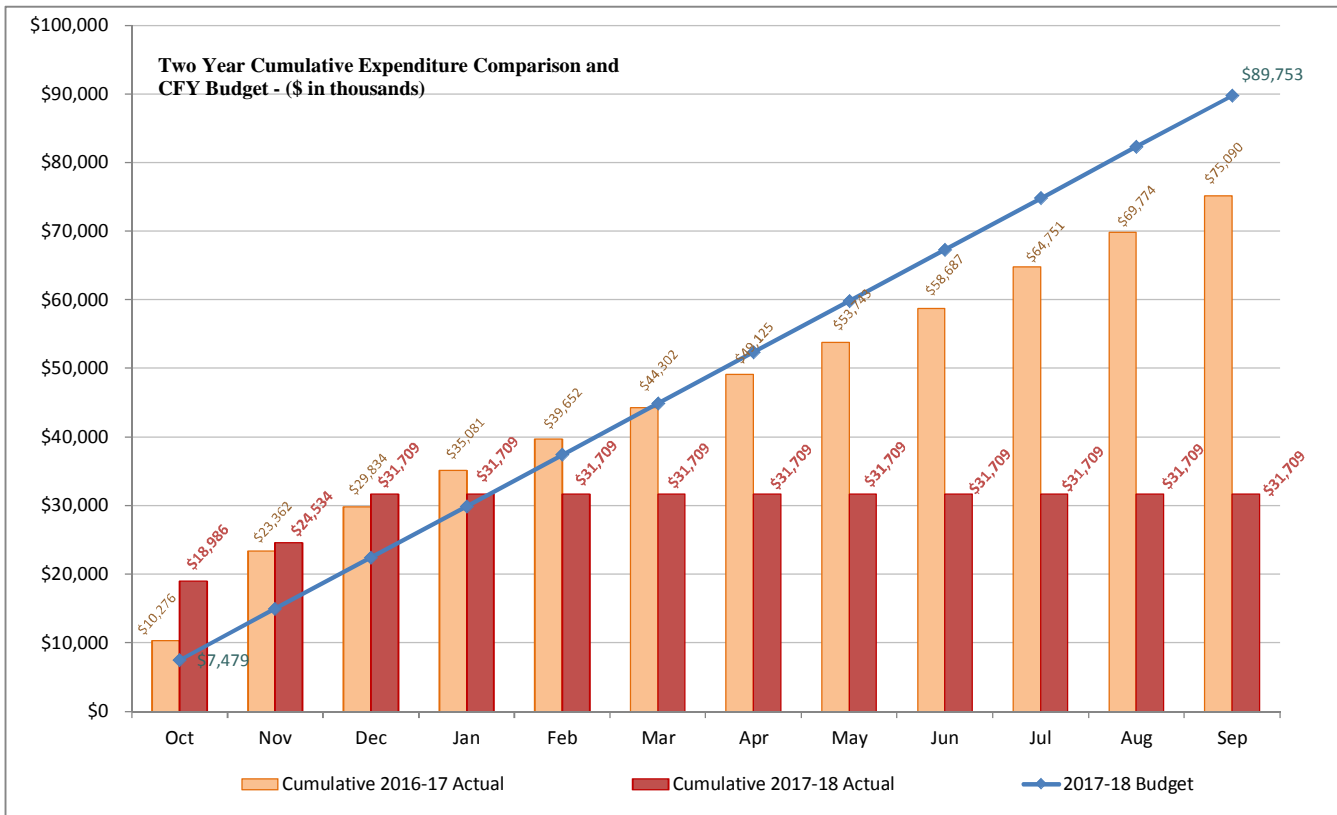
Fiscal Year Period Ended December 31, 2017 (25% of Fiscal Year)

ACCOUNTS	REVENUES					
	FY 2017-18 BUDGET APPROVED	FY 2017-18 TO DATE		FY 2016-17 BUDGET APPROVED	FY 2016-17 TO DATE	
		REVENUE REALIZED	% REALIZED		REVENUE REALIZED	% REALIZED
AD VALOREM TAXES, net	\$ 41,458,358	\$ 34,012,331	82%	\$ 38,322,309	31,997,713	83%
LESS TIF TAXES TO CRA	(7,360,831)	(7,360,831)	100%	(6,682,137)	(6,682,137)	100%
NET TAXES TO THE CITY	34,097,527	26,651,500	78%	31,640,172	25,315,576	80%
LICENSES AND PERMITS						
BUSINESS TAXES	1,731,000	1,551,549	90%	1,656,000	1,448,189	87%
BUILDING PERMITS	2,712,000	666,586	25%	2,417,000	575,356	24%
FRANCHISE FEES	4,865,000	1,398,050	29%	5,065,000	1,291,261	25%
OTHR LICENSES, FEES & PER	222,000	138,962	63%	218,000	140,241	64%
INTERGOVERNMENTAL REVENUES						
OTHER FEDERAL REVENUE	85,000	2,307	3%	85,000	1,884	2%
STATE SHARED REVENUES	8,677,000	2,022,233	23%	8,674,000	1,941,891	22%
SHRD REV FROM OTHR LCL	335,000	35,470	11%	310,000	29,398	9%
CHARGES FOR SERVICES						
PYMTS IN LIEU OF TAXES	121,300	133,602	110%	121,300	130,350	107%
CHRGs-GENERAL GOVT	507,800	106,212	21%	459,500	103,055	22%
PUBLIC SAFETY	6,086,500	2,333,644	38%	5,133,816	1,467,266	29%
PHYSICAL ENVIRONMENT	20,000	6,276	31%	20,000	(4,102)	-21%
CULTURE/RECREATION	428,700	110,208	26%	415,500	110,851	27%
INTEREST & MISC REVENUE						
LIBRARY FINES	30,000	3,815	13%	30,000	4,090	14%
VIOLATIONS LOCAL ORD.	643,000	47,775	7%	720,000	181,593	25%
INTEREST EARNINGS	65,000	3,704	6%	50,000	9,046	18%
RENTS AND ROYALTIES	368,800	120,330	33%	368,800	87,587	24%
SPECIAL ASSESSMENTS	6,589,000	5,456,126	83%	5,541,500	4,656,393	84%
SALE OF SURPLUS MATERIAL	1,500	-	0%	2,000	343	17%
OTHER MISC. REVENUE	4,715,145	25,759	1%	2,725,000	97,077	4%
INTERNAL FUND TRANSFERS						
TRANSFERS	15,067,850	3,766,963	25%	14,842,000	3,710,500	25%
FUND BALANCE APPROPRIATED	2,383,523	595,881	25%	3,272,149	818,037	25%
Total Revenues	\$ 89,752,645	\$ 45,176,952	50%	\$ 83,766,737	42,115,882	50%



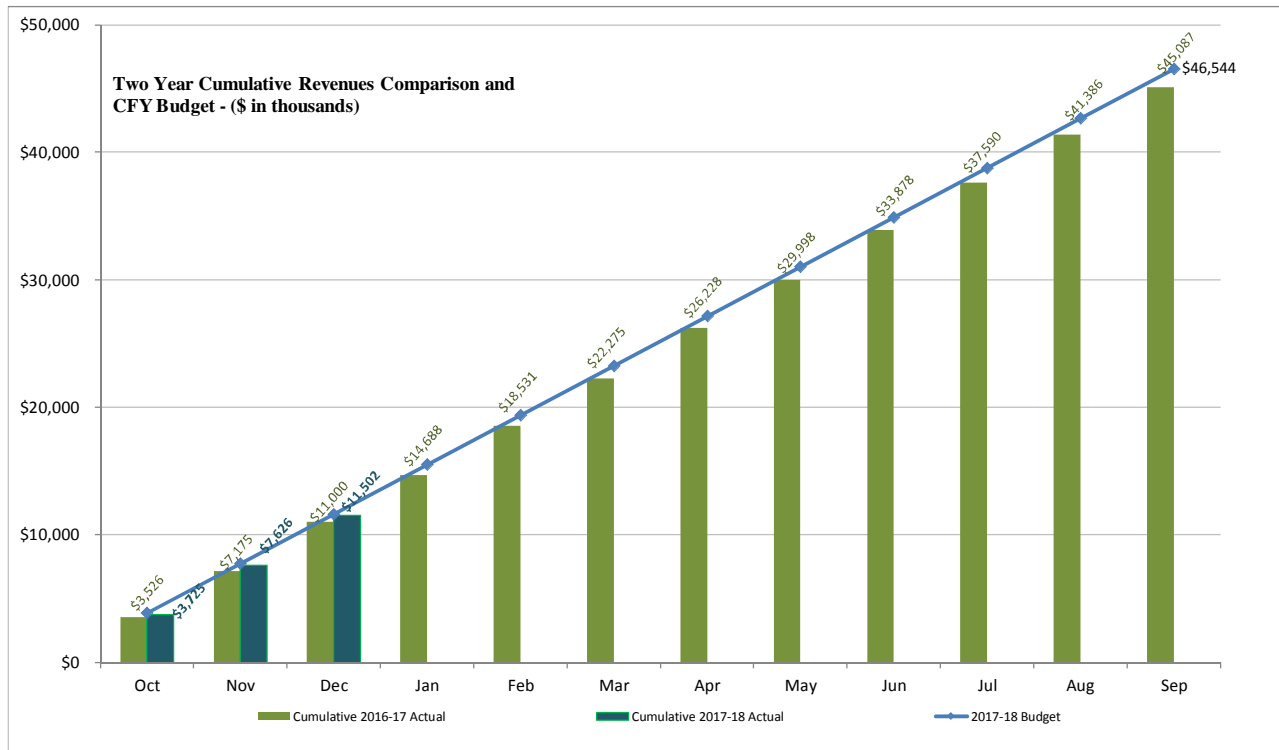
CITY OF BOYNTON BEACH, FLORIDA
GENERAL FUND ANALYSIS
STATEMENT OF EXPENDITURES - COMPARATIVE BUDGET TO ACTUAL
 Fiscal Year Period Ended December 31, 2017 (25% of Fiscal Year)

ACCOUNTS	EXPENDITURES					
	FY 2017-18	FY 2017-18 TO DATE		FY 2016-17	FY 2016-17 TO DATE	
	BUDGET APPROVED	EXPENDED	% EXPENDED	BUDGET APPROVED	EXPENDED	% EXPENDED
GENERAL GOVERNMENT						
CITY COMMISSION	\$ 267,301	\$ 89,995	34%	\$ 259,706	\$ 86,053	33%
CITY MANAGER	746,362	265,495	36%	730,719	292,308	40%
CITY HALL/GEN. ADMIN.	10,145,586	1,879,512	19%	7,367,149	534,166	7%
MARKETING/COMMUNICATIONS	333,846	98,329	29%	258,615	111,352	43%
CITY CLERK	569,241	189,266	33%	531,665	163,637	31%
CITY ATTORNEY	574,916	129,361	23%	522,411	134,878	26%
FINANCIAL SERVICES	1,302,041	456,907	35%	1,034,767	409,631	40%
ITS	2,454,516	708,591	29%	1,895,058	802,679	42%
HUMAN RESOURCES	824,823	267,516	32%	724,830	258,593	36%
PUBLIC SAFETY						
UNIFORM SERVICES	16,981,940	6,922,698	41%	16,758,211	6,838,972	41%
ADMINISTRATIVE SERVICES	3,862,184	1,271,189	33%	3,534,348	1,370,168	39%
SUPPORT SERVICES	9,608,962	3,839,535	40%	9,693,624	3,944,034	41%
FIRE	23,514,949	10,045,796	43%	23,089,868	9,657,367	42%
COMMUNITY STANDARDS	2,201,205	783,153	36%	1,871,683	661,095	0%
EMERGENCY MANAGEMENT	22,320	215	1%	14,670	1,953	13%
BUILDING & DEVELOPMENT						
DEVELOPMENT	1,132,141	408,874	36%	1,093,300	443,252	41%
BUILDING	1,312,787	432,786	33%	1,389,088	426,020	31%
ENGINEERING	622,155	215,185	35%	686,132	235,936	34%
PLANNING & ZONING	756,125	279,960	37%	776,734	318,567	41%
ECONOMIC DEVELOPMENT	412,318	91,083	22%	211,749	32,688	15%
PUBLIC WORKS						
PUBLIC WORKS	154,775	96,266	62%	223,397	90,290	40%
FACILITIES MANAGEMENT	2,005,233	441,998	22%	1,624,535	470,494	29%
STREETS MAINTENANCE	1,236,275	342,291	28%	1,199,602	296,591	25%
LEISURE SERVICES						
LIBRARY	2,315,127	766,926	33%	2,280,461	829,087	36%
SCHOOLHOUSE MUSEUM SERV	254,971	73,795	29%	269,372	60,642	23%
RECREATION	3,133,874	933,227	30%	2,905,081	1,016,500	35%
PARKS & GROUNDS	3,006,672	667,054	22%	2,819,962	789,019	28%
CRA REIMBURSABLE & RESERVES	-	11,741	0%	-	11,835	0%
Total Expenditures	\$ 89,752,645	\$ 31,708,744	35%	\$ 83,766,737	\$ 30,287,807	36%



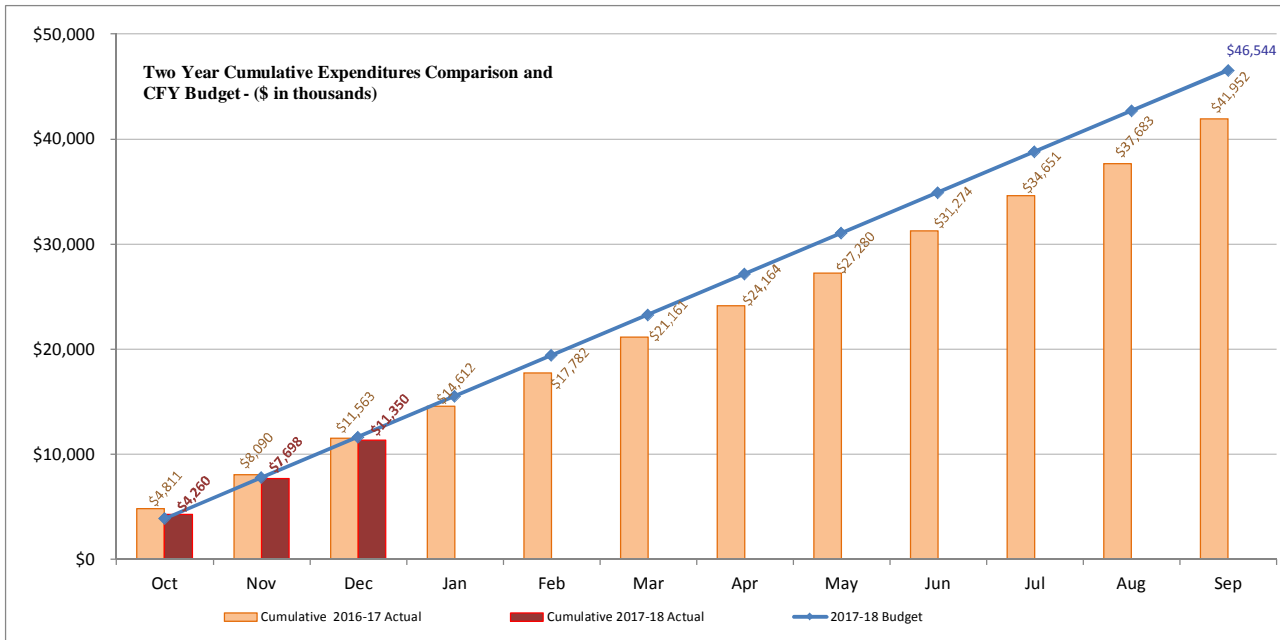
CITY OF BOYNTON BEACH, FLORIDA
UTILITY FUND ANALYSIS
STATEMENT OF REVENUES - COMPARATIVE BUDGET TO ACTUAL
 Fiscal Year Period Ended December 31, 2017 (25% of Fiscal Year)

ACCOUNTS	REVENUES					
	FY 2017-18 BUDGET APPROVED	FY 2017-18 TO DATE		FY 2016-17 BUDGET APPROVED	FY 2016-17 TO DATE	
		REVENUE REALIZED	% REALIZED		REVENUE REALIZED	% REALIZED
WATER SALES	\$ 21,675,000	\$ 5,405,114	25%	\$ 20,250,000	\$ 5,399,323	27%
WATER CONNECTION FEE	150,000	10,000	7%	25,000	6,090	24%
WATER SERVICE CHARGE	850,000	246,415	29%	750,000	271,129	36%
WTR-BACKFLOW PREVNTN TEST	10,000	9,936	99%	10,000	7,500	75%
RECLAIMED WATER SALES	64,000	17,432	27%	60,000	17,160	29%
SEWER SERVICE	18,870,000	4,618,783	24%	18,500,000	4,654,031	25%
STORMWATER UTILITY FEE	3,800,000	946,473	25%	3,800,000	957,046	25%
TELEWISE SEWER LINES	5,000	-	0%	3,500	-	0%
FEES	20,000	165	1%	15,000	-	0%
INTEREST INCOME	35,000	(17,708)	-51%	35,000	(11,497)	-33%
SALE OF SURPLUS EQUIP.	2,000	-	0%	-	247	0%
OCEAN RGE UT TAX ADM CHG	800	162	20%	800	158	20%
MISCELLANEOUS INCOME	-	48	0%	-	274	0%
FUND BALANCE DECREASE (INCREASE)	1,061,993	265,498	25%	(1,204,004)	(301,001)	25%
TOTAL REVENUES	\$ 46,543,793	\$ 11,502,318	25%	\$ 42,245,296	\$ 11,000,460	26%



CITY OF BOYNTON BEACH, FLORIDA
UTILITY FUND ANALYSIS
STATEMENT OF EXPENDITURES - COMPARATIVE BUDGET TO ACTUAL
 Fiscal Year Period Ended December 31, 2017 (25% of Fiscal Year)

ACCOUNTS	EXPENDITURES					
	FY 2017-18 BUDGET APPROVED	FY 2017-18 TO DATE		FY 2016-17 BUDGET APPROVED	FY 2016-17 TO DATE	
		EXPENDED	% EXPENDED		EXPENDED	% EXPENDED
WATER DISTRIBUTION	\$ 1,946,158	\$ 570,115	29%	\$ 1,814,027	\$ 630,728	35%
PUBLIC WATER TREATMENT	6,009,493	1,336,010	22%	5,961,748	1,602,065	27%
METER READING & SERVICES	1,197,278	436,801	36%	1,111,186	444,191	40%
WASTEWATER COLLECTION	1,619,357	444,809	27%	1,624,933	500,111	31%
WASTEWATER PUMPING STANTS	2,810,391	647,471	23%	2,337,495	722,430	31%
SEWAGE TREATMENT	4,405,000	346,741	8%	3,928,070	633,380	16%
WATER QUALITY	630,247	218,366	35%	634,776	193,969	31%
UTILITY ADMINISTRATION	17,530,117	4,315,954	25%	14,552,941	3,940,425	27%
UTILITES ENGINEERING	1,478,276	549,900	37%	1,481,747	533,671	36%
STORMWATER MAINTENANCE	1,148,994	349,914	30%	1,008,364	367,725	36%
CUSTOMER RELATIONS	1,133,407	357,086	32%	1,369,521	448,580	33%
DEBT SERVICE	6,635,075	1,776,706	27%	6,420,488	1,545,724	24%
Total Expenditures	\$ 46,543,793	\$ 11,349,873	24%	\$ 42,245,296	\$ 11,562,999	27%





CITY OF BOYNTON BEACH AGENDA ITEM REQUEST FORM

COMMISSION MEETING DATE: 3/20/2018

REQUESTED ACTION BY COMMISSION: Approve the one-year renewals of RFPs/Bids and/ or piggy-back contracts for the procurement of services and/or commodities as described in the written report for March 20, 2018 - "Request for Extensions and/or Piggybacks."

EXPLANATION OF REQUEST:

As required, the Finance/Procurement Department submits requests for award to the Commission; requests for approval to enter into contracts and agreements as the result of formal solicitations; and to piggy-back governmental contracts. Options to extend or renew are noted in the "Agenda Request Item" presented to Commission as part of the initial approval process. Procurement seeks to provide an accurate and efficient method to keep the Commission informed of pending renewals and the anticipated expenditure by reducing the paperwork of processing each renewal and/or extension individually and summarizing the information in a monthly report (as required).

VENDOR(S)	COMMODITY/SERVICE	RFP/BID NUMBER	RENEWAL TERM
LINE-TEC, INC.	Backflow Prevention Device Inspection, Testing & Repair Service	City Bid No. 033-2821-15/JMA	April 8, 2018 thru April 7, 2019
MADSEN-BARR	Repairs and Emergency Services for Water, Wastewater and Storm Water Systems	City Bid No. 026-2821-14/JMA	April 16, 2018 thru April 15, 2019

HOW WILL THIS AFFECT CITY PROGRAMS OR SERVICES?

This renewal report will be used for those solicitations, contracts/agreements and piggy-backs that are renewed/extended with the same terms and conditions and pricing as the initial award.

FISCAL IMPACT: Budgeted

Funds have been budgeted under line items as noted on the attached report.

ALTERNATIVES: Not approve renewals and require new solicitations to be issued.

STRATEGIC PLAN:

STRATEGIC PLAN APPLICATION:

CLIMATE ACTION: No

CLIMATE ACTION DISCUSSION:

Is this a grant? No

Grant Amount:

ATTACHMENTS:

Type	Description
<input type="checkbox"/> Attachment	Bid Renewal Report - March 20, 2018
<input type="checkbox"/> Attachment	Renewal Interest - Gallagher
<input type="checkbox"/> Attachment	Renewal Interest - Gehring
<input type="checkbox"/> Attachment	Renewl Interest - LineTec
<input type="checkbox"/> Attachment	Renewal Interest - Madsen Barr



CITY OF BOYNTON BEACH
REQUESTS FOR BID EXTENSIONS AND PIGGY-BACKS
MARCH 20, 2018

REQUESTING DEPARTMENT: **UTILITIES**
DEPARTMENT CONTACT: **Christopher Roschek**
TERM: **April 8, 2018 thru April 7, 2019**
SOURCE FOR PURCHASE: **City Bid No. 033-2821-15/JMA**
ACCOUNT NUMBER: **401-2821-536-49-17**
VENDOR(S): **LINE-TEC, INC.**
ANNUAL ESTIMATED EXPENDITURE: **\$35,000.00**

DESCRIPTION:

On April 7, 2015, City Commission approved a one-year contract with Line-Tec, Inc. for Backflow Prevention Device Inspection, Testing and Repair Services. The Florida Department of Environmental Protection requires that backflow prevention devices are inspected and tested each year.

The Contract allowed for three (3) additional one-year renewal terms under the same prices, terms and conditions. On April 19, 2016, City Commission approved the first renewal option. On April 18, 2018, City Commission authorized the second one-year renewal. Line-Tec has agreed to renew the bid for the final one-year renewal term.

These services will be resolicited later this year to ensure a continuity of services.

REQUESTING DEPARTMENT: **UTILITIES**
DEPARTMENT CONTACT: **JOE PATERNITI**
TERM: **April 16, 2018 to April 15, 2019**
SOURCE FOR PURCHASE: **City Bid No. 026-2821-14/JMA**
ACCOUNT NUMBER: **Multiple accounts from Utilities Water, Wastewater and Storm Water Budgets**
VENDOR(S): **MADSEN-BARR CORP.**
ANNUAL EXPENDITURE: **\$175,000.00**

DESCRIPTION:

On April 16, 2014, City Commission approved two-year contracts with Madsen-Barr Corp. as primary vendor and D.S. Eakins as secondary vendor. These Contracts provide for emergency repair services for pipes.

The Contracts allowed for three (3) additional one-year renewal options with the same prices, terms and conditions. On March 1, 2016, City Commission approved the first one-year renewal option with both vendors. On April 18, 2017, City Commission approved the second one-year renewal option with both vendors. Madsen-Barr has agreed to renew the Contract for the final one-year renewal option thru 2019. D.S. Eakins declined to renew.

REQUESTING DEPARTMENT: HUMAN RESOURCES AND RISK MANAGEMENT

DEPARTMENT CONTACT: JULIE OLDBURY

TERM: April 1, 2018 to March 31, 2019

SOURCE FOR PURCHASE: City RFP No. 033-1710-15/JMA

ACCOUNT NUMBER: 522-1710-519-4502.

VENDOR(S): GEHRING GROUP; ARTHUR J. GALLAGHER RISK MGMT. SERVICES

ANNUAL EXPENDITURE: \$75,000.00

DESCRIPTION:

On March 4, 2014, City Commission approved three-year Agreements with Arthur J. Gallagher Risk Management Services and Gehring Group, Inc. These Agreements provide for insurance broker services for the City's property and casualty program. .

The Agreements allowed for two (2) additional one-year renewal options at the same terms and conditions. On April 18, 2017, City Commission approved the first one-year renewal option with both vendors. Arthur J. Gallagher Risk Management Services and Gehring Group, Inc. have agreed to renew the Agreements for the final one-year renewal option thru 2019.

The City of Boynton Beach



Finance/Procurement Services
100 E. Boynton Beach Boulevard
P.O. Box 310
Boynton Beach, Florida 33425-0310
Telephone No: (561) 742-6310
FAX: (561) 742-6316

March 12, 2018

Judith A. Arenz, Sr. Vice President
Arthur J. Gallagher Risk Management Services, Inc.
2255 Glades Road, Suite 200E
Boca Raton, FL 33431
VIA EMAIL TRANSMITTAL TO: judy_arenz@aig.com

RE: "RFP FOR A THREE YEAR CONTRACT FOR INSURANCE BROKER SERVICES"
RFP No.: 033-1710-14/JMA
CURRENT CONTRACT PERIOD: APRIL 1, 2017 THRU MARCH 31, 2018

Dear Ms. Arenz:

The subject RFP for "INSURANCE BROKER SERVICES" will expire on March 31, 2018. This RFP allows for one (1) additional one-year renewal under the same prices, terms and conditions. The City of Boynton Beach would like to renew this contract with Arthur J. Gallagher Risk Mgmt. Svcs. for the final one-year renewal term under the same prices, terms and conditions.

Please indicate your response on the following page and return it via email to triestmani@bbfl.us at your earliest convenience. If you should have any questions, please do not hesitate to contact Ilyse Triestman, Purchasing Manager at (561) 742-6322. Thank you.

Sincerely,

A handwritten signature in black ink that reads "Tim W. Howard".

Tim W. Howard
Assistant City Manager - Administration
Director of Financial Services

cc: Julie Oldbury, Director of Human Resources and Risk Management
File

The City of Boynton Beach



Finance/Procurement Services
100 E. Boynton Beach Boulevard
P.O. Box 310
Boynton Beach, Florida 33425-0310
Telephone No: (561) 742-6310
FAX: (561) 742-6316

"RFP FOR A THREE YEAR CONTRACT FOR INSURANCE BROKER SERVICES"

RFP No.: 033-1710-14/JMA

CONTRACT RENEWAL PERIOD: APRIL 1, 2018 THRU MARCH 31, 2019

Yes, I agree to renew the existing agreement with the same Terms and Conditions for the renewal period of April 1, 2018 thru March 31, 2019.

No, I do not wish to renew the agreement for the following reason(s): _____

ARTHUR J. GALLAGHER RISK MGMT. SVCS.

NAME OF COMPANY

JUDITH ARENZ

NAME OF REPRESENTATIVE
(Please print)

3/13/18

DATE

Judith Arenz

SIGNATURE

AREA SR. V P.

TITLE

561-998-6780

(AREA CODE) TELEPHONE NUMBER

JUDY_ARENZ@ATG.COM

E-MAIL ADDRESS

The City of Boynton Beach



Finance/Procurement Services
100 E. Boynton Beach Boulevard
P.O. Box 310
Boynton Beach, Florida 33425-0310
Telephone No: (561) 742-6310
FAX: (561) 742-6316

March 12, 2018

Kurt Gehring, President and CEO
Gehring Group
11505 Fairchild Gardens Avenue. Suite 202
Palm Beach Gardens, FL 33410
VIA EMAIL TRANSMITTAL TO: cindy.thompson@gehringgroup.com

RE: "RFP FOR A THREE YEAR CONTRACT FOR INSURANCE BROKER SERVICES"
RFP No.: 033-1710-14/JMA
CURRENT CONTRACT PERIOD: APRIL 1, 2017 THRU MARCH 31, 2018

Dear Mr. Gehring:

The subject RFP for "INSURANCE BROKER SERVICES" will expire on March 31, 2018. This RFP allows for one (1) additional one-year renewal under the same prices, terms and conditions. The City of Boynton Beach would like to renew this contract with Gehring Group for the final one-year renewal term under the same prices, terms and conditions.

Please indicate your response on the following page and return it via email to triestmani@bbfl.us at your earliest convenience. If you should have any questions, please do not hesitate to contact Ilyse Triestman, Purchasing Manager at (561) 742-6322. Thank you.

Sincerely,



Tim W. Howard
Assistant City Manager - Administration
Director of Financial Services

cc: Julie Oldbury, Director of Human Resources and Risk Management
File

The City of Boynton Beach



Finance/Procurement Services
100 E. Boynton Beach Boulevard
P.O. Box 310
Boynton Beach, Florida 33425-0310
Telephone No: (561) 742-6310
FAX: (561) 742-6316

“RFP FOR A THREE YEAR CONTRACT FOR INSURANCE BROKER SERVICES”

RFP No.: 033-1710-14/JMA

CONTRACT RENEWAL PERIOD: APRIL 1, 2018 THRU MARCH 31, 2019

Yes, I agree to renew the existing agreement with the same Terms and Conditions for the renewal period of April 1, 2018 thru March 33, 2019.

No, I do not wish to renew the agreement for the following reason(s): _____

GEHRING GROUP

NAME OF COMPANY

KURT GEHRING

NAME OF REPRESENTATIVE
(Please print)

MARCH 12, 2018

DATE

SIGNATURE

CEO

TITLE

561-626-6797

(AREA CODE) TELEPHONE NUMBER

kurt.gehring@gehringgroup.com / cindy.thompson@gehringgroup.com

E-MAIL ADDRESS

The City of Boynton Beach



Finance/Procurement Services
100 E. Boynton Beach Boulevard
P.O. Box 310
Boynton Beach, Florida 33425-0310
Telephone No: (561) 742-6310
FAX: (561) 742-6316

February 27, 2018

Scott Ellsworth, President
LINE-TEC INC.
241 NW 18th Street
Delray Beach, FL 33444
VIA ELECTRONIC TRANSMITTAL TO: scott@linetecinc.com

REF: BID: "BACKFLOW PREVENTION DEVICE INSPECTION, TESTING AND REPAIR SERVICES"; BID No: 033-2821-15/JMA

CURRENT BID TERM: APRIL 8, 2017 THROUGH APRIL 7, 2018

Dear Mr. Ellsworth:

The current bid term for "Backflow Prevention Device Inspection, Testing and Repair Services" with Line-Tec expires April 7, 2018. The City of Boynton Beach has been very happy with Line-Tec's performance and would like to renew the Bid under the same terms, conditions and rates for an additional year as allowed per the Bid documents.

Please indicate your response on the following page and return it to Ilyse Triestman, Purchasing Manager via email to: triestmani@bbf.us. If you should have any questions, please do not hesitate to contact me at (561) 742-6010.

Sincerely,

Tim W. Howard
Assistant City Manager - Administration
Director of Financial Services

cc: Chris Roschek, Utilities Manager of Engineering
Patricia Kellner, Utilities Administrative Assoc.
Taralyn Pratt, Contract Coordinator
File

The City of Boynton Beach



Finance/Procurement Services
100 E. Boynton Beach Boulevard
P.O. Box 310
Boynton Beach, Florida 33425-0310
Telephone No: (561) 742-6310
FAX: (561) 742-6316

BID: "BACKFLOW PREVENTION DEVICE INSPECTION, TESTING AND REPAIR SERVICES"

BID No: 033-2821-15/JMA

Agreement between the CITY OF BOYNTON BEACH and LINE-TEC, INC.

BID RENEWAL PERIOD: APRIL 8, 2018 THROUGH APRIL 7, 2019



Yes, I agree to renew the existing Agreement under the same Terms, Conditions and Pricing for an additional year.

No, I do not wish to renew the Agreement for the following reason(s): _____

LINE-TEC, INC.

NAME OF COMPANY

Scott Elksworth

NAME OF AUTHORIZED REPRESENTATIVE
(Please print)

3/1/18

DATE

Scott@linstec.com

E-MAIL ADDRESS

AUTHORIZED SIGNATURE

President

TITLE

561-279-1032

(AREA CODE) TELEPHONE NUMBER

The City of Boynton Beach



Finance/Procurement Services
100 E. Boynton Beach Boulevard
P.O. Box 310
Boynton Beach, Florida 33425-0310
Telephone No: (561) 742-6310
FAX: (561) 742-6316

BID: "REPAIRS AND EMERGENCY SERVICES FOR WATER DISTRIBUTION
WASTEWATER COLLECTION AND STORM WATER UTILITY SYSTEMS"

BID No: 026-2821-14/JMA

Agreement between the City of Boynton Beach, and MADSEN-BARR CORPORATION:

Bid Renewal Period: APRIL 16, 2018 TO APRIL 15, 2019

Yes, I agree to renew the existing bid under the same Terms and Conditions and pricing for an additional year.

No, I do not wish to renew the agreement for the following reason(s): _____

MADSEN-BARR CORPORATION

JOHN BARR

NAME OF AUTHORIZED REPRESENTATIVE
(please print)

FEBRUARY 20, 2013

DATE

E-MAIL: madsenbarr@earthlink.net


SIGNATURE

PRESIDENT

TITLE

561-753-6363

(AREA CODE) TELEPHONE NUMBER



John Barr
President

MADSEN /BARR CORPORATION

Engineering Contractors • Sewer • Water • Drainage

Broward: (954) 489-7773

Palm Beach: (561) 753-6363

Fax: (561) 753-6382

Email: madsenbarr@earthlink.net

12113 Indian Mound Road
Weston, Florida 33412
Page 141 of 588



CITY OF BOYNTON BEACH AGENDA ITEM REQUEST FORM

COMMISSION MEETING DATE: 3/20/2018

REQUESTED ACTION BY COMMISSION: Accept the written report to the Commission for purchases over \$10,000 for the month of February 2018.

EXPLANATION OF REQUEST:

Per Ordinance No.01-66, Chapter 2, Section 2-56.1 Exceptions to competitive bidding, Paragraph b, which states: "Further, the City Manager, or in the City Manager's absence, the Acting City Manager is authorized to execute a purchase order on behalf of the City for such purchases under the \$25,000 bid threshold for personal property, commodities, and services, or \$75,000 for construction. The City Manager shall file a written report with the City Commission at the second Commission meeting of each month listing the purchase orders approved by the City Manager, or Acting City Manager. Below is a list of the purchases for February 2018:

<u>Purchase Order</u>	<u>Vendor</u>	<u>Amount</u>
180720	Talley Walker Services, Inc.	\$ 44,890.00
180726	Inflatable Boat Pro, Inc.	\$ 10,772.00
180727	Kaman	\$ 16,242.25
180736	Lou's Police & Security Equip	\$ 13,300.00
180759	South Fl. Emergency Vehicles	\$ 12,975.00
180760	Stokes Mech Contractor Inc	\$ 22,100.00
180761	Meridian IT, Inc.	\$ 12,426.00
180762	Kaman	\$ 19,399.44
180763	Superion, LLC	\$ 14,100.00
180771	Marine Engineering & Construction	\$ 15,000.00

HOW WILL THIS AFFECT CITY PROGRAMS OR SERVICES? ? Ordinance No.01-66, Chapter 2, Section 2-56.1 assists departments in timely procurement of commodities, services, and personal property. Administrative controls are in place with the development of a special processing form titled "Request for Purchases over \$10,000" and each purchase request is reviewed and approved by the Department Director, Finance Department, and City Manager.

FISCAL IMPACT: Budgeted This Ordinance provides the impact of reducing paperwork by streamlining processes within the organization. This allows administration to maintain internal controls for these purchases, reduce the administrative overhead of processing for approval, and allow for making more timely purchases.

ALTERNATIVES: None.

STRATEGIC PLAN:

STRATEGIC PLAN APPLICATION:

CLIMATE ACTION: No

CLIMATE ACTION DISCUSSION:

Is this a grant? No

Grant Amount:

ATTACHMENTS:

Type	Description
<input type="checkbox"/> Attachment	Purchases over \$10,000 Backup - Feb 2018



**CITY OF BOYNTON BEACH
APPROVED REQUESTS FOR PURCHASES OVER \$10,000
FOR FEBRUARY 2018**

1. Vendor: Talley Walker Services	Purchase Amount: \$44,890.00
Requesting Department: Public Works	Contact Person: Gail Mootz
	Date: 2/7/18
Brief Description of Purchase: Emergency repairs to the riser room ceiling at the Senior Center; Replace ceiling tiles, install new ones, replace wallboard ceiling & make repairs to the exterior to prevent access by wild animals.	
Source for Purchase: Emergency Purchase	Fund Source: 522-1710-519-49-19
2. Vendor: Inflatable Boat Pro, Inc.	Purchase Amount: \$10,772.00
Requesting Department: Public Works	Contact Person: Bill Darty
	Date: 2/8/18
Brief Description of Purchase: Police Marine Unit 8612 needs to have the inflatable pontoons replaced which cost \$10,772. This vessel is over 10 years old and by replacing these it should give the Police another 5-10 years of use compared to spending over \$100,000 for a new vessel.	
Source for Purchase: Three Written Quotes	Fund Source: 501-2516-519-46-31
3. Vendor: Kaman	Purchase Amount: \$16,242.25
Requesting Department: Utilities	Contact Person: Jim Hart
	Date: 2/8/18
Brief Description of Purchase: Repairs for pumps at Lift Station (Spares).	
Source for Purchase: Sole Source	Fund Source: 401-2816-536-46-51
4. Vendor: Lou's Police & Security Equipment	Purchase Amount: \$13,300.00
Requesting Department: Police	Contact Person: Scott Staley
	Date: 2/13/18
Brief Description of Purchase: Purchase of new 9mm handguns & trade in of old .40cal handguns.	
Source for Purchase: Three Written Quotes	Fund Source: 001-2111-521-52-51
5. Vendor: South Fl. Emergency Vehicles	Purchase Amount: \$12,975.00
Requesting Department: Fire	Contact Person: Deputy Chief Clemons
	Date: 2/22/18
Brief Description of Purchase: Ladder service on Sutphen Ladders.	
Source for Purchase: Sole Source	Fund Source: 001-2210-522-46-31

6. Vendor: Stokes Mech Contractor Inc	Purchase Amount: \$22,100.00
Requesting Department: Public Works	Contact Person: Gail Mootz
	Date: 2/22/18
Brief Description of Purchase: Replace existing HVAC coil at Fire Station #3.	
Source for Purchase: Three Written Quotes	Fund Source: 303-4127-522-64-18 GG1851
7. Vendor: Meridian IT Inc	Purchase Amount: \$12,426.00
Requesting Department: ITS	Contact Person: Marty Stevens
	Date: 2/22/18
Brief Description of Purchase: Purchase of FatPipe WARP load balancing equipment. This equipment is needed to provide the load-balancing for both inbound & outbound network traffic with the redundant internet connection.	
Source for Purchase: Three Written Quotes	Fund Source: 001-1510-513-64-15 - \$9,522.00 001-1510-513-46-22 - \$2,904.00
8. Vendor: Kaman	Purchase Amount: \$19,399.44
Requesting Department: Materials & Distribution	Contact Person: Mike Dauta
	Date: 2/22/18
Brief Description of Purchase: Purchase pumps for stock to be used for City's lift stations.	
Source for Purchase: Piggyback PBC Contract #15005	Fund Source: 502-0000-141-01-00
9. Vendor: Superior, LLC	Purchase Amount: \$14,100.00
Requesting Department: ITS	Contact Person: Marty Stevens
	Date: 2/22/18
Brief Description of Purchase: Superior interface Fusion is a "gateway" product to allow, in a more efficient way, 3rd party entities access to the Superior database for business purposes. Fusion allows real-time or "live" information transfers and will be utilized by our 3rd party vendor Bill2Pay for bill presentation, payment processing and IVR information.	
Source for Purchase: Sole Source	Fund Source: 401-2821-536-46-91
10. Vendor: Marine Engineering & Construction	Purchase Amount: \$15,000.00
Requesting Department: Recreation	Contact Person: Wally Majors
	Date: 2/26/18
Brief Description of Purchase: Channel Markers for Harvey E. Oyer Park.	
Source for Purchase: Three Written Quotes	Fund Source: 302-4108-580-49-17 RP1803

**PURCHASE ORDER
CITY OF BOYNTON BEACH, FLORIDA**

PROCUREMENT SERVICES DEPARTMENT
100 EAST BOYNTON BEACH BOULEVARD
P.O. BOX 310
BOYNTON BEACH, FLORIDA 33425-0310

P.O. #: 180720
DATE: 02/07/18

VENDOR 10833


TO: TALLEY WALKER SERVICES, INC.
5208 PALM WAY
LAKE WORTH, FL 33463

SHIP TO:
City of Boynton Beach
PUBLIC WORKS DEPARTMENT
222 N.E. 9TH AVENUE
BOYNTON BEACH, FL 33435

REQUISITION NO. 70567	ORDERING DEPARTMENT: FACILITIES/AGGA	INQUIRIES REGARDING PURCHASE ORDER CALL (561)742-6310
DATE NEEDED:	COMMISSION APPROVED:	

LINE#	QUANTITY	UOM	ITEM NO. AND DESCRIPTION	UNIT COST	EXTENDED COST
1	44890.00	DL	RISER ROOM EMERGENCY REPAIRS AT SENIOR CENTER	1.0000	44890.00

REMARKS:
EMERGENCY PURCHASE APPROVED BY THE CITY MANAGER
ON 1/8/18
REF: PROPOSAL DATED 11/2/17



PROCUREMENT SERVICES:	<i>JTH 2/7/18</i>	P.O. TOTAL:	44890.00
ACCOUNT NO. 522-1710-519.49-19	PROJECT		



**CITY OF BOYNTON BEACH
REQUEST FOR PURCHASE OVER \$10,000**

Date: 3/2/2018

Requesting Department: Public Works/Facilities Contact Person: Gail Mootz

Explanation for Purchase:

Replace ceiling tiles, installation of new ones, replace wallboard ceiling and make repairs to the exterior to prevent access by wild animals.

Recommended Vendor Tally Walker Services

Dollar Amount of Purchase \$44,890.00

Source for Purchase (check and attach backup materials):

Three Written Quotations	<input checked="" type="checkbox"/>	GSA	<input type="checkbox"/>
State Contract	<input type="checkbox"/>	PRIDE/RESPECT	<input type="checkbox"/>
SNAPS	<input type="checkbox"/>	Sole Source	<input type="checkbox"/>
Piggy-Back	<input type="checkbox"/>	Budgeted Item	<input type="checkbox"/>
Emergency Purchase	<input type="checkbox"/>	Other	<input type="checkbox"/>

Contract Number: _____

NOTE: Pricing proposal for purchase must be presented in the same detail contained within the contract.

Fund Source for Purchase:

522-1710-519-49.19

Approvals:

Department Head	<u>[Signature]</u>	Date	<u>3/5/18</u>
Purchasing Agent	<u>[Signature]</u>	Date	<u>3/5/18</u>
Asst City Manager	_____	Date	_____
City Manager	<u>[Signature]</u>	Date	<u>3/5/18</u>

Form Revised 02/01/02

PURCHASE REQUISITION NBR: 0000070567

REQUISITION BY: FACILITIES/AGGA

STATUS: DEPT APPROVAL

SHIP TO LOCATION: PUBLIC WORKS

REASON: RISER ROOM EMERGENCY REPAIRS AT SENIOR CENTER

LINE NBR DESCRIPTION

DATE: 1/11/18
DELIVER BY DATE: 1/12/18

1 RISER ROOM EMERGENCY REPAIRS AT SENIOR CENTER
COMMODITY: MISCELLANEOUS SERVICES
SUBCOMMOD: INSTALLATION NOT CLASSIFI

QUANTITY UOM UNIT COST EXTEND COST
44890.00 DL 1.0000 44890.00

VENDOR PART NUMBER

REQUISITION TOTAL: 44890.00

REQUISITION QUOTES

SELECTED VENDOR: 44890.0000
10833 TALLEY WALKER SERVICES, INC.
47500.0000
14283 ANZCO, INC.
47680.0000
16907 HOMRICH CORPORATION

ACCOUNT INFORMATION

LINE # ACCOUNT 52217105194919 OTHER CURRENT CHGS
1 SELF INSURD LOSS-PROPERTY

PROJECT

100.00 %

AMOUNT 44890.00

AMOUNT 44890.00

REQUISITION IS IN THE CURRENT FISCAL YEAR.

REQUISITION COMMENTS:

EMERGENCY REPAIRS TO THE RISER ROOM CEILING AT THE SENIOR CENTER WHICH CONSISTED OF THE REMOVAL AND REPLACEMENT OF ALL CEILING TILES, INSULATION AND CLEANING OF THE CEILING GRID. ONCE RISER ROOM REPAIRS WERE COMPLETED TERMINIX PLACED ADDITIONAL TRAPS ALONG THE OUTSIDE PERIMETER AND SNAP TRAPS IN THE CEILING TO LESSON THE CRITTER POPULATION INSIDE THE BUILDING. FACILITIES ALSO MADE TEMPORARY REPAIRS TO THE EXTERIOR OF THE BUILDING TO FURTHER LESSEN ANY CRITTER INTRUSION UNTIL THE ADDITIONAL NECESSARY REPAIRS CAN BE MADE.

APPROVALS

City Manager [Signature] Date 2/6/18
Finance Dept. [Signature] Date 2/6/18
Risk Manager [Signature] Date 2-7-18
City Attorney [Signature] Date

271/26/18

PURCHASE REQUISITION NBR: 0000070567

REQUISITION BY: FACILITIES/AGGA

STATUS: DEPT APPROVAL

SHIP TO LOCATION: PUBLIC WORKS

REASON: RISER ROOM EMERGENCY REPAIRS AT SENIOR CENTER

DATE: 1/11/18

SUGGESTED VENDOR: 10833 TALLEY WALKER SERVICES, INC.

DELIVER BY DATE: 1/12/18

LINE NBR DESCRIPTION

QUANTITY UOM UNIT COST EXTEND COST VENDOR PART NUMBER

1 RISER ROOM EMERGENCY REPAIRS AT SENIOR CENTER
COMMODITY: MISCELLANEOUS SERVICES
SUBCOMM: INSTALLATION NOT CLASSIFI

44890.00 DL 1.0000 44890.00

REQUISITION TOTAL: 44890.00

REQUISITION QUOTES

SELECTED VENDOR: 44890.0000 VENDOR NAME: 10833 TALLEY WALKER SERVICES, INC.
47500.0000 ANZCO INC.
47680.0000 16907 HOMRICH CORPORATION

ACCOUNT INFORMATION

LINE # ACCOUNT
1 52217105194919

OTHER CURRENT CHGS
SELF INSURD LOSS-PROPERTY

PROJECT
100.00 %

AMOUNT
44890.00

44890.00

REQUISITION IS IN THE CURRENT FISCAL YEAR.

REQUISITION COMMENTS:

EMERGENCY REPAIRS TO THE RISER ROOM CEILING AT THE SENIOR CENTER WHICH CONSISTED OF THE REMOVAL AND REPLACEMENT OF ALL CEILING TILES, INSULATION AND CLEANING OF THE CEILING GRID. ONCE RISER ROOM REPAIRS WERE COMPLETED, TERMINIX PLACED ADDITIONAL TRAPS ALONG THE OUTSIDE PERIMETER AND SNAP TRAPS IN THE CEILING TO LESSON THE CRITTER POPULATION INSIDE THE BUILDING. FACILITIES ALSO MADE TEMPORARY REPAIRS TO THE EXTERIOR OF THE BUILDING TO FURTHER LESSEN ANY CRITTER INTRUSION UNTIL THE ADDITIONAL NECESSARY REPAIRS CAN BE MADE.

APPROVALS

City Manager [Signature] Date 2/6/18

Finance Dept. [Signature] Date 2/6/18

Risk Manager _____ Date _____

City Attorney _____ Date _____

27 1/26/18



DEPARTMENT OF PUBLIC WORKS
MEMORANDUM NO. 17-021

RECEIVED
DEC 28 2017
BY: _____

TO: Lori LaVerriere, City Manager
FROM: Gail M. Mootz, Project Supervisor *A*
THROUGH: Jeffrey Livergood, Public Works Director *JL*
DATE: December 27, 2017
SUBJECT: Emergency Repair – Senior Center

*Approved
1/8/18*

On August 21, 2017 during a meeting with the ITS Department (Charles Stevens and Jean Jean-Baptiste) for the installation of an Ethernet drop in the riser room to control the air conditioning systems for the Trane computer module, it was noticed that there was rodent feces and urine above the ceiling tiles and in the insulation.

After my initial assessment of the Riser room ceiling, I made contact with Keyla Miler in the Risk department to explain the situation. At that time approval was given to make the emergency repairs to the riser room ceiling at a cost of \$ 2500.00. The emergency repairs consisted of the removal and replacement all the ceiling tiles, insulation, and cleaning of the ceiling grid. The contractor worked on the repairs over the next 3 days and on August 24, 2017, the riser room repairs were completed. Facilities supplied the contractor with the replacement ceiling tiles and an incident report was filled out.

Once the above riser room repairs were completed and due to the sensitivity of the issue, Terminix placed additional traps along the outside perimeter and snap traps in the ceiling to lessen the critter population inside the building. Facilities staff also made temporary repairs to the exterior of the building to further lessen any critter intrusion until the additional necessary repairs can be made.

Upon completion of the riser room emergency repairs, I spoke with Keyla Miller about obtaining quotes for the remaining ceiling areas in the Senior Center with the following scope of work:

- 1. Removal of all existing acoustical tile, and insulation. Replace only what tile needs replaced in Storage/Riser Room.***

- 2. Disposal of the above materials.**
- 3. Cleaning of existing grid work only, not replacement**
- 4. Repair of drywall ceiling in kitchen**
- 5. Replace 21 soffit vents and repair wood soffit/fascia on West Side of Building.**
- 6. Furnish and install new acoustical ceiling tile, and insulation, using R-19 insulation and Armstrong Tile #1728**
- 7. Work to be performed at night or weekends**
- 8. Painting included for outside wood repair and Kitchen Ceiling Work.**

Three quotes were obtained and along with the "Internal Risk Management Claim Form" were submitted to the risk department on November 3, 2017 for review.

- 1. Talley Walker Service, Inc. - \$ 44,890.00**
- 2. Homrich Corporation - \$ 47,680.00**
- 3. Anzco, Inc. - \$ 47,500.00**

With the costs ranging from \$44,890 - \$47,680 policy dictates this repair should go through the formal bid process. However, with the continuing threat of property damage and the welfare and safety of the guests I would like to request your approval of an emergency repair of \$ 44,890.00 to the interior and exterior of the Senior Center.

Cc: Colin Groff, Assistant City Manager
Tim Howard, Assistant City Manager
Jeffrey Livergood, Public Works Director
Julie Oldbury, Director of Human Resources and Risk Management
Kevin Ramsey, Facilities Manager, Sr. Project Manager.



INTERNAL RISK MANAGEMENT CLAIM FORM

Incident Number: _____

Requestor Name and Title: Gail Mootz, Project Supervisor

Department: Public Works

Division: Facilities

List Items for Replacement or Repair and Estimated Cost for Each Item:

See attached quote from Talley Walker Services, Inc for the construction work to be provided at the Senior Center in the amount \$44,890.00. The attached 3 quotes were obtained using the City of Boynton Beach procurement policy and procedure.

TOTAL ESTIMATED COST OF REPLACEMENT OR REPAIR: \$ 44,890.00

Describe Replacement or Repair Plan and Procurement Methodology:

See attached quote for Talley Walker Services, Inc. in the amount of \$44,890.00.

Submit Form

Request Denied RM Signature: _____ Date: _____

Initial Approval Amount: \$ _____ RM Signature: _____ Date: _____

Adjusted Approval Amount: \$ _____ RM Signature: _____ Date: _____

Final Approval Amount: \$ _____ RM Signature: _____ Date: _____

Risk Authorized Signature: _____ **Date:** _____

Date Rec'd: Received All Required Documentation for Processing Request: _____

SIR received

121/PO received

Contract received (if applicable)

Memo received (if applicable)

Invoices and receipts received

Date sent to Finance for Processing: _____

Account #: 522-1710-519-49-19

11/2/17

PROPOSAL

Talley Walker Services Inc.
5208 Palm Way
Lake Worth FL. 33463
561-719-3101

LIC# CGC-060030

To: City of Boynton Beach
100 E. Boynton Beach Blvd.
PO Box 310
Boynton Beach FL. 33425

Att: Gail Mootz

Project: Senior Center

Provide supervision, labor, equipment and materials to perform the following:

- 1. Removal of all existing acoustical tile, and insulation. Replace only what tile needs replaced in Storage/Riser Room.*
- 2. Disposal of the above materials. Dumpsters will be needed and supplied by TWS.*
- 3. Cleaning of existing grid work only, not replacement*
- 4. Repair of drywall ceiling in kitchen*
- 5. Replace 21 soffit vents and repair wood soffit/fascia on West Side of Building.*
- 6. Furnish and install new acoustical ceiling tile, and insulation, using R-19 insulation and Armstrong Tile #1728*
- 7. Work to be performed at night or weekends*
- 8. Painting included for outside wood repair and Kitchen Ceiling Work.*
- 9. Exclusions: Contractor not responsible for permit nor impact fees."*

\$44,890.00 Total

All work is guaranteed to be as specified. All work to be completed in a workmanlike manner according to standard practices. Any alteration or deviation from above specifications involving extra costs, will be executed only upon written orders, and will become an extra charge over and above the estimate.

PROPOSAL

Anzco Inc.

9671 Carousel Circle South
Boca Raton, Fl. 33434
1009 NW 31st Ave
Pompano Beach, Fl. 33069
Office: 561-488-0822
Fax: 561-807-7224
Mobil: 561-699-3602
Email: jzak@anzcoinc.com
CGC 1518065



Date: 9/4/17
QUOTE NO. 9417

Project - Boynton Beach Senior Center 1021 So. Federal Highway Boynton Beach

Drawings: A-2 and jobsite visit

Attention: Gail Mootz

Dear Gail,

We propose to furnish supervision, labor, and equipment and materials to perform the following scope of work:

Building square footage approx. 11000 sf

1. Removal of existing acoustical tile/drywall and insulation
2. Disposal of the above materials
3. Cleaning of existing grid work
4. Repair of drywall ceiling
5. Patch existing exterior openings and vents
6. Furnish and install new acoustical ceiling/insulation/drywall
7. Daily clean-up
8. Work to be performed at night or weekends

Total Estimated costs

\$47,500.00

PROPOSAL

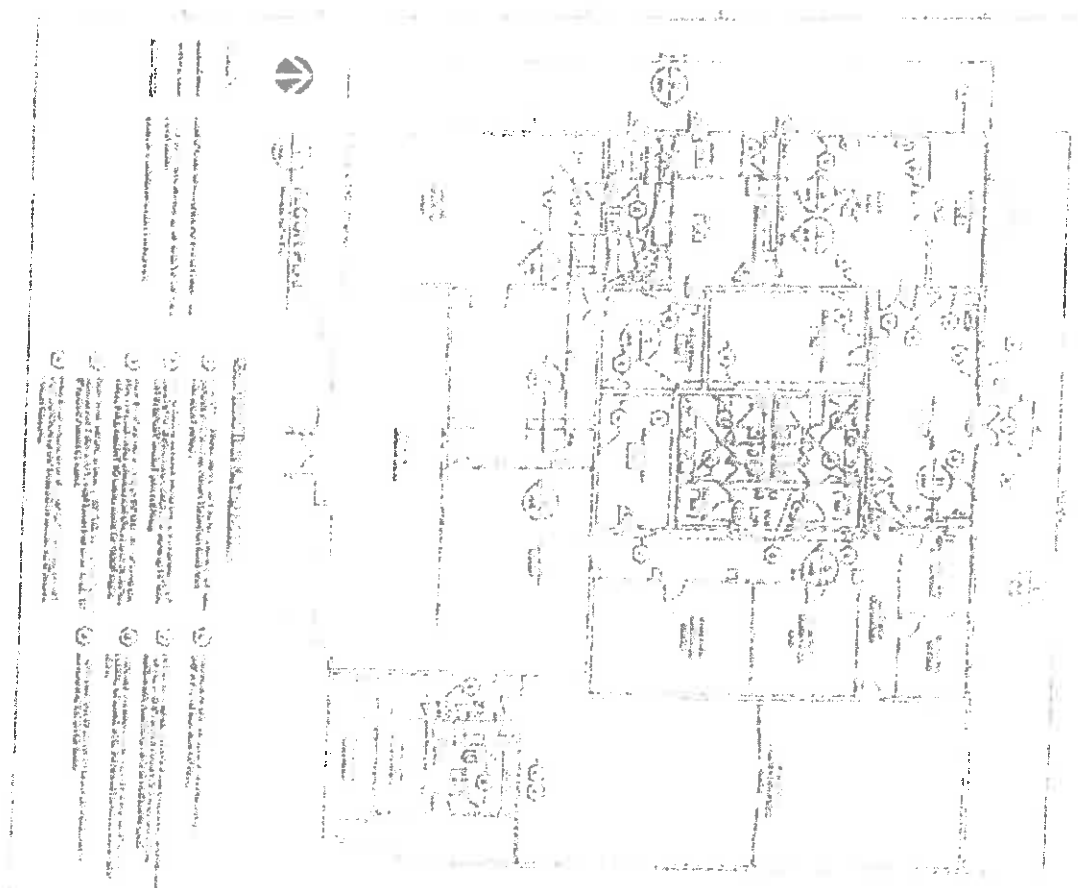
EXCLUSIONS: permit and impact fees

Schedule 30 days

If there are any questions please do not hesitate to call.


Sincerely yours,

John B. Zak



1. The building is a two-story structure with a total area of approximately 10,000 square feet. The ground floor consists of a large open-plan area, a kitchen, a dining area, and a living area. The second floor is divided into several rooms, including a bedroom, a bathroom, and a study. The building is located on a corner lot and is surrounded by other residential structures.

2. The building is a two-story structure with a total area of approximately 10,000 square feet. The ground floor consists of a large open-plan area, a kitchen, a dining area, and a living area. The second floor is divided into several rooms, including a bedroom, a bathroom, and a study. The building is located on a corner lot and is surrounded by other residential structures.




SIGNAGE

2014.10.07.13

2014.10.07.13

2014.10.07.13

REFLECTED CEILING PLAN - PHASE 1



LEGEND

- 1. 1' x 1' Grid
- 2. 2' x 2' Grid
- 3. 4' x 4' Grid
- 4. 6' x 6' Grid
- 5. 8' x 8' Grid
- 6. 10' x 10' Grid
- 7. 12' x 12' Grid
- 8. 14' x 14' Grid
- 9. 16' x 16' Grid
- 10. 18' x 18' Grid
- 11. 20' x 20' Grid
- 12. 22' x 22' Grid
- 13. 24' x 24' Grid
- 14. 26' x 26' Grid
- 15. 28' x 28' Grid
- 16. 30' x 30' Grid
- 17. 32' x 32' Grid
- 18. 34' x 34' Grid
- 19. 36' x 36' Grid
- 20. 38' x 38' Grid
- 21. 40' x 40' Grid
- 22. 42' x 42' Grid
- 23. 44' x 44' Grid
- 24. 46' x 46' Grid
- 25. 48' x 48' Grid
- 26. 50' x 50' Grid
- 27. 52' x 52' Grid
- 28. 54' x 54' Grid
- 29. 56' x 56' Grid
- 30. 58' x 58' Grid
- 31. 60' x 60' Grid
- 32. 62' x 62' Grid
- 33. 64' x 64' Grid
- 34. 66' x 66' Grid
- 35. 68' x 68' Grid
- 36. 70' x 70' Grid
- 37. 72' x 72' Grid
- 38. 74' x 74' Grid
- 39. 76' x 76' Grid
- 40. 78' x 78' Grid
- 41. 80' x 80' Grid
- 42. 82' x 82' Grid
- 43. 84' x 84' Grid
- 44. 86' x 86' Grid
- 45. 88' x 88' Grid
- 46. 90' x 90' Grid
- 47. 92' x 92' Grid
- 48. 94' x 94' Grid
- 49. 96' x 96' Grid
- 50. 98' x 98' Grid
- 51. 100' x 100' Grid

GEORGE W. DENISON
 ARCHITECTS
 1000 N. W. 10th Ave.
 Suite 1000
 Ft. Lauderdale, FL 33304
 Phone: (954) 561-1111
 Fax: (954) 561-1112
 www.denisonarchitects.com

BOYNTON BEACH SENIOR CENTER
 CITY OF BOYNTON BEACH
 1000 N. W. 10th Ave.
 Ft. Lauderdale, FL 33304

HOMRICH CORPORATION

Licensed General Contractors

5507 43rd Avenue S., Lake Worth, FL 33463, gehomrich@gmail.com 561-267-4322

PROPOSAL

Project: Boynton Beach Senior Center 1021 S. Federal Highway,
Boynton Beach

October 23, 2017

Homrich Corporation will provide supervision, labor, equipment and materials to perform the following:

Scope of work:

1. Removal of existing acoustical tile, drywall and insulation
2. Disposal of the above materials
3. Cleaning of existing grid work *only, not replacement*
4. Repair of drywall ceilings *as needed and replace drywall ceiling in kitchen*
5. Patch existing exterior openings and vents
6. Furnish and install new acoustical ceiling tile, insulation and drywall, *using R-19 insulation and Armstrong Tile #1728*
7. Work to be performed at night or weekends
8. Exclusions: Contractor not responsible for permit nor impact fees

Homrich Corporation's fee for services listed above will be **\$47,660.**

50% payment due upon completion of all drywall work and commencement of acoustic ceiling work.

Final 50% payment due upon completion of project.

Full payment due within 30 days of completion of work.

Sincerely,

George Homrich
Homrich Corporation



SUPERVISOR'S INCIDENT REPORT FORM

Check All That Apply:

Employee Non-Employee City Property Non-City Property Injury Incident "Near Miss"

MVA Vehicle #: N/A Police Report #: N/A

General Information:

Last Name: Mootz First Name: Gail M.

Date: Aug 21, 2017 Time: 10:00am Location: Senior Center

If Employee:

Department: Public Works Employee #: 3906 Supervisor: Gail Mootz

If Minor Child:

Date of Birth: _____ Name of Parent Notified: _____

Incident Logistics:

Description of Incident (please list contributing factors is to the cause of the incident i.e. Environmental, Design, Systems & Procedures, Human Behavior, Weather, Conditions, etc.):

On the morning of Monday, August 21, 2017 at approx. 10:00 I met Charles Stevens and Jean Jean-Baptiste at the Senior Center to install/relocate an Ethernet drop in the riser room to the adjacent mechanical room. During Charles and Jean's investigation as to the how the Ethernet connection will occur, Charles removed an acoustical ceiling tile and there was a strong order of urine and mouse/rat feces.

Name of HR/RM representative notified: Keyla Miller

Date: Aug 23, 2017

Name of Witness: Charles Stevens / Jean Jean-Baptiste

Phone #: N/A

- Were Photos taken? (If so, please attach) Yes No N/A
- Was the proper Personal Protective Equipment (PPE) being worn at the time of incident? Yes No N/A
- If vehicle accident, has employee taken Defensive Driver's Training in the last 12 months? Yes No N/A
- If vehicle accident, has vehicle been inspected by Fleet Maintenance? Yes No N/A
- Did the involved person(s) require emergency medical treatment and/or transportation? Yes No N/A
- Was the employee trained for this task? Yes No N/A

If Worker's Compensation:

- I **DID** seek medical treatment with proper authorization from Risk Management.
- I **DID NOT** seek medical treatment for my injuries at this time. If I decide to seek treatment at a later date for this incident, I understand that I need to call 561-742-OOPS (6677) for proper authorization.

Employee Statement

On the morning of Monday, August 21, 2017 at approx. 10:00 I met Charles Stevens and Jean Jean-Baptiste at the Senior Center to install/relocate an Ethernet drop in the riser room to the adjacent mechanical room. During Charles and Jean's investigation as to the how the Ethernet connection will occur, Charles removed an acoustical ceiling tile and there was a strong order of urine and mouse/rat feces.

Employee Signature: _____ Date: _____

If applicable, this incident may be reviewed by the Incident Review Board. If I do not agree with the determination, I do have the right to appeal the result. I understand that if I have sustained an injury and/or illness due to this incident, I am required to report it immediately to my supervisor so that I can be treated at a facility authorized by the City's Worker's Compensation insurance. I further understand that I am responsible for reporting injuries and/or illnesses to Risk Management by one of the following methods:

Call: 561-742-OOPS (6677)

Email: Risk@bbfl.us

Form prepared by: _____

Date: _____

Lieutenant Signature (PD ONLY): _____

Date: _____

Department Safety Coordinator Signature: _____

Date: _____

Department Director Signature: _____

Date: _____

HR/Risk Representative: _____

Date: _____

Click the submit button below to e-mail this report to Risk Management.
A printed, SIGNED copy of this form must be turned into Risk Management within SEVEN DAYS of the incident.

Enter your e-mail address here to receive a copy of this form: _____

**PURCHASE ORDER
CITY OF BOYNTON BEACH, FLORIDA**

PROCUREMENT SERVICES DEPARTMENT
100 EAST BOYNTON BEACH BOULEVARD
P.O. BOX 310
BOYNTON BEACH, FLORIDA 33425-0310

P.O. #: 180726
DATE: 02/08/18

VENDOR 16412


TO: INFLATABLE BOAT PRO, INC.
1360 HAMMONDVILLE RD
POMPANO, FL 33069

SHIP TO:
City of Boynton Beach
PUBLIC WORKS DEPARTMENT
222 N.E. 9TH AVENUE
BOYNTON BEACH, FL 33435

REQUISITION NO. 70302	ORDERING DEPARTMENT: FLEET/MC	INQUIRIES REGARDING PURCHASE ORDER CALL (561)742-6310
DATE NEEDED:	COMMISSION APPROVED:	

LINE#	QUANTITY	UOM	ITEM NO. AND DESCRIPTION	UNIT COST	EXTENDED COST
1	10325.00	DL	RE-TUBE	1.0000	10325.00
2	447.00	DL	MISC ITEMS	1.0000	447.00

REMARKS:
Police Marine Unit 8612
Ref: Estimate No. 1821



PROCUREMENT SERVICES:	<i>[Signature]</i>	P.O. TOTAL:	10772.00
ACCOUNT NO. 501-2516-519.46-31	PROJECT		

**PURCHASE ORDER
CITY OF BOYNTON BEACH, FLORIDA**

PROCUREMENT SERVICES DEPARTMENT
100 EAST BOYNTON BEACH BOULEVARD
P.O. BOX 310
BOYNTON BEACH, FLORIDA 33425-0310

P.O. #: 180726
DATE: 02/08/18

VENDOR 16412

TO: INFLATABLE BOAT PRO, INC.
1360 HAMMONDVILLE RD
POMPANO, FL 33069

SHIP TO:
City of Boynton Beach
PUBLIC WORKS DEPARTMENT
222 N.E. 9TH AVENUE
BOYNTON BEACH, FL 33435

REQUISITION NO. 70302	ORDERING DEPARTMENT: FLEET/MC	INQUIRIES REGARDING PURCHASE ORDER CALL (561)742-6310
DATE NEEDED:	COMMISSION APPROVED:	

LINE#	QUANTITY	UOM	ITEM NO. AND DESCRIPTION	UNIT COST	EXTENDED COST
1	10325.00	DL	RE-TUBE	1.0000	10325.00
2	447.00	DL	MISC ITEMS	1.0000	447.00

REMARKS:
Police Marine Unit 8612
Ref: Estimate No. 1821

PROCUREMENT SERVICES:	<i>John 2/8/18</i>	P.O. TOTAL:	10772.00
ACCOUNT NO. 501-2516-519.46-31		PROJECT	



CITY OF BOYNTON BEACH

REQUEST FOR PURCHASE OVER \$10,000

Date: 11/30/2017

Requesting Department: Public Works/Fleet Contact Person: Bill/Adrianna

Explanation for Purchase:
 Police Marine Unit 8612 needs to have the inflatable pontoons replaced which cost \$10,772.00. This vessel is over 10 years old and by replacing these it should give the Police another 5-10 years of use as compared to spending over \$100,000.00 for a new vessel.

Recommended Vendor Inflatable Boat Pro

Dollar Amount of Purchase \$10,772.00

Source for Purchase (check and attach backup materials):

Three Written Quotations	<input checked="" type="checkbox"/>	GSA	<input type="checkbox"/>
State Contract	<input type="checkbox"/>	PRIDE	<input type="checkbox"/>
SNAPS	<input type="checkbox"/>	RESPECT	<input type="checkbox"/>
Piggy-Back	<input type="checkbox"/>	Sole Source	<input type="checkbox"/>
Emergency Purchase	<input type="checkbox"/>	Other	<input type="checkbox"/>

Contract Number: _____

NOTE: Pricing proposal for purchase must be presented in the same detail contained within the contract.

Fund Source for Purchase:
501-2516-519.46-31

Approvals:

Department Head	Date <u>12/1/17</u>
Purchasing Agent	Date <u>2/13/18</u>
Asst City Manager	Date _____
City Manager	Date <u>2/21/18</u>

Form Revised 02/01/02

PURCHASE REQUISITION NBR: 0000070302
 STATUS: DEPT APPROVAL
 REASON: REPLACE RUBBER INFLATABLE TUBES POLICE BOAT 8612
 SUGGESTED VENDOR: 16412 INFLATABLE BOAT PRO, INC.
 DATE: 11/28/17
 DELIVER BY DATE: 11/29/17

REQUISITION BY: FLEET/MC
 SHIP TO LOCATION: PUBLIC WORKS

LINE NBR	DESCRIPTION	QUANTITY	UOM	UNIT COST	EXTEND COST	VENDOR PART NUMBER
1	RE-TUBE COMMODITY: EQUIP. MAINT. AUTO. TRUCK SUBCOMMOD: BODY WORK & UNDERCOAT FLEET INFORMATION: EQUIPMENT NBR: 08612 REFERENCE NBR: 8612 REPAIR CONTROL NBR: 0086499 JOB ORDER NBR: 00001	10325.00	DL	1.0000	10325.00	

2 MISC ITEMS
COMMODITY: EQUIP. MAINT. AUTO. TRUCK
SUBCOMMOD: BODY WORK & UNDERCOAT
FLEET INFORMATION:
EQUIPMENT NBR: 08612
REFERENCE NBR: 8612
REPAIR CONTROL NBR: 0086499
JOB ORDER NBR: 00001

REQUISITION TOTAL: 10772.00

LINE #	ACCOUNT	PROJECT	AMOUNT
1	50125165194631	REPAIR/MAINTENANCE SRVS.	100.00
2	50125165194631	VEHICLE MAINT. - OTHER	100.00
		REPAIR/MAINTENANCE SRVS.	447.00
		VEHICLE MAINT. - OTHER	10772.00

REQUISITION QUOTES

SELECTED VENDOR: 10772.0000
 VENDOR NAME: INFLATABLE BOAT PRO, INC.
 16412 GEA INFLATABLE BOATS INC.
 SUPREME MARINE, INC.

* See other page
 Net using lowest

ACCOUNT INFORMATION

REQUISITION IS IN THE CURRENT FISCAL YEAR.

*Work being performed at their facility

APPROVALS

City Manager: [Signature] Date: 1/24/18
 Finance Dept: [Signature] Date: 1/24/18
 Risk Manager: [Signature] Date: 2/18/18
 City Attorney: [Signature] Date: _____

PURCHASE REQUISITION NBR: 0000070302

REQUISITION BY: FLEET/MC
SHIP TO LOCATION: PUBLIC WORKS
STATUS: DEPT APPROVAL
REASON: REPLACE RUBBER INFLATABLE TUBES POLICE BOAT 8612
SUGGESTED VENDOR: 16412 INFLATABLE BOAT PRO, INC.
DATE: 11/28/17
DELIVER BY DATE: 11/29/17

LINE NBR	DESCRIPTION	QUANTITY	UOM	UNIT COST	EXTEND COST	VENDOR PART NUMBER
1	RE-TUBE COMMODITY: EQUIP. MAINT. AUTO, TRUCK SUBCOMM: BODY WORK & UNDERCOAT FLEET INFORMATION: EQUIPMENT NBR: 08612 REFERENCE NBR: 8612 REPAIR CONTROL NBR: 0086499 JOB ORDER NBR: 00001	10325.00	DL	1.0000	10325.00	
2	MISC ITEMS COMMODITY: EQUIP. MAINT. AUTO, TRUCK SUBCOMM: BODY WORK & UNDERCOAT FLEET INFORMATION: EQUIPMENT NBR: 08612 REFERENCE NBR: 8612 REPAIR CONTROL NBR: 0086499 JOB ORDER NBR: 00001	447.00	DL	1.0000	447.00	

REQUISITION TOTAL: 10772.00

REQUISITION QUOTES

SELECTED VENDOR:	10772.0000	VENDOR NAME
<i>X See other page</i>	10772.0000	16412 INFLATABLE BOAT PRO, INC.
<i>Not using lowest.</i>	10,667.70	G&A INFLATABLE BOATS INC
	12125.0000	SUPREME MARINE, INC

ACCOUNT INFORMATION

LINE #	ACCOUNT	PROJECT	AMOUNT
1	50125165194631	REPAIR/MAINTENANCE SRVS.	10325.00
2	50125165194631	VEHICLE MAINT. - OTHER	447.00
		REPAIR/MAINTENANCE SRVS.	
		VEHICLE MAINT. - OTHER	
			10772.00

REQUISITION IS IN THE CURRENT FISCAL YEAR.

**Work being performed at their facility*

APPROVALS

City Manager [Signature] Date 11/28/18
 Finance Dept. [Signature] Date 1/24/18
 Risk Manager [Signature] Date _____
 City Attorney [Signature] Date _____

REQUEST FOR OFFICE ASSISTANCE

FROM: Bill Darty

Date: 11/28/2017

70302

***PRIORITY / DATE NEEDED BY:**

Copy Work – Number of Copies: _____ [Double-sided / Collated & Stapled / _____]
Distribution: _____

Type from the attached / transcription tape / email (to be forwarded upon request)

Request for 121/Direct Pay Req. for the attached -
Vendor or Person to be reimbursed:

Account Number: _____

Project No.: _____

Request for Requisition -

Vendor:

Inflatable Boat Pro \$10,772.00

Account Number: 501-2516-519.46-31

Project No.: _____

List Items w/Quantities & Unit Costs on the back of this request.

XX	Quotes (\$500 to \$1,999):	Vendor: Inflatable Boat Pro	Cost: \$10,772.
		Vendor: G&A Inflatable Boats	Cost: \$9,817.70
		Vendor: Supreme Marine	Cost: \$12,125.

- Written Quotes (\$2,000 to \$9,999.99) – Attached.
- Written Quotes (\$10,000 to \$24,999) w/Purchases over \$10,000 Form – Attached.
- Bid/City (Over \$25,000): Bid # _____
- Bid/Other Entity (Over \$25,000): Bid #, Bid Eff. Dates, & Bid Quotes – Attached.

File As: _____

OTHER: _____

Special Instructions:

* Replace rubber inflatable tubes on Police Boat 8612 W/O 86499 job 1. Did not choose low bid due to no warranty offered and our recommended vendor specializes in military and first responder watercraft repairs.

Request completed by: _____ Date completed: _____

Please sign and return this form to the Office Staff's Inbox; feel free to make any comments below.

8612



Inflatable Boat Pro
 1360 D Hammondville Road
 Pompano Beach, FL 33069
 (954)712-1598
 info@inflatableboatpro.com
 www.INFLATABLEBOATPRO.com



ESTIMATE

ADDRESS

Boynton Beach Police

ESTIMATE # 1821

DATE 04/05/2017

ACTIVITY

QTY	RATE	AMOUNT
1	10,325.00	10,325.00T

SERVICES:Re-tube

re-rube re-rube Nautica 22 in Artic Grey. Includes all LABOR and all MATERIALS. Remove old tubes from boat, fabricate new tubes in ORCA 828, and install back on the boat. Includes matching existing features that were standard when the boat was new including all new rub rail, new handles, new life lines, new d-rings, installing your (old) bow and or side steps back on et cetera to match the old boat - excluded are the boat brand logo patches and excludes accessory items such as laser cut hypalon "boat name" patches. If you want this, we will quote this separately. The fit and finish will be as good or actually better than the original when the boat was new. We have years more experience and the material continues to evolve and improve with new technologies. Please note that the time to do the work typically runs 10 to 20 business days. Please plan ahead and notify us so we can meet your time schedule. We use only Pennel and Flipo Orca brand materials. We use ORCA 828 as standard and 866 when requested (quoted at a higher price) - generally by military, police and tow boats. Please visit their website for more details.

PENNEL & FLIPO is made in MOUSCRON - BELGIUM

SOLAS Certificate ISO 15372 ORCA® 828 is PROOFED FABRICS FOR RESCUE BOATS. ORCA 828 : Coated fabrics for professional, military and rescue boat

Base fabric : Polyester High Tenacity 1100 dtex - 990 deniers

SOLAS Certificate ISO 15372 ORCA® 866 is PROOFED FABRIC FOR RESCUE BOATS

ORCA 866 Polyester High Tenacity 1670 dtex - 1500 deniers

Coated fabrics for professional, military and rescue boats.

ORCA® 5 YEARS CONTRACTUAL GUARANTEE

In addition to the legal guarantee, the airtightness of our ORCA®820/828/866/859-fabrics is guaranteed for a duration of 5 years from their manufacturing date **.

In all instances, our contractual guarantee is limited to the replacement of the defective material.

Inflatable Boat Pro Contractual Guarantee

We do not guarantee the fabric. We guarantee our workmanship with regard to adhesion of the seams for 2 years. In the event of a warranty claim with the fabric, ORCA warranty replaces only the defective material and they do not warrant the cost of fabrication of tubes and therefore it is excluded from this guarantee.

MISC ITEMS:MISC ITEMS

BOYNTON BEACH POLICE hypalon patched laser cut and assembled and installed on each side to copy original vessel.

1	447.00	447.00T
---	--------	---------

There is no finer firm to serve your inflatable boat needs and our reputation
is your guarantee!

SUBTOTAL	10,772.00
TAX (0%)	0.00
TOTAL	\$10,772.00

Accepted By

Accepted Date



G&A INFLATABLE BOATS INC.

7540 NW 77 TERRACE, MIAMI, FL, 33166
 (305) 332-2566

INFO@GAINFLATABLEBOATS.COM or ALBERT2575@GMAIL.COM

November 1, 2017.

Bill TO: Boynton Beach Police

Quote #:	715	Reference:	22 Nautica
Invoice #:	@@@	Contact:	561-889-3723
Rep:	Alberto Perez.	Email:	kochg@bbfl.us
Terms:	50% Down / 50% Before Delivery.	Ship Via:	CUSTOMER.

QUANTITY	DESCRIPTION	UNIT PRICE	LINE TOTAL
1	NEW SET OF TUBE FOR NAUTICA 22FT.	11,017.70	9,817.70
1	NEPTUNE GREY TUBE.		
1	DOUBLE BLACK RUB RAILS.		
1	BLACK FLAT RUB BRAILS.		
6	BLACK RUBBER HANDLES.		
1	NEPTUNE GREY WITH BLACK LOOP HANDLES.		
1	HYPALON LOGO BOYNTON BEACH POLICE.	TBA	TBA
1	DEALER DISCOUNT.	1,200.00	

Handwritten: 950.00
 Per: [Signature]
 12/1/17
 TBA

Wire Routing Transit Number (RTN/ABA) 121000248
 Wells Fargo Bank, N.A. 420 Montgomery San Francisco, CA 94104
 G&A Inflation Boats Services, Inc.
 Account # 6327219629
 International Swift BIC WFBIUS66

SUBTOTAL	9,817.70
FL 7% TAX	N/A
50% DOWN	4,908.85
50% DELIVERY	4,908.85
TOTAL	9,817.70

Make all checks payable to G&A INFLATABLE BOATS INC.
 THANK YOU FOR YOUR BUSINESS!

Sign:

Date

Supreme Marine, Inc.

2981 Ravenswood Road
 Fort Lauderdale, FL 33312
 Office: (954) 797-1818
 Fax: (954) 797-1817

Estimate

Date	Estimate #
11/22/2017	597

Name / Address
Police Department City of Boynton Beach 100 E. Boynton Beach Blvd. PO Box 310 Boynton Beach, FL 33435

			Project
Description	Qty	Cost	Total
Retube 22 Nautica With Gray Material and Use old City of Boynton Beach Lettering		12,125.00	12,125.00
		Total	\$12,125.00

Customer Signature _____

Darty, Bill

From: Darty, Bill
Sent: Thursday, December 07, 2017 11:07 AM
To: Howard, Tim
Subject: FW: Message from PW-FLT-MIN

Good morning Mr. Howard,

In reference to the Police Boat repairs, I was requesting the P.O. for the PD as the repairs would come out of my budget. The P.D. spoke with the vendors and obtained the quotes and provided me the information and requested that I get the P.O. As this was the case, I forwarded your questions to them and their response is below. It looks like G&A will still be a slightly lower quote even after adding the additional \$850.00 and they have now identified a warranty.

Bill

From: Hederian, Darin
Sent: Thursday, December 07, 2017 10:26 AM
To: Darty, Bill
Subject: RE: Message from PW-FLT-MIN

Good Morning,

We are hoping to utilize Inflatable Boat Pros and not going with the lowest bid for a number of reasons:

- IBP is the preferred vendor who builds and re-tubes inflatable boats for all branches of the military.
- they have built and re-tubed boats for FWC, Fort Lauderdale PD, the U.S.C.G. the Airforce, and the Marines.
- in addition, they coincidentally employ one of the workers that built our PD boat we are trying to get re-tubed. He has over 30 years experience, and worked for our boat manufacturer which is no longer in business.
- It comes with a 5 year warranty on the material holding air. Defects only, not caused by the operator like a crash, or tearing it.

G&A also provides a similar 5 year warranty however mostly caters to civilian type inflatable boats, not military or LEO vessels.

- The TBA on the quote was for to be added. We would need to add an additional \$850 to quote for 4 Or 5 inch logo stating BOYNTON BEACH POLICE DEPARTMENT.

I hope this answers your questions, if have any additional questions, please let me know. Thank you.

*OFC. DARIN HEDERIAN 816
Boynton Beach Police Department
MARINE UNIT
561-376-0736*

From: Darty, Bill
Sent: Wednesday, December 06, 2017 11:27 AM
To: Hederian, Darin
Subject: FW: Message from PW-FLT-MIN

Good morning,

Please see the questions from Tim Howard on the quotes and please assist with answering.

Thanks,

Bill

From: Bizhub
Sent: Wednesday, December 06, 2017 12:23 PM
To: Darty, Bill
Subject: Message from PW-FLT-MIN



William Darty
Fleet Administrator CAFM
Public Works, Fleet Maintenance
City of Boynton Beach
222 N.E. 9th Ave. | Boynton Beach, Florida 33435
☎ 561-742-6215
✉ DartyW@bbfl.us | 🌐 <http://www.boynton-beach.org/>
🐦 📘

America's Gateway to the Gulfstream

Please be advised that Florida has a broad public records law and all correspondence to me via email may be subject to disclosure. Under Florida records law, email addresses are public records. Therefore, your e-mail communication and your e-mail address may be subject to public disclosure.

**PURCHASE ORDER
CITY OF BOYNTON BEACH, FLORIDA**

PROCUREMENT SERVICES DEPARTMENT
100 EAST BOYNTON BEACH BOULEVARD
P.O. BOX 310
BOYNTON BEACH, FLORIDA 33425-0310

P.O. #: 180727
DATE: 02/08/18

VENDOR 13536

TO: KAMAN
FLORIDA BEARINGS
3520 INVESTMENT LANE, #3
RIVIERA BEACH, FL 33404

SHIP TO:
City of Boynton Beach
EAST UTILITY ADMIN
124 E. WOOLBRIGHT ROAD
BOYNTON BEACH, FL 33435

REQUISITION NO. 70572	ORDERING DEPARTMENT: UTIL WASTEWATER LS CB	INQUIRIES REGARDING PURCHASE ORDER CALL (561)742-6310
DATE NEEDED:	COMMISSION APPROVED:	

LINE#	QUANTITY UOM	ITEM NO. AND DESCRIPTION	UNIT COST	EXTENDED COST
1	1.00 DL	RO323508 SPARE PUMP FA10.33 - 223/ FK17.1 S/N 650050197 10 HP 230V 1700 RPM 28 AMPS 230 V L/S SPARE DISASSEMBLE CLEAN & CHECK ALL PARTS. REWIND STATOR, REPLACE POWER CABLE, GROMMETS & O-RINGS. REPLACE BEARINGS, SEALS, OIL, SEALING RUBBER. BALANCE IMPELLER, REASSEMBLE, CHECK & PAINT 1107	4670.9900	4670.99
2	1.00 DL	RO320085 SPARE FA10.33-223 / FK17.1 S/N 650065168 7.4 HP 23 A 230V SPARE. DISASSEMBLE CLEAN & CHECK ALL PARTS. MOTOR SHORTED & GROUNDED. NEEDS REWIND POWER CABLE , GROMMETS, O-RINGS, BEARINGS, & SEALS MACHINE SHAFT & BALANCE IMPELLER. REASSEMBLE CHECK & PAINT 1107	3672.4800	3672.48
3	1.00 DL	RO323086 FA10.33-223 / FK17.1 S/N 2700650206621 7.4 HP L/S 913 1680RPM 230V 7.4 HP. DISASSEMBLE CLEAN & CHECK ALL PARTS. MOTOR SHORTED, NEEDS REWIND BEARINGS, SEALS, O-RINGS, POWER CABLE & GROMMETS, MACHINE SHAFT, BALANCE IMPELLER, REPLACE WEAR RINGS. REASSEMBLE CHECK & PAINT 1107.	4226.3000	4226.30
4	1.00 DL	RO323518 FA10.33-223 / FK17.1 600092459 7.4 HP 23A 1680 RPM	3672.4800	3672.48

PROCUREMENT SERVICES:

JWH 2/8/18

P.O. TOTAL:

ACCOUNT NO.
401-2816-536.46-51

PROJECT

**PURCHASE ORDER
CITY OF BOYNTON BEACH, FLORIDA**

PROCUREMENT SERVICES DEPARTMENT
100 EAST BOYNTON BEACH BOULEVARD
P.O. BOX 310
BOYNTON BEACH, FLORIDA 33425-0310

P.O. #: 180727
DATE: 02/08/18

VENDOR 13536

TO: KAMAN
FLORIDA BEARINGS
3520 INVESTMENT LANE, #3
RIVIERA BEACH, FL 33404

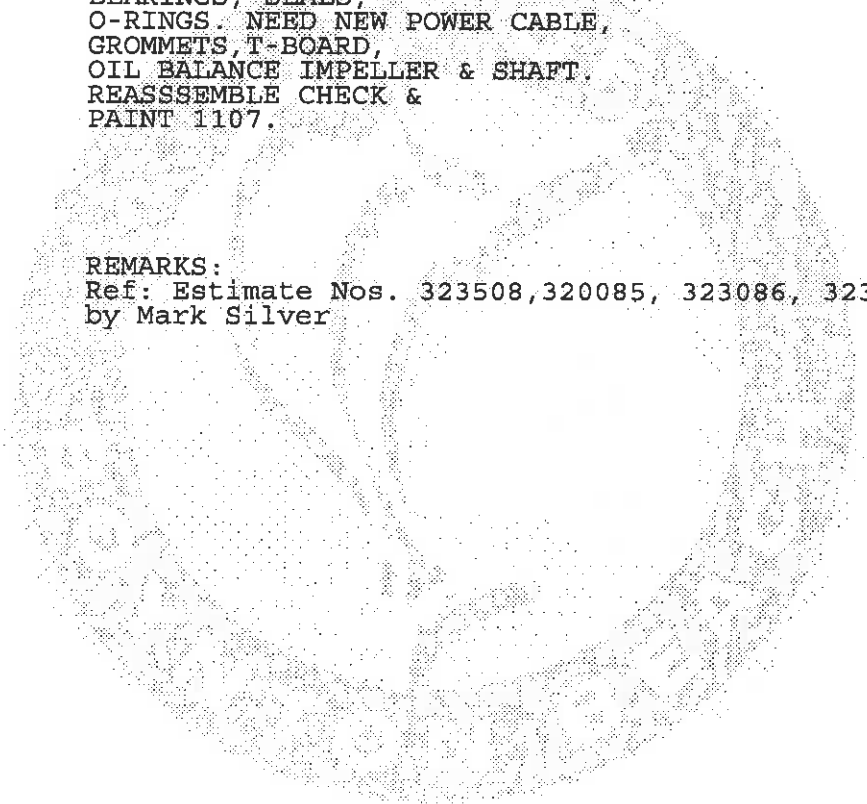
SHIP TO:
City of Boynton Beach
EAST UTILITY ADMIN
124 E. WOOLBRIGHT ROAD
BOYNTON BEACH, FL 33435

REQUISITION NO. 70572	ORDERING DEPARTMENT: UTIL WASTEWATER LS CB	INQUIRIES REGARDING PURCHASE ORDER CALL (561)742-6310
DATE NEEDED:	COMMISSION APPROVED:	

LINE#	QUANTITY	UOM	ITEM NO. AND DESCRIPTION	UNIT COST	EXTENDED COST
-------	----------	-----	--------------------------	-----------	---------------

L/S 719. DISASSEMBLE CLEAN & CHECK
ALL PARTS.
MOTOR SHORTED, NEEDS REWIND,
BEARINGS, SEALS,
O-RINGS. NEED NEW POWER CABLE,
GROMMETS, T-BOARD,
OIL BALANCE IMPELLER & SHAFT.
REASSEMBLE CHECK &
PAINT 1107.

REMARKS:
Ref: Estimate Nos. 323508, 320085, 323086, 323518
by Mark Silver



PROCUREMENT SERVICES:	<i>Just 2/8/18</i>	P.O. TOTAL:	16242.25
ACCOUNT NO. 401-2816-536.46-51	PROJECT		



CITY OF BOYNTON BEACH REQUEST FOR PURCHASE OVER \$10,000

Date: 11-Jan-18

Requesting Department: Wastewater Lift Station Contact Person: Jim Hart

Explanation for Purchase:

Repairs for pumps at Lift Station (Spares).

Recommended Vendor Kaman Industrial Technologies

Dollar Amount of Purchase \$16,242.25

Source for Purchase (check and attach backup materials):

- | | | | |
|--------------------------|--------------------------|---------------|-------------------------------------|
| Three Written Quotations | <input type="checkbox"/> | GSA | <input type="checkbox"/> |
| State Contract | <input type="checkbox"/> | PRIDE/RESPECT | <input type="checkbox"/> |
| SNAPS | <input type="checkbox"/> | Sole Source | <input checked="" type="checkbox"/> |
| Piggy-Back | <input type="checkbox"/> | Budgeted Item | <input type="checkbox"/> |
| Emergency Purchase | <input type="checkbox"/> | Other | <input type="checkbox"/> |

Contract Number: _____

NOTE: Pricing proposal for purchase must be presented in the same detail contained within the contract.

Fund Source for Purchase:

401-2816-536-46-51

Approvals:

Department Head _____

Date _____

Purchasing Agent _____

Date 1/23/18

Asst City Manager _____

Date _____

City Manager _____

Date 1/23/18

PURCHASE REQUISITION NBR: 0000070572

STATUS: DEPT APPROVAL
REASON: REPAIRS FOR PUMPS AT LS/SPARES

DATE: 1/11/18
DELIVER BY DATE: 1/25/18

SUGGESTED VENDOR: 13536 KAMAN

REQUISITION BY: UTIL WASTEWATER LS CB
SHIP TO LOCATION: EAST UTILITY ADMIN

LINE NBR DESCRIPTION

QUANTITY UOM UNIT COST EXTEND COST VENDOR PART NUMBER

ACCOUNT INFORMATION

LINE #	ACCOUNT	PROJECT	AMOUNT
2	40128165364651	REPAIR/MAINTENANCE SRVS.	3672.48
3	40128165364651	LIFT STATION REPAIRS	4226.30
4	40128165364651	REPAIR/MAINTENANCE SRVS.	3672.48

16242.25

REQUISITION IS IN THE CURRENT FISCAL YEAR.

1/25/18

Handwritten notes:
KAMAN LOW
Vendor
Kaman
1/25/18

APPROVALS
by Manager: *[Signature]* Date: 1/25/18
Finance Dept: *[Signature]* Date: 1/25/18
District Manager: *[Signature]* Date: 1/25/18

Handwritten notes:
OK 1/25/18
per vendor, NO onsite work; vendor performs repairs at their shop

PURCHASE REQUISITION NBR: 0000070572

STATUS: DEPT APPROVAL
REASON: REPAIRS FOR PUMPS AT LS/SPARES
SUGGESTED VENDOR: 13536 KAMAN

DATE: 1/11/18
DELIVER BY DATE: 1/25/18

REQUISITION BY: UTIL WASTEWATER LS CB
SHIP TO LOCATION: EAST UTILITY ADMIN

LINE NBR	DESCRIPTION	QUANTITY UOM	UNIT COST	EXTEND COST	VENDOR PART NUMBER
----------	-------------	--------------	-----------	-------------	--------------------

ACCOUNT INFORMATION

LINE #	ACCOUNT	PROJECT	%	AMOUNT
2	40128165364651	REPAIR/MAINTENANCE SRVS. LIFT STATION REPAIRS	100.00	3672.48
3	40128165364651	REPAIR/MAINTENANCE SRVS. LIFT STATION REPAIRS	100.00	4226.30
4	40128165364651	REPAIR/MAINTENANCE SRVS. LIFT STATION REPAIRS	100.00	3672.48
				16242.25

REQUISITION IS IN THE CURRENT FISCAL YEAR.

1/12/18

APPROVALS

City Manager: *[Signature]* Date: 1/25/18
 Finance Dept: *[Signature]* Date: 1/23/18
 Plant Manager: _____ Date: _____
 City Administrator: _____ Date: _____

Wm. Mark's mark's mark's
Vendor: Kaman, Low
per vendor NO onsite work; vendor performs repairs at their shop.

OK 971631d
per vendor NO onsite work; vendor performs repairs at their shop.

per vendor 1/26

PURCHASE REQUISITION NBR: 0000070572

STATUS: DEPT APPROVAL
REASON: REPAIRS FOR PUMPS AT LS/SPARES
SUGGESTED VENDOR: 13536 KAMAN

DATE: 1/11/18
DELIVER BY DATE: 1/25/18

REQUISITION BY: UTIL WASTEWATER LS CB
SHIP TO LOCATION: EAST UTILITY ADMIN

LINE NBR	DESCRIPTION	QUANTITY	UOM	UNIT COST	EXTEND COST	VENDOR PART NUMBER
1	RO323508 SPARE PUMP FA10.33 - 223/ FK17.1 S/N 650050197 10 HP 230V 1700 RPM 28 AMPS 230 V L/S SPARE DISASSEMBLE CLEAN & CHECK ALL PARTS. REWIND STATOR, REPLACE POWER CABLE, GROMMETS & O-RINGS. REPLACE BEARINGS SEALS, OIL, SEALING RUBBER, BALANCE IMPELLER, REASSEMBLE, CHECK & PAINT 1107 COMMODITY: EQUIP MAINT & REPAIR SERV SUBCOMM: PUMPS & PUMP ACCESSORIES	1.00	DL	4670.9900	4670.99	
2	RO320085 SPARE FA10.33-223 / FK17.1 S/N 650065168 7.4 HP 23 A 230V SPARE. DISASSEMBLE CLEAN & CHECK ALL PARTS. MOTOR SHORTED & GROUNDED. NEEDS REWIND POWER CABLE & GROMMETS. O-RINGS, BEARINGS, & SEALS MACHINE SHAFT & BALANCE IMPELLER. REASSEMBLE CHECK & PAINT 1107 COMMODITY: EQUIP MAINT & REPAIR SERV SUBCOMM: PUMPS & PUMP ACCESSORIES	1.00	DL	3672.4800	3672.48	
3	RO323086 FA10.33-223 / FK17.1 S/N 2700650206621 7.4 HP L/S 913 1680RPM 230V 7.4 HP. DISASSEMBLE CLEAN & CHECK ALL PARTS. MOTOR SHORTED, NEEDS REWIND BEARINGS, SEALS, O-RINGS, POWER CABLE & GROMMETS, MACHINE SHAFT, BALANCE IMPELLER, REPLACE WEAR RINGS. REASSEMBLE CHECK & PAINT 1107. COMMODITY: EQUIP MAINT & REPAIR SERV SUBCOMM: PUMPS & PUMP ACCESSORIES	1.00	DL	4226.3000	4226.30	
4	RO323518 FA10.33-223 / FK17.1 600092459 7.4 HP 23A 1680 RPM L/S 719. DISASSEMBLE CLEAN & CHECK ALL PARTS. MOTOR SHORTED, NEEDS REWIND BEARINGS, SEALS, O-RINGS, NEED NEW POWER CABLE, GROMMETS, T-BOARD, OIL BALANCE IMPELLER & SHAFT. REASSEMBLE CHECK & PAINT 1107. COMMODITY: EQUIP MAINT & REPAIR SERV SUBCOMM: PUMPS & PUMP ACCESSORIES	1.00	DL	3672.4800	3672.48	
REQUISITION TOTAL:					16242.25	

ACCOUNT INFORMATION


PROJECT

AMOUNT 4670.99

% 100.00


See attached

REQUEST FOR REQUISITION

H.T.E. ENTRY DATE:	01/11/2018
H.T.E. REQUISITION #	70572
Clerk:	CB
Procurement Ass't:	
Director:	
City Manager (non budgeted capital and/or \$5000+):	

REASON FOR PURCHASE:

REPAIRS FOR PUMPS AT LS/SPARES

VENDOR INFORMATION:	DIVISION:	OTHER INFORMATION:	
Name: Kaman- Riviera Beach	Admin. ()	Date: 01/11/2018	ASAP (x)
Address: 3520 Investment Lane, Unit 3 Whse #1104	Engineering ()	Date Needed: 01/25/2018	Confirm. ()
Riviera Beach, FL 33404	Cust. Rel. ()		ASAP/Conf. ()
	Distribution ()	BACKUP DOCS. SUBMITTED: Quotes/Verbal () (over \$500)	DELIVERY:
Phone (contact): 561-863-3260	Water Qual. ()		E. Admin. 40 (X)
	Pumping (X)	Quotes/Written () (over \$2000)	E. WTP 41 ()
Vendor Number 13536	PWTreat. ()	Bid Docs. ()	W. WTP 42 ()
	Meter Serv. ()	Sole Source Ltr. (X)	P/U 99 ()
INITIATOR: Jim Hart, Assistant Sup. Lift Station	Sewage ()	Insurance Requirements: ()	Special Instructions:
APPROVED: 	Strmwtr. ()		Project Number:

Quan.	Unit Price	Description & Part Number	Fund	Dept	Basic	Elem	Obj	Amount
1	4,670.99	FA10.33 - 223/ FK17.1 S/N 650050197 10 HP 230V 1700 RPM 28 AMPS 230 V L/S SPARE. DISASSEMBLE CLEAN & CHECK ALL PARTS. REWIND STATOR, REPLACE POWER CABLE, GROMMETS & O-RINGS. REPLACE BEARINGS, SEALS, OIL, SEALING RUBBER. BALANCE IMPELLER, REASSEMBLE, CHECK & PAINT 1107	401	2816	536	46	51	4,670.99
1	3,672.48	FA10.33-223 / FK17.1 S/N 650065168 7.4 HP 23 A 230V SPARE. DISASSEMBLE CLEAN & CHECK ALL PARTS. MOTOR SHORTED & GROUNDED. NEEDS REWIND POWER CABLE , GROMMETS, O-RINGS, BEARINGS, & SEALS MACHINE SHAFT & BALANCE IMPELLER. REASSEMBLE CHECK & PAINT 1107	401	2816	536	46	51	3,672.48

1	4,226.30	FA10.33-223 / FK17.1 S/N 2700650206621 7.4 HP L/S 913 1680RPM 230V 7.4 HP. DISASSEMBLE CLEAN & CHECK ALL PARTS. MOTOR SHORTED, NEEDS REWIND BEARINGS, SEALS, O- RINGS, POWER CABLE & GROMMETS, MACHINE SHAFT, BALANCE IMPELLER, REPLACE WEAR RINGS. REASSEMBLE CHECK & PAINT 1107.	401	2816	536	46	51	4,226.30
1	3,672.48	FA10.33-223 / FK17.1 600092459 7.4 HP 23A 1680 RPM L/S 719. DISASSEMBLE CLEAN & CHECK ALL PARTS. MOTOR SHORTED, NEEDS REWIND, BEARINGS, SEALS, O-RINGS. NEED NEW POWER CABLE, GROMMETS, T- BOARD, OIL BALANCE IMPELLER & SHAFT. REASSEMBLE CHECK & PAINT 1107.	401	2816	536	46	51	3,672.48
		TOTAL						16,242.25

Industrial Technologies

<i>Quote #</i>	<i>Quote Date</i>	<i>Quoted By</i>
323508-00	11/30/17	Mark Silver
<i>Terms</i>	<i>Expiration Date</i>	<i>Account Manager</i>
NET 30		

<i>Correspondence To:</i>	Kaman - Riviera Beach 3520 Investment Lane, Unit 3 Whse # 1104 Riviera Beach, Fl 33404 P 561.863.3260
---------------------------	---

<i>Customer Contact:</i>	
--------------------------	--

<i>Bill To:</i> 121454	City Of Boynton Beach 100 E Boynton Beach Blvd Po Box 310 Boynton Beach, Fl 33435-3838
---------------------------	---

<i>Ship To:</i>	City Of Boynton Beach 100 E Boynton Beach Blvd Po Box 310 Boynton Beach, Fl 33435-3838
-----------------	---

<i>Reference</i>	<i>Instructions</i>	<i>Ship Via</i>	<i>Freight Terms</i>
RO323508 / 302604			
<i>Message</i>		<i>Ship Point</i>	<i>Freight Account</i>
We thank you for your business, have a nice day.		Kaman - Riviera Beach	

<i>Line</i>	<i>Product and Description</i>	<i>Non-Cancel Non-Return</i>	<i>Promise Date</i>	<i>Quote Quantity</i>	<i>Qty UOM</i>	<i>Unit Price</i>	<i>Price UOM</i>	<i>Extended Price</i>
1	RO323508 FA10.33 - 223 / FK17.1 S/N 650050197 10 HP 230V 1700 RPM 28 AMPS 230 V L/S # 22 SPARE > DISASSEMBLE CLEAN & CHECK ALL PARTS > REWIND STATOR, REPLACE POWER CABLE, GROMMETS & O-RINGS > REPLACE BEARINGS, SEALS, OIL, SEALING RUBBER > BALANCE IMPELLER, REASSEMBLE, CHECK & PAINT		01/17/18	1	EA	4,670.99	EA	4,670.99
			> BALANCE 1107					

1	<i>Total Lines</i>	<i>Total Quantity</i>	1	<i>Sub-Total</i>	\$4,670.99
				<i>Quote Total</i>	\$4,670.99



Industrial Technologies

<i>Quote #</i>	<i>Quote Date</i>	<i>Taken By</i>
320085-00	11/14/17	Mark Silver
<i>Salesperson</i>	<i>Terms</i>	<i>Expired Date</i>
6007	NET 30	
<i>Contact Name</i>		
<i>Contact Email</i>		
<i>Contact Phone #</i>		
<i>Contact Fax #</i>		

<i>Correspondence To:</i>	Kaman - Riviera Beach 3520 Investment Lane, Unit 3 Whse # 1104 Riviera Beach, FL 33404 (561)863-3260
---------------------------	--

<i>Bill To:</i> 121454	City Of Boynton Beach 100 E Boynton Beach Blvd PO Box 310 Boynton Beach, FL 33435-3838 US-United States
---------------------------	---

<i>Ship To:</i>	City Of Boynton Beach 100 E Boynton Beach Blvd PO Box 310 Boynton Beach, FL 33435-3838 US-United States
-----------------	---

<i>Reference</i>	<i>Instructions</i>	<i>Ship Via</i>
320085 / 302605		
<i>Promo Message</i>		<i>Ship Point</i>
		Kaman - Riviera Beach

Ln #	Quote Quantity	Product and Description	Non-Cancel Non-Return	Qty U/M	Promise Date	Price U/M	Unit Price	Net Amount
1	1	RO320085 FA10.33-223 / FK17.1 S/N 650065168 <u>7.4</u> HP 23 A 230V spare > DISASSEMBLE CLEAN & CHECK ALL PARTS > MOTOR SHORTED & GROUNDED. NEEDS REWIND > POWER CABLE, GROMMETS, O-RINGS, BEARINGS, & SEALS > MACHINE SHAFT & BALANCE IMPELLER > REASSEMBLE CHECK & PAINT 1107		each	01/10/18	each	3672.48	3672.48

1 Lines Total	Qty Quote Total	1	Sub-Total	3672.48
			Quote Total	3672.48

<i>Quote #</i>	<i>Quote Date</i>	<i>Taken By</i>
323086-00	11/29/17	Mark Silver
<i>Salesperson</i>	<i>Terms</i>	<i>Expired Date</i>
6007	NET 30	
<i>Contact Name</i>		
<i>Contact Email</i>		
<i>Contact Phone #</i>		
<i>Contact Fax #</i>		

<i>Correspondence To:</i>	Kaman - Riviera Beach 3520 Investment Lane, Unit 3 Whse # 1104 Riviera Beach, FL 33404 (561)863-3260
---------------------------	--

<i>Bill To:</i> 121454	City Of Boynton Beach 100 E Boynton Beach Blvd PO Box 310 Boynton Beach, FL 33435-3838 US-United States
---------------------------	---

<i>Ship To:</i>	City Of Boynton Beach 100 E Boynton Beach Blvd PO Box 310 Boynton Beach, FL 33435-3838 US-United States
-----------------	---

<i>Reference</i>	<i>Instructions</i>	<i>Ship Via</i>
RO323086 / 302607		
<i>Promo Message</i>		<i>Ship Point</i>
		Kaman - Riviera Beach

<i>Ln #</i>	<i>Quote Quantity</i>	<i>Product and Description</i>	<i>Non-Cancel Non-Return</i>	<i>Qty U/M</i>	<i>Promise Date</i>	<i>Price U/M</i>	<i>Unit Price</i>	<i>Net Amount</i>
1	1	RO323086 FA10.33-223 FK17.1 S/N 2700650206621 7.4 HP L/S 913 1680RPM 230V 7.4 HP > DISASSEMBLE CLEAN & CHECK ALL PARTS > MOTOR SHORTED, NEEDS REWIND BEARINGS,SEALS,O-RINGS > POWER CABLE & GROMMETS,MACHINE SHAFT, BALANCE IMPELLER > REPLACE WEAR RINGS,, REASSEMBLE CHECK & PAINT 1107		each	12/27/17	each	4226.30	4226.30

1 Lines Total	Qty Quote Total	1	Sub-Total	4226.30
			Quote Total	4226.30



Industrial Technologies

<i>Quote #</i>	<i>Quote Date</i>	<i>Taken By</i>
323518-00	11/30/17	Mark Silver
<i>Salesperson</i>	<i>Terms</i>	<i>Exp'd Date</i>
6007	NET 30	
<i>Contact Name</i>		
<i>Contact Email</i>		
<i>Contact Phone #</i>		
<i>Contact Fax #</i>		

<i>Correspondence To:</i>	Kaman - Riviera Beach 3520 Investment Lane, Unit 3 Whse # 1104 Riviera Beach, FL 33404 (561)863-3260
---------------------------	--

<i>Bill To:</i> 121454	City Of Boynton Beach 100 E Boynton Beach Blvd PO Box 310 Boynton Beach, FL 33435-3838 US-United States
---------------------------	---

<i>Ship To:</i>	City Of Boynton Beach 100 E Boynton Beach Blvd PO Box 310 Boynton Beach, FL 33435-3838 US-United States
-----------------	---

<i>Reference</i>	<i>Instructions</i>	<i>Ship Via</i>
RO323518 / 302608	L/S 719	
<i>Promo Message</i>		<i>Ship Point</i>
		Kaman - Riviera Beach

Ln #	Quote Quantity	Product and Description	Non-Cancel Non-Return	Qty U/M	Promise Date	Price U/M	Unit Price	Net Amount
1	1	RO323518 FA10.33-223 FK17.1 600092459 7.4 HP 23A 1680 RPM L/ S 719 > DISASSEMBLE CLEAN & CHECK ALL PARTS > MOTOR SHORTED, NEEDS REWIND, BEARINGS,SEALS,O-RINGS > NEEDS NEW POWER CABLE,GROMMETS,T-BOARD, OIL > BALANCE IMPELLER & SHAFT > REASSEMBLE CHECK & PAINT 1107		each	01/10/18	each	3672.48	3672.48

1 Lines Total	Qty Quote Total	1	Sub-Total	3672.48
			Quote Total	3672.48



September 15, 2017

WILO USA LLC, 86 Genesis Parkway, Thomasville, GA 31792

Dear Valued Customer,

This letter confirms that Kaman Industrial Technologies, formally known as Florida Bearings, is the sole and exclusive contracted sales representative for Wilo USA, LLC (formally known as Davis-EMU or WILO-EMU) wastewater pump and mixer sales, and service, for the state FL with the exception of Jefferson County and all counties west of Jefferson County.

Wilo USA, LLC, a subsidiary of Wilo SE, is the sole provider in the United States of pump and mixers manufactured under the Wilo brand. Please note that all Wilo Warranties and Operations and Maintenance Manuals require the use of genuine Wilo components in order for the warranties to be valid and ensure proper operation.

Should you have any questions, please contact me via email harold.adams@wilo-usa.com or (229) 200-1145.

Regards,

Harold Adams

Harold Adams
National Sales Manager - Water Management
Wilo USA, LLC.

**PURCHASE ORDER
CITY OF BOYNTON BEACH, FLORIDA**

PROCUREMENT SERVICES DEPARTMENT
100 EAST BOYNTON BEACH BOULEVARD
P.O. BOX 310
BOYNTON BEACH, FLORIDA 33425-0310

P.O. #: 180736
DATE: 02/13/18

VENDOR 10342

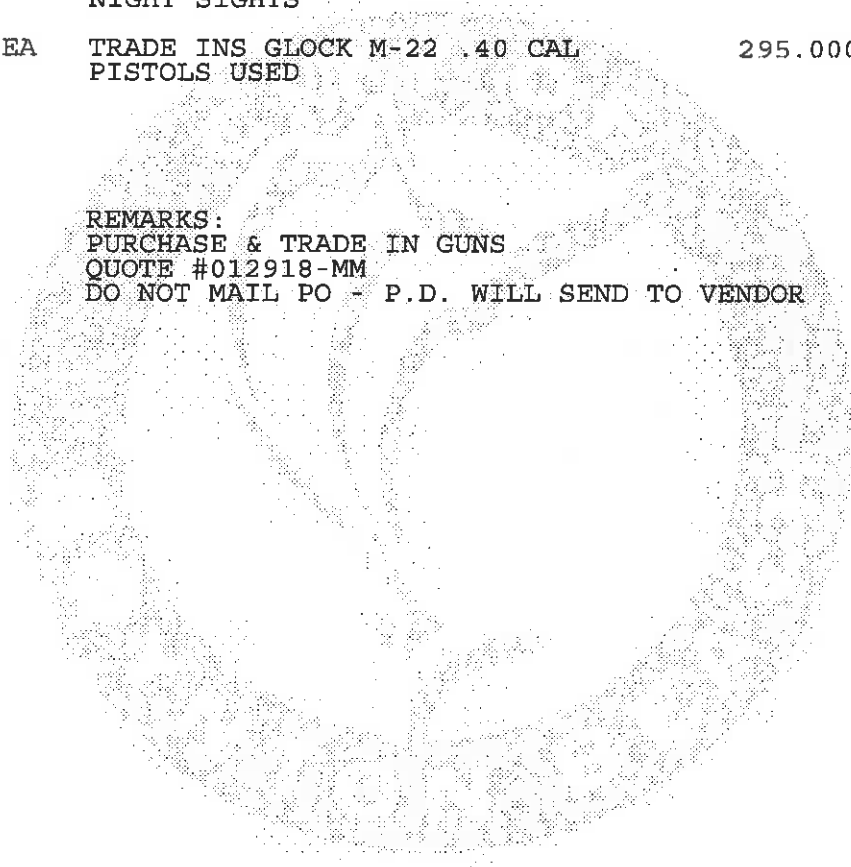
TO: LOU'S POLICE AND SECURITY EQUI
7815 W 4TH AVENUE
HIALEAH, FL 33014

SHIP TO:
City of Boynton Beach
POLICE DEPARTMENT
100 E. BOYNTON BCH. BLVD.
BOYNTON BEACH, FL 33435

REQUISITION NO. 70720	ORDERING DEPARTMENT: POLICE	INQUIRIES REGARDING PURCHASE ORDER CALL (561)742-6310
DATE NEEDED:	COMMISSION APPROVED:	

LINE#	QUANTITY UOM	ITEM NO. AND DESCRIPTION	UNIT COST	EXTENDED COST
1	100.00 EA	GLOCK M-17 GEN 5 9MM PISTOL WITH AMERIGLO NIGHT SIGHTS	428.0000	42800.00
2	100.00-EA	TRADE INS GLOCK M-22 .40 CAL PISTOLS USED	295.0000	29500.00-

REMARKS:
PURCHASE & TRADE IN GUNS
QUOTE #012918-MM
DO NOT MAIL PO - P.D. WILL SEND TO VENDOR



PROCUREMENT SERVICES:	<i>JWA 2/12/18</i>	P.O. TOTAL:	13300.00
ACCOUNT NO. 001-2111-521.52-51	PROJECT		

PURCHASE REQUISITION NBR: 0000070720
 STATUS: DEPT APPROVAL
 REASON: PURCHASE /TRADE IN GUNS
 DATE: 2/06/18
 SUGGESTED VENDOR: 10342 LOU'S POLICE AND SECURITY EQUI
 DELIVER BY DATE: 2/22/18

REQUISITION BY: POLICE
 SHIP TO LOCATION: POLICE

LINE NBR	DESCRIPTION	QUANTITY UOM	UNIT COST	EXTEND COST	VENDOR PART NUMBER
1	GLOCK M-17 GEN 5 9MM PISTOL WITH AMERIGLO NIGHT SIGHTS COMMODITY: EQUIP MAINT & REPAIR SERV SUBCOMM: POLICE EQUIP & SUPPLIES	100.00	EA 428.0000	42800.00	
2	TRADE INS GLOCK M-22 40 CAL PISTOLS USED COMMODITY: EQUIP MAINT & REPAIR SERV SUBCOMM: POLICE EQUIP & SUPPLIES	100.00	EA 295.0000	29500.00	

REQUISITION TOTAL: 13300.00

REQUISITION QUOTES

VENDOR NAME
 LOU'S POLICE DISTRIBUTORS, INC
 GT DISTRIBUTORS INC
 B&H POLICE SUPPLY

13300.0000
 17700.0000
 13350.0000

ACCOUNT INFORMATION

LINE #	ACCOUNT	PROJECT	%	AMOUNT
1	00121115215251	OPERATING SUPPLIES	100.00	42800.00
2	00121115215251	LAW ENFORCEMENT SUPPLIES	100.00	29500.00
		LAW ENFORCEMENT SUPPLIES		13300.00

REQUISITION IS IN THE CURRENT FISCAL YEAR.

REQUISITION COMMENTS:

TRADE IN AND PURCHASE OF GLOCKS FOR THE POLICE DEPT

3 QUOTES ATTACHED ALONG WITH W9
 SCOTT STALEY

APPROVALS

City Manager [Signature] Date 2/12/18
 Finance Dept. [Signature] Date 2/1/18
 Risk Manager _____ Date _____
 City Attorney _____ Date _____

[Signature: Anthony Maguire]



CITY OF BOYNTON BEACH

REQUEST FOR PURCHASE OVER \$10,000

Date: 2/7/2018

Requesting Department: POLICE Contact Person: SCOTT STALEY

Explanation for Purchase:
 PURCHASE OF NEW 9MM HANDGUNS AND TRADE IN OF OLD .40CAL HANDGUNS

Recommended Vendor LOU'S POLICE AND SECURITY EQUIPMENT

Dollar Amount of Purchase \$13,300

Source for Purchase (check and attach backup materials):

Three Written Quotations	<input checked="" type="checkbox"/>	GSA	<input type="checkbox"/>
State Contract	<input type="checkbox"/>	PRIDE/RESPECT	<input type="checkbox"/>
SNAPS	<input type="checkbox"/>	Sole Source	<input type="checkbox"/>
Piggy-Back	<input type="checkbox"/>	Budgeted Item	<input type="checkbox"/>
Emergency Purchase	<input type="checkbox"/>	Other	<input type="checkbox"/>

Contract Number: _____

NOTE: Pricing proposal for purchase must be presented in the same detail contained within the contract.

Fund Source for Purchase:
001-2111-521-52-51

Approvals:

Department Head	<u><i>Kelly A. Harris</i></u>	Date	<u>2/7/2018</u>
Purchasing Agent	<u><i>WJH</i></u>	Date	<u>2/9/18</u>
Asst City Manager	_____	Date	_____
City Manager	<u><i>Lon Johnson</i></u>	Date	<u>2/12/18</u>

Form Revised 02/01/02

Lou's Police Distributors, Inc.
 7815 West 4th Ave
 Hialeah, FL 33014
 Phone (305) 416-0000 Fax (305) 824-9205
 MARI@LOUSPOLICE.COM



Quotation

DATE January 29, 2018
 Quotation # 012918-MM

Quotation valid for: 30 Days
Prepared by: MARI

Bill To:

BOYNTON BEACH POLICE DEPT
ATTN: OFC. STALEY
STALEYS@BBFL.US

Agency Purchase Quote

Item Number	Description	QTY	Price per Unit	Extension
	GLOCK M-17 GEN 5 9MM PISTOLS WITH AMERIGLO NIGHT SIGHTS	100	\$ 428.00	\$ 42,800.00
	TRADE INS			
	GLOCK M-22 .40CAL PISTOLS - USED	100	\$ 295.00	\$ (29,500.00)
	*** TO BE DROP SHIPPED TO AGENCY***			
			TOTAL	\$ 13,300.00

*Signed Purchase Order and/or Purchase Letter required for ordering along with FL Consumers Certificate of Exemption, where applicable.
 *Each type of firearm or ammunition (just as written on the quote) must be listed on the PO to process.
 *Government Agency prices do not include FL Consumers Certificate of Exemption. Certificate must be provided.
 *Signed Dept of Treasury Federal Excise Tax Certificate will be sent to be filled out for each manufacturer that requires the form.
 *For name of manufacturer, please name the firearm or ammunition manufacturer. It can be good for up to 3 years.

Request for Taxpayer Identification Number and Certification

**Give Form to the
requester. Do not
send to the IRS.**

Print or type See Specific Instructions on page 2.	1 Name (as shown on your income tax return). Name is required on this line; do not leave this line blank. LOU'S POLICE DISTRIBUTORS, INC	
	2 Business name/disregarded entity name, if different from above	
	3 Check appropriate box for federal tax classification; check only one of the following seven boxes: <input type="checkbox"/> Individual/sole proprietor or single-member LLC <input type="checkbox"/> C Corporation <input checked="" type="checkbox"/> S Corporation <input type="checkbox"/> Partnership <input type="checkbox"/> Trust/estate <input type="checkbox"/> Limited liability company. Enter the tax classification (C=C corporation, S=S corporation, P=partnership) ▶ _____ <i>Note.</i> For a single-member LLC that is disregarded, do not check LLC; check the appropriate box in the line above for the tax classification of the single-member owner. <input type="checkbox"/> Other (see instructions) ▶ _____	
	4 Exemptions (codes apply only to certain entities, not individuals; see instructions on page 3): Exempt payee code (if any) _____ Exemption from FATCA reporting code (if any) _____ <i>(Applies to accounts maintained outside the U.S.)</i>	
	5 Address (number, street, and apt. or suite no.) 7815 W 4 AVE	Requester's name and address (optional)
	6 City, state, and ZIP code HIALEAH, FL 33014	
	7 List account number(s) here (optional)	

Part I Taxpayer Identification Number (TIN)

Enter your TIN in the appropriate box. The TIN provided must match the name given on line 1 to avoid backup withholding. For individuals, this is generally your social security number (SSN). However, for a resident alien, sole proprietor, or disregarded entity, see the Part I instructions on page 3. For other entities, it is your employer identification number (EIN). If you do not have a number, see *How to get a TIN* on page 3.

Note. If the account is in more than one name, see the instructions for line 1 and the chart on page 4 for guidelines on whose number to enter.

Social security number	
[] [] [] - [] [] - [] [] [] []	OR
Employer identification number	
2 6 - 0 4 7 2 0 0 2	

Part II Certification

Under penalties of perjury, I certify that:

- The number shown on this form is my correct taxpayer identification number (or I am waiting for a number to be issued to me); and
- I am not subject to backup withholding because: (a) I am exempt from backup withholding, or (b) I have not been notified by the Internal Revenue Service (IRS) that I am subject to backup withholding as a result of a failure to report all interest or dividends, or (c) the IRS has notified me that I am no longer subject to backup withholding; and
- I am a U.S. citizen or other U.S. person (defined below); and
- The FATCA code(s) entered on this form (if any) indicating that I am exempt from FATCA reporting is correct.

Certification instructions. You must cross out item 2 above if you have been notified by the IRS that you are currently subject to backup withholding because you have failed to report all interest and dividends on your tax return. For real estate transactions, item 2 does not apply. For mortgage interest paid, acquisition or abandonment of secured property, cancellation of debt, contributions to an individual retirement arrangement (IRA), and generally, payments other than interest and dividends, you are not required to sign the certification, but you must provide your correct TIN. See the instructions on page 3.

Sign Here	Signature of U.S. person ▶	Date ▶ 1-25-18
------------------	----------------------------	-----------------------

General Instructions

Section references are to the Internal Revenue Code unless otherwise noted.

Future developments. Information about developments affecting Form W-9 (such as legislation enacted after we release it) is at www.irs.gov/w9.

Purpose of Form

An individual or entity (Form W-9 requester) who is required to file an information return with the IRS must obtain your correct taxpayer identification number (TIN) which may be your social security number (SSN), individual taxpayer identification number (ITIN), adoption taxpayer identification number (ATIN), or employer identification number (EIN), to report on an information return the amount paid to you, or other amount reportable on an information return. Examples of information returns include, but are not limited to, the following:

- Form 1099-INT (interest earned or paid)
- Form 1099-DIV (dividends, including those from stocks or mutual funds)
- Form 1099-MISC (various types of income, prizes, awards, or gross proceeds)
- Form 1099-B (stock or mutual fund sales and certain other transactions by brokers)
- Form 1099-S (proceeds from real estate transactions)
- Form 1099-K (merchant card and third party network transactions)

- Form 1098 (home mortgage interest), 1098-E (student loan interest), 1098-T (tuition)
- Form 1099-C (canceled debt)
- Form 1099-A (acquisition or abandonment of secured property)

Use Form W-9 only if you are a U.S. person (including a resident alien), to provide your correct TIN.

If you do not return Form W-9 to the requester with a TIN, you might be subject to backup withholding. See What is backup withholding? on page 2.

By signing the filled-out form, you:

- Certify that the TIN you are giving is correct (or you are waiting for a number to be issued),
- Certify that you are not subject to backup withholding, or
- Claim exemption from backup withholding if you are a U.S. exempt payee. If applicable, you are also certifying that as a U.S. person, your allocable share of any partnership income from a U.S. trade or business is not subject to the withholding tax on foreign partners' share of effectively connected income, and
- Certify that FATCA code(s) entered on this form (if any) indicating that you are exempt from the FATCA reporting, is correct. See *What is FATCA reporting?* on page 2 for further information.



Boynton Beach Police Department



Kelly Harris
Acting Chief of Police

Kelly Harris
Assistant Chief
Support Services

Vanessa Snow
Assistant Chief
Uniform Services

Joe DeGiulio
Assistant Chief
Administrative Services

100 E. Boynton Beach Blvd.
Boynton Beach, FL 33425
561.742.6100
561.742.6185

www.bbpd.org

A CFA Accredited
Law Enforcement
Agency

February 5, 2018

To: Lou's Police Supply
Attn: Ace Cisneros
From: Boynton Beach Police Dept.
Officer Scott Staley- Training
Re: Trade-In Value Estimate

Ace,

Here is a list of the 100 Glock 22 pistols we will be trading in for the new Glock 17 Gen 5 pistols. Any questions, please don't hesitate to call.

Sincerely,

Scott Staley

WTT720	WTT750	WTT782	WTT814
WTT721	WTT751	WTT783	WTT815
WTT723	WTT752	WTT784	WTT816
WTT725	WTT753	WTT787	WTT818
WTT726	WTT754	WTT788	WTT819
WTT727	WTT756	WTT790	WTT820
WTT728	WTT757	WTT791	BFAV756
WTT729	WTT759	WTT794	BCDR941
WTT731	WTT760	WTT795	BCDR942

Unity

Accountability

Pride





Boynton Beach Police Department



100 E. Boynton Beach Blvd.
Boynton Beach, FL 33425
561.742.6100
561.742.6185

Kelly Harris
Acting Chief of Police

Kelly Harris
Assistant Chief
Support Services

Vanessa Snow
Assistant Chief
Uniform Services

Joe DeGiulio
Assistant Chief
Administrative Services

A CFA Accredited
Law Enforcement
Agency

www.bbpcd.org

WTT732	WTT761	WTT796	BCDR943
WTT733	WTT763	WTT797	BCDR944
WTT734	WTT764	WTT798	BCDR945
WTT735	WTT765	WTT799	BCDR946
WTT737	WTT766	WTT800	BCDR947
WTT738	WTT767	WTT801	BCDR948
WTT739	WTT769	WTT802	BAWB510
WTT741	WTT770	WTT803	BAWB511
WTT742	WTT771	WTT805	BAWB512
WTT743	WTT772	WTT806	BAWB513
WTT744	WTT773	WTT807	BAWB514
WTT745	WTT774	WTT808	BAWB515
WTT746	WTT775	WTT809	BAWB516
WTT747	WTT776	WTT810	BAWB517
WTT748	WTT777	WTT811	BAWB518
WTT749	WTT781	WTT812	BAWB519

Civility

Accountability

Pride

Follow us on:





GT Distributors - Austin
 P.O. Box 16080
 Austin TX 78761
 (512) 451-8298 Ext. 0000

Quote	QTE0079687
Date	1/19/2018
Page:	1

Bill To:

Boynton Beach, City of (FL)
 Attn: Accounts Payable
 PO Box 310
 Boynton Beach FL 33425

Ship To:

Boynton Beach, City of (FL)
 100 E Boynton Beach Blvd
 Boynton Beach FL 33435

Purchase Order No.	Customer ID	Salesperson ID	Shipping Method	Payment Terms	Reg Ship Date	Master No.
BBPD GLOCK TRADE	010543	JL		NET 15	0/0/0000	1,736,429
Quantity	Item Number	Description	UOM	Unit Price	Ext. Price	
100	GLOCK-PA1750302AB*	Glock 17 Gen 5 9mm Amglo Bold 5.5LB	EA	\$428.50	\$42,850.00	
100	GUN TRADE-1	Glock 22, Gen4 with GNS and 3 Mags	Each	(\$251.50)	(\$25,150.00)	
1	NOTES*	Notes: Free Shipping of new Glocks to Agency. Agency responsible for shipment of trade guns to G T Dist, Inc.	EA	\$0.00	\$0.00	

All returns must be authorized by GT Distributors. Interest charges on past due invoices at the maximum rate allowed by law.

Your salesperson is Jeff Ludwig. Thank You.

Subtotal	\$17,700.00
Misc	\$0.00
Tax	\$0.00
Freight	\$0.00
Total	\$17,700.00



Quote

Q-4033



Created 1/28/2018
Modified 1/29/2018

Valid for 30 days

B&H Police Supply Lic
245 East Merritt Island Cswy
Merritt Island, FL 32952

Alicia L.
321-452-4640
sales@bhpolicesupply.com
www.bhpolicesupply.com

PO:
Shipping: None

BOYNTON BEACH POLICE DEPARTMENT
3501 N. CONGRESS AVENUE
BOYTON BEACH, FL 33426
US

Contact

Shipping Address
3501 N. CONGRESS AVENUE
BOYTON BEACH, FL 33426
US

Product Code	Description	Sell	Qty	Total
GL17GENSAMG	GLOCK 17 GEN 5, #PA1750302AB, 9MM, 4.5", 3 MAGS, AMERIGLO BOLD NIGHT SIGHTS	\$428.50	100	\$42850.00
POLICETRADE	GLOCK 22 GEN 4, SOME BOXES, GNS, 3 MAGAZINES, AGE: 2014	\$295.00	-100	\$-29500.00
			Total Qty	0

Subtotal	\$13350.00
Total	\$13350.00

**PURCHASE ORDER
CITY OF BOYNTON BEACH, FLORIDA**

PROCUREMENT SERVICES DEPARTMENT
100 EAST BOYNTON BEACH BOULEVARD
P.O. BOX 310
BOYNTON BEACH, FLORIDA 33425-0310

P.O. #: 180759
DATE: 02/22/18

VENDOR 12898

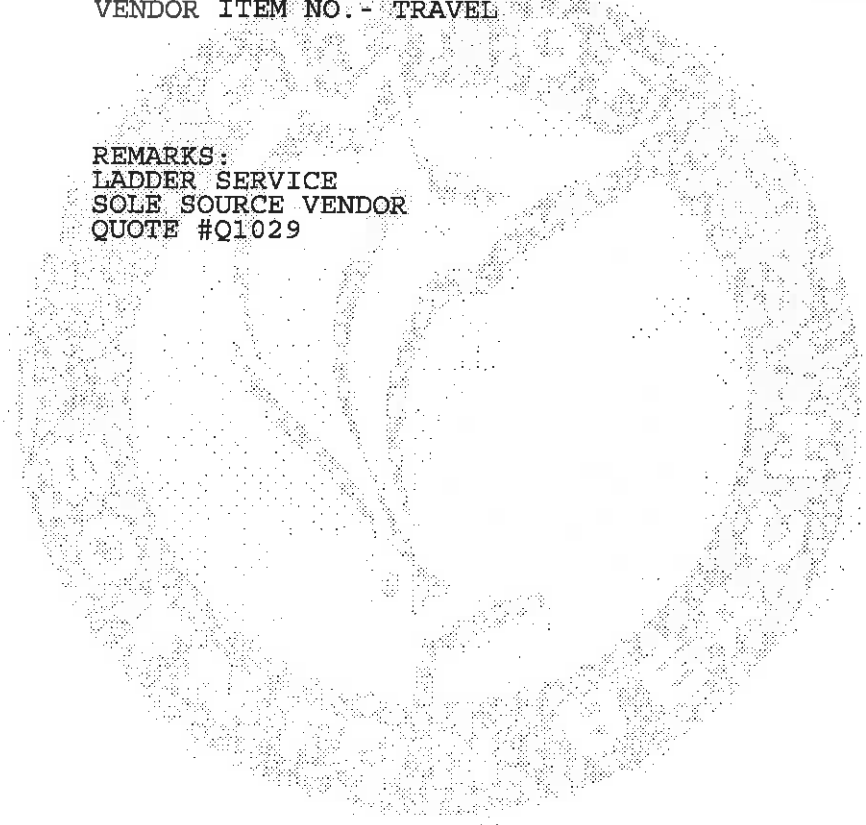
TO: SOUTH FL EMERGENCY VEHICLES
4655 CUMMINS COURT
FT MYERS, FL 33905

SHIP TO:
City of Boynton Beach
FIRE STATION NO. 5
2080 HIGH RIDGE ROAD
BOYNTON BEACH, FL 33426

REQUISITION NO. 70607	ORDERING DEPARTMENT: OUIDA/ FIRE		INQUIRIES REGARDING PURCHASE ORDER CALL (561)742-6310
DATE NEEDED:	BID NO:	COMMISSION APPROVED:	

LINE#	QUANTITY	UOM	ITEM NO. AND DESCRIPTION	UNIT COST	EXTENDED COST
1	7.00	EA	ANNUAL LADDER SERVICES (ON-SITE) VENDOR ITEM NO. - LADDER SERVICES	1600.0000	11200.00
2	1.00	EA	TRAVEL / LODGING VENDOR ITEM NO. - TRAVEL	1775.0000	1775.00

REMARKS:
LADDER SERVICE
SOLE SOURCE VENDOR
QUOTE #Q1029



PROCUREMENT SERVICES:	<i>JWH 2/22/18</i>	P.O. TOTAL:	12975.00
ACCOUNT NO. 001-2210-522.46-31	PROJECT		

PURCHASE REQUISITION NBR: 000007A607

REQUISITION BY: OUIDA/ FIRE
STATUS: READY FOR BUYER PROCESSIN
REASON: LADDER SERVICE

DATE: 1/18/18

SHIP TO LOCATION: FIRE STATION 5/BOC

SUGGESTED VENDOR: 12898 SOUTH FL EMERGENCY VEHICLES

DELIVER BY DATE: 1/31/18

LINE NBR	DESCRIPTION	QUANTITY	UOM	UNIT COST	EXTEND COST	VENDOR PART NUMBER
1	ANNUAL LADDER SERVICES (ON-SITE) COMMODITY: SECURITY, FIRE, SAFETY SERV SUBCOMMOD: FIRE & SAFETY SERVICES	7.00	EA	1600.0000	11200.00	LADDER SERVICES
2	TRAVEL / LODGING COMMODITY: SECURITY, FIRE, SAFETY SERV SUBCOMMOD: FIRE & SAFETY SERVICES	1.00	EA	1775.0000	1775.00	TRAVEL

REQUISITION TOTAL: 12975.00

ACCOUNT INFORMATION

LINE #	ACCOUNT	PROJECT	%	AMOUNT
1	00122105224631	REPAIR/MAINTENANCE SRVS. VEHICLE MAINT. - OTHER	100.00	11200.00
2	00122105224631	REPAIR/MAINTENANCE SRVS. VEHICLE MAINT. - OTHER	100.00	1775.00
				12975.00

REQUISITION IS IN THE CURRENT FISCAL YEAR.

REQUISITION COMMENTS:

Please see Sole Source Letter attached to request from Sutphen Corporation/South Florida Emergency Vehicles.

Respectfully,

Ouida

APPROVALS

City Manager [Signature] Date 2/21/18
 Finance Dept [Signature] Date 2/16/18
 Risk Manager [Signature] Date 2-16-18
 The Attorney [Signature] Date _____

OK 87 1/19/18

PURCHASE REQUISITION NBR: 0000070607

REQUISITION BY: OUIDA/ FIRE
STATUS: READY FOR BUYER PROCESSIN
REASON: LADDER SERVICE

DATE: 1/18/18
DELIVER BY DATE: 1/31/18

SHIP TO LOCATION: FIRE STATION 5/EOC
SUGGESTED VENDOR: 12898 SOUTH FL EMERGENCY VEHICLES

LINE NBR	DESCRIPTION	QUANTITY	UOM	UNIT COST	EXTEND COST	VENDOR PART NUMBER
1	ANNUAL LADDER SERVICES (ON-SITE) COMMODITY: SECURITY, FIRE, SAFETY SERV SUBCOMMOD: FIRE & SAFETY SERVICES	7.00	EA	1600.0000	11200.00	LADDER SERVICES
2	TRAVEL / LODGING COMMODITY: SECURITY, FIRE, SAFETY SERV SUBCOMMOD: FIRE & SAFETY SERVICES	1.00	EA	1775.0000	1775.00	TRAVEL

REQUISITION TOTAL: 12975.00

A C C C O U N T I N F O R M A T I O N

LINE #	ACCOUNT	PROJECT	% COST	AMOUNT
1	00122105224631	REPAIR/MAINTENANCE SRVS. VEHICLE MAINT. - OTHER	100.00	11200.00
2	00122105224631	REPAIR/MAINTENANCE SRVS. VEHICLE MAINT. - OTHER	100.00	1775.00
				12975.00

REQUISITION IS IN THE CURRENT FISCAL YEAR.

REQUISITION COMMENTS:

Please see Sole Source Letter attached to request from Sutphen Corporation/South Florida Emergency Vehicles.

Respectfully,
Ouida

APPROVALS

City Manager _____ Date _____
 Finance Dept _____ Date _____
 Risk Manager _____ Date _____
 City Attorney _____ Date _____

W. Martin

OK 01/19/18



CITY OF BOYNTON BEACH

REQUEST FOR PURCHASE OVER \$10,000

Date: 1/18/2018

Requesting Department: Fire Rescue

Contact Person: Ouida/ DC Clemons

Explanation for Purchase:
 Please see attache: Ladder service on our Sutphen Ladder. They are the only authorized Sutphen dealer in the state of Florida.

Recommended Vendor Sutphen

Dollar Amount of Purchase \$12,975.00

Source for Purchase (check and attach backup materials):

Three Written Quotations	<input type="checkbox"/>	GSA	<input type="checkbox"/>
State Contract	<input type="checkbox"/>	PRIDE	<input type="checkbox"/>
SNAPS	<input type="checkbox"/>	RESPECT	<input type="checkbox"/>
Piggy-Back	<input type="checkbox"/>	Sole Source	<input checked="" type="checkbox"/>
Emergency Purchase	<input type="checkbox"/>	Other	<input type="checkbox"/>

Contract Number: _____

NOTE: Pricing proposal for purchase must be presented in the same detail contained within the contract.

Fund Source for Purchase:
 Account #001-2210-522-46-31 Repair/ Maintenance Service/ Vehicle Maintenance

Approvals:

Department Head		Date	<u>1/18/18</u>
Purchasing Agent		Date	<u>1/26/18</u>
Asst City Manager	_____	Date	_____
City Manager		Date	<u>1/26/18</u>

Form Revised 01/16/02

4655 Cummins Ct.
Fort Myers, FL 33905

Phone: 239-267-5300
Fax: 239-590-9246



Quote

Date	Quote #
1/16/2018	Q1029

Name / Address
City of Boynton Beach Financial Services Dept. PO Box 310 Boynton Beach, FL 33425-0310

Ship To
Boynton Beach Fire Rescue 2080 High Ridge Rd Boynton Beach, FL 33426

HS #		Terms	Rep	Valid to Date		
MULTIPLE		Net 30	ANP	03/16/2018		
Qty	U/M	Item	Description	List Price	Sales Price	Total
7		LADDER SERVICE	[Annual Ladder Services] Ladder Service (on-site service - 2080 High Ridge Road)		1,600.00	11,200.00
		TRAVEL	Travel/Lodging		1,775.00	1,775.00
AS REQUESTED				Total	\$12,975.00	

The City of Boynton Beach FL



Latosha Clemons
Deputy Chief of Operations
Boynton Beach Fire Rescue Department
2080 High Ridge Road
Boynton Beach, Florida 33426
Phone: (561) 742-6342
FAX: (561) 742-6334
E-mail: clemonsl@bbfl.us



January 16, 2018

To: Finance

From: Latosha Clemons, Deputy Chief
Boynton Beach Fire Rescue

Reference: Ladder Service / Sutphen

~~Attached is a single quote for an annual ladder service on our Sutphen Ladders. The quote is from~~
South Florida Emergency Vehicles Inc., the only authorized Sutphen dealer in the State of Florida. As the only authorized dealer, they are the only dealer who has the intricate specific knowledge on our vehicle as well as the available parts and technical specifications required to maintain our Sutphen Ladders to factory specification.

This ladder service is needed prior the annual inspection and certification on all of our aerial equipment and ground ladders. By completing this service prior to testing, it will reduce the potential failures of the required components and reduce potential retesting cost.

The attached quote for service is listed in our 2017/2018 budget under 46-31 Vehicle Maintenance Other and the service is under the budgeted amount.

Please contact me if you require any further information or supporting documentation.




SUTPHEN

FAMILY OWNED
SINCE 1890

FROM: Sutphen Corporation Management

South Florida Emergency Vehicles is the sole Sales/Service/Parts Center for Sutphen Corporation in the state of Florida. Therefore, they are authorized for all service and parts sales, inquiries and repairs.

Sincerely,



Dareth Sutphen

Service Department
Sutphen Corporation
1853 W. County Line Rd., P.O. Box 1845, Springfield, Ohio 45501
Tel: 937-969-8851, Toll Free: 866-287-5549, Fax: 937-969-8869
Web: www.sutphen.com, E-Mail: Sutphen@sutphencorp.com



SUTPHEN

INC. 1990



Strong, Stable, Committed to the Fire Service Since 1890

HOME ABOUT TRUCKS DELIVERIES IN STOCK SERVICE & PARTS CONTACT Q

FLORIDA

HOME / FLORIDA

SOUTH FLORIDA EMERGENCY VEHICLES - SERVICE

ADDRESS: 4855 Cummins Ct.
Ft. Myers, FL 33905

CONTACT PERSON: Alexei Pilijan

PHONE: 239-267-5305

FAX: 239-590-9246

EMAIL: alexci@sflav.com

WEBSITE: <http://sflav.com/>



SERVICE AREA

All Florida Counties

Contact

GET IN TOUCH

Name *

Phone *

Email *

Comment

Verified Source

11/15/11

**PURCHASE ORDER
CITY OF BOYNTON BEACH, FLORIDA**

PROCUREMENT SERVICES DEPARTMENT
100 EAST BOYNTON BEACH BOULEVARD
P.O. BOX 310
BOYNTON BEACH, FLORIDA 33425-0310

P.O. #: 180760
DATE: 02/22/18

VENDOR 9539

TO: STOKES MECH CONTRACTOR INC
E.C. STOKES MECHANICAL CO
2001 7TH AVE N
LAKE WORTH, FL 33461

SHIP TO:
City of Boynton Beach
PUBLIC WORKS DEPARTMENT
222 N.E. 9TH AVENUE
BOYNTON BEACH, FL 33435

REQUISITION NO. 70734	ORDERING DEPARTMENT: FS#3/ JL	INQUIRIES REGARDING PURCHASE ORDER CALL (561)742-8310
DATE NEEDED:	COMMISSION APPROVED:	

LINE#	QUANTITY UOM	ITEM NO. AND DESCRIPTION	UNIT COST	EXTENDED COST
1	22100.00 DL	HVAC REPLACEMENT -HVAC replacement for FS#3. -Recover refrigerant out of system model - Raujc40EBC03000000020. -Disconnect refrigerant lines and dismantle cabinet to remove coils. -Remove existing evap coil, provide and install a new evap coil for AHU model-MCCB035UA0A0UB. -Provide and install a new commercial UV Light. -Provide a pressure test to confirm system has no leaks. -Run system under a vacuum and then charge system up with recovered refrigerant. -Perform start up. -Confirm proper operation and return system to service. -Work to be preformed during the hours of 8am-4:30pm Monday-Friday. Exclusions -Work beyond above stated scope: Upgrades to electrical, ductwork, drain line, condenser, refrigerant pipe, Engineer drawings, permitting, txv's, painting, patching and coring, anything with the condenser, coil coat.	1.0000	22100.00

PROCUREMENT SERVICES:	<i>Justin Yantis</i>	P.O. TOTAL:	22100.00
ACCOUNT NO. 303-4127-522.64-18	PROJECT GG1851		

**PURCHASE ORDER
CITY OF BOYNTON BEACH, FLORIDA**

PROCUREMENT SERVICES DEPARTMENT
100 EAST BOYNTON BEACH BOULEVARD
P.O. BOX 310
BOYNTON BEACH, FLORIDA 33425-0310

P.O. #: 180760
DATE: 02/22/18

VENDOR 9539


TO: STOKES MECH CONTRACTOR INC
E.C. STOKES MECHANICAL CO
2001 7TH AVE N
LAKE WORTH, FL 33461

SHIP TO:
City of Boynton Beach
PUBLIC WORKS DEPARTMENT
222 N.E. 9TH AVENUE
BOYNTON BEACH, FL 33435

REQUISITION NO. 70734	ORDERING DEPARTMENT: FS#3/ JL	INQUIRIES REGARDING PURCHASE ORDER CALL (561)742-6310
DATE NEEDED:	COMMISSION APPROVED:	

LINE#	QUANTITY	UOM	ITEM NO. AND DESCRIPTION	UNIT COST	EXTENDED COST
-------	----------	-----	--------------------------	-----------	---------------

REMARKS:
FS #3 - REPLACE EXISTING HVAC COIL
SEE ATTACHED QUOTE DATED 1/30/18



PROCUREMENT SERVICES:	<i>[Signature]</i>	P.O. TOTAL:
ACCOUNT NO. 303-4127-522.64-18	PROJECT GG1851	

PURCHASE REQUISITION NBR: 0000070734

REQUISITION BY: FS#3/ JL
SHIP TO LOCATION: PUBLIC WORKS

STATUS: DEPT APPROVAL
REASON: REPLACE FASTING HVAC COIL

DATE: 2/08/18
DELIVER BY DATE: 2/09/18

SUGGESTED VENDOR: 9539 STOKES MECH CONTRACTOR INC

LINE NBR	DESCRIPTION	QUANTITY	UOM	UNIT COST	EXTEND COST	VENDOR PART NUMBER
1	HVAC REPLACEMENT	22100.00	DL	1.0000	22100.00	

- HVAC replacement for FS#3.
- Recover refrigerant out of system model - Raujc40EBC0300000020.
- Disconnect refrigerant lines and dismantle cabinet to remove coils.
- Remove existing evap coil, provide and install a new evap coil for AHU model-MCCB035UA0A0UB.
- Provide and install a new commercial UV Light.
- Provide a pressure test to confirm system has no leaks.
- Run system under a vacuum and then charge system up with recovered refrigerant.
- Perform start up.
- Confirm proper operation and return system to service.

-Work to be performed during the hours of 8am-4:30pm Monday-Friday.

Exclusions

- Work beyond above stated scope: Upgrades to electrical, ductwork, drain line, condenser, refrigerant pipe, Engineer drawings, permitting, txv's painting, patching and coring, anything with the condenser, coil coat.

COMMODITY: ELECTRONIC COMPONENTS
SUBCOMM: REPLCE/COMP PARTS ETC

REQUISITION TOTAL: 22100.00

REQUISITION QUOTES

SELECTED VENDOR:	VENDOR NAME
22100.0000	9539 STOKES MECH CONTRACTOR INC
29840.0000	7539 THERMAL CONCEPTS INC
26500.0000	16960 A-1 AIR SOLUTIONS, LLC

ACCOUNT INFORMATION

LINE # ACCOUNT 30341275226418 MACHINERY AND EQUIPMENT AIR CONDITIONERS

PROJECT GGI851 Fire Station3 - HVAC Repl 100.00 %

AMOUNT 22100.00

22100.00

REQUISITION IS IN THE CURRENT FISCAL YEAR.

APPROVALS

City Manager: [Signature] Date: 2/16/18
 Finance Dept: [Signature] Date: 2/16/18
 Risk Manager: Good Date: 4/1/18
 City Attorney: _____ Date: _____



CITY OF BOYNTON BEACH

REQUEST FOR PURCHASE OVER \$10,000

Date: 1/29/18

Requesting Department: P.W. FACILITIES Contact Person: GAIL MOOTZ

Explanation for Purchase:
REPLACES EXHAUSTING HVAC COIL

Recommended Vendor STOKES MECHANICAL

Dollar Amount of Purchase \$ 22,100.00

Source for Purchase (check and attach backup materials):

- | | | | |
|--------------------------|-------------------------------------|---------------|--------------------------|
| Three Written Quotations | <input checked="" type="checkbox"/> | GSA | <input type="checkbox"/> |
| State Contract | <input type="checkbox"/> | PRIDE/RESPECT | <input type="checkbox"/> |
| SNAPS | <input type="checkbox"/> | Sole Source | <input type="checkbox"/> |
| Piggy-Back | <input type="checkbox"/> | Budgeted Item | <input type="checkbox"/> |
| Emergency Purchase | <input type="checkbox"/> | Other | <input type="checkbox"/> |

Contract Number: _____

NOTE: Pricing proposal for purchase must be presented in the same detail contained within the contract.

Fund Source for Purchase:

303-4127-522.64-18 - CIP FUND
GG 1851

Approvals:

Department Head	<u>[Signature]</u>	Date	<u>2/2/18</u>
Purchasing Agent	<u>[Signature]</u>	Date	<u>2/13/18</u>
Asst City Manager	_____	Date	_____
City Manager	<u>[Signature]</u>	Date	<u>2/21/18</u>

REQUEST FOR OFFICE ASSISTANCE

FROM: GAIL MOOTZ Date: 1/29/18

***PRIORITY / DATE NEEDED BY:**

Copy Work – Number of Copies: _____ [Double-sided / Collated Stapled / _____]
Distribution: _____

Type from the attached / transcription tape / email (to be forwarded upon request)

Request for 121/Direct Pay Req. for the attached -
Vendor or Person to be reimbursed:
Account Number: _____ Project No.: _____

Request for Requisition -

Vendor:

STOKES MECHANICAL

Account Number: 303-4127-522,64-18 Project No.: GG1868
(+54,000) GG1851

List Items w/Quantities Unit Costs on the back of this request.

Verbal Quotes (\$500 to \$1,999): Vendor: _____ Cost: _____

Vendor: _____

Vendor: _____ Cost: _____

Written Quotes (\$2,000 to \$9,999.99) – Attached.

Written Quotes (\$10,000 to \$24,999) w/Purchases over \$10,000 Form – Attached.

Bid/City (Over \$25,000): Bid # _____

Bid/Other Entity (Over \$25,000): Bid #, Bid Eff. Dates, Bid Quotes – Attached

File As: _____

OTHER: _____

Special Instructions:

CIP Project

Fire Station #3 - HVAC Replacement \$ 22,100.00

Request completed by: [Signature]

Date completed: 1/29/18

Please sign and return this form to the Office Staff's Inbox; feel free to make any comments below.



849 SW 20th Ave. Okeechobee FL 34974

Tel.: 888 688 2801/ 863 623-6203

Licensed & Insured

Lic. # CAC1819092

DATE: November 28, 2017

CLIENT:

City Of Boynton Beach
100 E Boynton Beach Boulevard PO Box 310
Boynton Beach, FL 33425

PROPOSAL: 00022409

Fire House #3
3501 Congress Ave.
Boynton Beach, FL 33435

Phone: 561-742-6323

Fax: 561-742-6316

CONTACT: Gail Mootz

Project: FIRE STATION REPLACEMENT OF EVAPORATOR COIL INDOOR AHU

LABOR AND MATERIAL FOR THE FOLLOWING WORK:

1. Perform proper recovery procedure of existing refrigerant based on EPA federal regulations.
2. Provide labor and material for the removal and proper disposal of old indoor evaporator coil to include all related materials.
3. Provide labor and material to install new evaporator coil DUFBGOEBI 18C) to include bar style UV lights within coil compartment and related installation materials. UV light requires a 110 volt electrical feed ran to AHU junction box. It will be the responsibility of the COBB to provide electrical contractor to install this circuit.
4. Provide labor and material to properly charge system with combination of recovered and new refrigerant R41 OA as required to bring system within factory charge specifications.
5. Provide system function check and start-up to ensure proper system operation

HVAC PROPOSAL

State License No.
HVAC: CAC049256



2001 Seventh Avenue North
Lake Worth, Florida 33461
(561) 582-3589
(561) 582-3602 fax
service@stokes.com

DATE 1/30/2018

SUBMITTED TO Boynton Beach Fire House 3		JOB DESCRIPTION Replace Trane AHU Evap Coils
ADDRESS 3501 N. Congress Avenue Boynton Beach		JOB LOCATION Mechanical Closet
ATTN Gail Mootz	PHONE 561-742-6223	EMAIL Mootzgbfl.us

We hereby submit this proposal to perform the following work as outlined below:

- Recover refrigerant out of system model- Raujc40EBC03000000020
- Disconnect refrigerant lines and dismantle cabinet to remove coils
- Remove existing evap coil, provide and install a new evap coil for AHU model-MCCB035UA0A0UB
- Provide and install a new commercial UV Light
- Provide a pressure test to confirm system has no leaks
- Run system under a vacuum and then charge system up with recovered refrigerant
- Perform start up
- Confirm proper operation and return system to service

Work to be performed during the hours of 8:00am - 4:30pm Monday - Friday

EXCLUSIONS:

Work beyond above stated scope: Upgrades to electrical, ductwork, drain line, condenser, refrigerant pipe Engineer drawings, permitting, txv's, painting, patching and coring, anything with the condenser, coil coat

We hereby propose to furnish material and labor in complete accordance with above description, for the sum of:
Twenty Two Thousand One Hundred xx/100 Dollars (\$ 22,100.00)

Payment to be made as follows:

100% upon completion

All material is guaranteed to be as specified. All work to be completed in a workmanlike manner according to standard practices. Any alteration or deviation from the above description involving extra costs will be executed only upon written orders, and will become an extra charge over and above the estimate. All agreements contingent upon strikes, accidents or delays beyond our control. Owner to carry fire, hurricane and other necessary insurance. Our workers are covered by Workman's Compensation insurance.

Authorized Signature:

Michael Camilli Service Specialist

NOTE: This proposal may be withdrawn if not accepted within 30 days.

Acceptance of Proposal -- The above prices, description and conditions are satisfactory and are hereby accepted. You are authorized to do the work as specified. Payment will be made as outlined above.

Signature:

Print Name/Title:

Date of Acceptance:

FOR OFFICE USE ONLY

PENDING

SIGNED

COMPLETED

BILLED



THERMAL

C O N C E P T S
HVAC • Refrigeration • Ductwork

CACO39621 CSCO46951 CGCA07936

Stuart Office
2497 SE Dixie Highway
Stuart, Florida 34997
O: 772.220.2365
F: 772.220.2273

Main Office
2201 College Avenue
Davie, Florida 33317
O: 954.472.4465
F: 954.370.6410

Gulf Coast Office
3193 Tech Drive N.
St. Petersburg, Florida 33716
O: 727.914.8530
F: 727.914.8362

DATE: February 12, 2018

CLIENT: City Of Boynton Beach 100 E Boynton Beach Boulevard PO Box 310 Boynton Beach, FL 33425 Phone: 561-742-6323 Fax: 561-742-6316	PROPOSAL: 00022509 Fire House #3 3501 Congress Ave Boynton Beach, FL 33426
--	--

CONTACT: Mootz

We propose hereby to furnish material and labor, complete in accordance with specifications below for the sum of **Twenty-Nine Thousand Eight Hundred Forty And 00/100 Dollars.**

FIRE STATION #3: REPLACEMENT OF EVAPORATOR COIL INDOOR AHU

PROVIDE LABOR AND MATERIAL FOR THE FOLLOWING WORK:

1. Perform proper recovery procedure of existing refrigerant based on EPA federal regulations.
2. Provide labor and material for the removal and proper disposal of old indoor evaporator coil to include all related materials.
3. Provide labor and material to install new evaporator coil (DUFBG0EB118C) to include bar style UV lights within coil compartment and related installation materials. UV light requires a 110 volt electrical feed ran to AHU junction box. It will be the responsibility of the COBB to provide electrical contractor to install this circuit.
4. Provide labor and material to properly charge system with combination of recovered and new refrigerant R410A as required to bring system within factory charge specifications.
5. Provide system function check and start-up to ensure proper system operation.
6. Manufacturer's part warranty; 1 year parts. Thermal Concepts Warranty: 90 day labor up to 1 year craftsmanship warranty.
7. Work shall be performed during the hours of 8.00am to 4.30pm, excluding holidays and weekends.
8. Estimated Lead time is 8 weeks.

Labor.....	\$ 4,320.00
MATERIAL.....	\$ 1,150.00
EQUIPMENT.....	\$ 24,370.00
TOTAL-----	-----\$ 29,840.00

THERMAL STANDARD TERMS, CONDITIONS AND EXCLUSIONS ARE PART OF THIS PROPOSAL.

Customer Initial _____

AMENDMENTS & SPECIAL PROVISIONS:

Exclusions:

1. Any electrical upgrades or electrical work in not included except the disconnection and reconnection of existing electrical services.
2. Any work/repairs to inside equipment or components related to this system is not included.
3. Any other work or services not listed in the above proposal.
4. Any modifications to existing duct work system is not included.

Special provision:

Will require the cooperation of the customer to provide access to mechanical room during business hours.

Any Code Upgrades or Wind Load Calculations Are Excluded

TOTAL BID: (Twenty-Nine Thousand Eight Hundred Forty And 00/100 Dollars) \$29,840.00

Payment to be made as follows: **Net 30 Days**

Acceptance of Proposal This proposal may be withdrawn if not accepted by March 14, 2018.

The above prices, specifications and conditions are satisfactory and are hereby accepted. You are authorized to do the work as specified. Payment will be made as stated above.

David Raiman
Account Manager

Date of Acceptance _____ Signature _____

Printed Name _____

Customer Initial _____

UNLESS SPECIFICALLY INDICATED ELSEWHERE, THIS PROPOSAL IS SUBJECT TO THE FOLLOWING**TERMS & CONDITIONS:**

1. Terms of payment are Net 10 days. Late charges may be assessed at 1.5% per month on past due balances. Applicable taxes are not included. Should payments be received after 60 days, then Thermal may stop all work under this Proposal and/or cancel the Proposal, and the entire price shall become due and payable.
2. Thermal is not responsible for loss or damage caused by unavailability of equipment, components or material for whatever reasons, including forces of nature, inaccessibility to premises, negligence by Customer or others, inadequate system design, vandalism or other causes beyond Thermal's control.
3. Both parties shall seek to avoid litigation. However, in the event that any legal actions are required to be taken by either party relating to this Proposal, it is agreed that such legal actions shall be commenced within one year, or earlier as may be provided by law, from the date in which the cause of action occurred and that the successful party in such legal action shall be awarded reasonable attorneys' fees, litigation or arbitration costs, and collection costs. Any and all legal action shall be filed within the county wherein the work was performed.
4. It is the customer's obligation to inform Thermal of the existence of any hazardous material that may exist at the jobsite. In accordance with OSHA's Hazard Communication Standard Regulations, Customer shall provide Thermal all relevant Material Safety Data Sheets (MSDS).
5. Thermal's responsibility under this Proposal excludes the identification, removal or abatement of asbestos, mold, mildew or other hazardous substances. In the event such products or substances are encountered, Thermal's obligation shall be limited to informing Customer of the possible existence of such materials. In the event that hazardous substances are encountered, all work shall immediately cease and shall not again commence until written documentation that abatement has been performed is provided to Thermal.
6. Thermal and Customer agree that the occurrence of any of the following conditions which, without limitation, might render performance by Thermal impractical, such as, but not limited to: strikes, fires, war, inclement weather, late or non-delivery by suppliers of Thermal and all other contingencies beyond the reasonable control of Thermal. Under no circumstances shall Thermal be liable for any special or consequential damages whether based upon lost goodwill lost resale profits, work stoppage, impairment of other goods or negligence otherwise and whether arising out of breach of warranty, breach of contract, negligence or otherwise, (unless such negligence is directly caused by Thermal) except only in the case of personal injury where applicable by law requires such liability. But in no event shall Thermal's liability exceed the purchase price paid under this Proposal.
7. The Customer shall pay Thermal, in addition to the price of this Proposal, the amount of all present and future taxes or any other government charges now or hereafter imposed by existent or future laws with respect to the transfer, use, ownership or possession of equipment to which this Proposal relates, exclusive of ordinary personal property taxes assessed against Thermal.
8. It is agreed that the Customer shall assume responsibility and pay extra for all services and material required due to electrical power failure, low voltage, burned out main or branch fuses, low water pressure, corrosion, or lightning strikes, and any and all items listed in the EXCLUSIONS section of this Proposal.
9. Customer is responsible for the cost of any additional items of equipment or performance of any safety test or correction in design as recommended or required by insurance companies, state, municipality, or other governmental authorities.
10. Only the materials specifically listed in the service details section of this Proposal are included as a part of the Proposal. All other materials and/or equipment replacement are to be paid for by the Customer, in addition to this Proposal, if the Customer so requests or authorizes such work to be performed by Thermal.
11. All work covered under this Proposal shall be performed during normal working hours, 8:00 am to 4:30 pm Monday through Friday, excluding legal holidays.
12. Any additional work, not specifically stated elsewhere in this Proposal, shall only be performed upon authorization of Customer prior to proceeding with the work. Customer's oral or written authorization will be mutually acceptable.
13. All additional work, unless a quoted price is agreed to prior to commencement of the work, shall be performed on a time and material basis. Signature of Customer's building maintenance personnel or other employee on Thermal's Work Order/service ticket shall constitute acceptance and authorization for payment of the work covered by that form.
14. Thermal reserves the right to discontinue this Proposal at any time, without notice, in the event that payments under this Proposal shall not have been made as agreed.

UNLESS SPECIFICALLY INDICATED ELSEWHERE, THIS PROPOSAL DOES NOT INCLUDE MATERIALS, LABOR, AND EQUIPMENT FOR THE FOLLOWING:**EXCLUSIONS:**

Air balance. Annual / 10 year inspections or overhauls. Air dryers. Anything beyond normal maintenance inspections. Any part of the water system except pumps, excluding those extending below ground level. Building code upgrades. Circuit breakers. Cleaning of towers, evaporator or condenser coils or removal of coils for cleaning, chiller tube cleaning and heat exchangers. Cleaning of environmental contaminants, including but not limited to, mold, mildew and sick building syndrome. Compressors. Condensate pumps. Condensate main drain lines. Condensate drain lines beyond the drain outlet of covered equipment. Condensers or chillers subjected to internal water damage or repairs to other parts of the system as a result of water entering from the condenser or the evaporator. Chiller condenser/evaporator tubes. Control boards. Control systems for any mechanical system. Cooling tower repairs other than those done to components with moving parts. Cranes, lifting equipment, any special rigging costs. Design changes. Disconnect switches. Doors. Drain lines, main, sanitary, waste. Drip pans. Ductwork or repairs to ductwork. Duct cleaning. Duct detectors for

Customer Initial _____

smoke, heat, or air-flow. Electrical work due to power outages, blackouts, brownouts. Electric motor starters, motor controls, motor controllers, blown fuses, power wiring, low voltage wiring, or any failure resulting from any cause other than normal mechanical maintenance. Electronic and/or electro mechanical control boards. EMS systems and all related components. Fire alarm systems. Freight and handling charges. Gaskets, glass, grilles, hardware, ice bins, insulation. Insurer covered internal or external parts. Internal chiller water damage. Motors of 30 horse power and over. Operator or customer misuse or negligence. Painting and patching of any kind. Pneumatic systems. Piping. Pumps of 30 horse power and over. Refrigerants or reclaiming of same. Refrigerant leaking into the waterside of the system or water leaking into the refrigerant side of the system. Relocation of equipment. Removal of hazardous materials or waste. Repairs necessitated due to rust, corrosion, erosion, or deterioration. Repairs to any part of the cooling system subjected to damage due to the use of well water, salt water, brackish water, or inadequate or faulty chemical treatment. Repairs or replacement of items not normally maintained such as, but not limited to, ductwork, grilles, piping, gauges, thermometers, thermostats, structural supports, valves, casings, cabinets, tower fill, slats, basins, hydronic and pneumatic piping. Repairs due to inadequate or fluctuating conditions of utilities. Repairs due to losses or damages as a result of fire, water, windstorm, vandalism, theft, riots, civil commotion, Acts of God, strikes, lockouts, picket lines, machine shop service, or anything beyond the normal mechanical maintenance. Replacement of worn out or obsolete equipment and/or internal or external parts, labor and materials covered by an insurer, design changes, relocation of equipment and major cooling tower overhauls. Shelving. Smoke exhaust systems and all component parts of such systems that may be exist. Variable frequency drives (VFD's). VAV boxes. Vibration isolators or sound traps. Water systems and water treatment of any kind.

Krasnoff, Leah

From: Triestman, Ilyse
Sent: Tuesday, February 13, 2018 8:22 AM
To: Krasnoff, Leah
Subject: FW: Thermal FS 3 Quote.pdf
Attachments: bp-01-00022509_1.doc.docx

Good morning Leah – Please see attached. Thanks, Ilyse



Ilyse Triestman, CPPO, CPPB, FCCN
Purchasing Manager
Financial Services
City of Boynton Beach
100 E. Boynton Beach Blvd. | Boynton Beach, Florida 33435
☎ 561-742-6322
✉ TriestmanI@bbfl.us | 🌐 <http://www.boynton-beach.org/>



America's Gateway to the Gulfstream

Please be advised that Florida has a broad public records law and all correspondence to me via email may be subject to disclosure. Under Florida records law, email addresses are public records. Therefore, your e-mail communication and your e-mail address may be subject to public disclosure.

From: Mootz, Gail
Sent: Monday, February 12, 2018 9:30 AM
To: Triestman, Ilyse <TriestmanI@bbfl.us>
Subject: Thermal FS 3 Quote.pdf

Ilyse,

Here is the update quote with a Feb 2018 date for you to include in the requisition.

Thanks
Gail



Gail Mootz
Crew Supervisor
Public Works, Facilities Maintenance
City of Boynton Beach
222 N.E. 9th Ave. | Boynton Beach, Florida 33435
☎ 561-742-6223

✉ MootzG@bbfl.us | 🌐 <http://www.boynton-beach.org/>



America's Gateway to the Gulfstream

Please be advised that Florida has a broad public records law and all correspondence to me via email may be subject to disclosure. Under Florida records law, email addresses are public records. Therefore, your e-mail communication and your e-mail address may be subject to public disclosure.

**PURCHASE ORDER
CITY OF BOYNTON BEACH, FLORIDA**

PROCUREMENT SERVICES DEPARTMENT
100 EAST BOYNTON BEACH BOULEVARD
P.O. BOX 310
BOYNTON BEACH, FLORIDA 33425-0310

P.O. #: 180761
DATE: 02/22/18

VENDOR 16978

TO: MERIDIAN IT INC
NINE PARKWAY N.
STE 500
DEERFIELD, IL 60015

SHIP TO:
City of Boynton Beach
ITS DEPARTMENT
100 E BOYNTON BEACH BLVD
BOYNTON BEACH, FL 33435

REQUISITION NO.	ORDERING DEPARTMENT:		INQUIRIES REGARDING PURCHASE ORDER CALL (561)742-6310
DATE NEEDED:	BID NO:	COMMISSION APPROVED:	

LINE#	QUANTITY	UOM	ITEM NO. AND DESCRIPTION	UNIT COST	EXTENDED COST
1	1.00	EA	STANDARD WARP 100MB-2U VENDOR ITEM NO.- 1900-W100	8668.0000	8668.00
2	1.00	EA	PLATINUM SERVICE 50-200MB - 2U (FP-SRV-PLAT200) 1 year VENDOR ITEM NO.- FP-SRV-PLAT200	2904.0000	2904.00
3	1.00	EA	DUAL POWER SUPPLY VENDOR ITEM NO.- DPS	704.0000	704.00
4	150.00	DL	SHIPPING	1.0000	150.00

REMARKS:
FATPIPE WARP LOAD BALANCING EQUIPMENT
QUOTE #110266
ONE YEAR PLATINUM SERVICE
DO NOT MAIL PO - ITS WILL SEND TO VENDOR

PROCUREMENT SERVICES:	<i>John D. 2/22/18</i>	P.O. TOTAL:	12426.00
ACCOUNT NO. SEE BELOW	PROJECT		

**PURCHASE ORDER
CITY OF BOYNTON BEACH, FLORIDA**

PROCUREMENT SERVICES DEPARTMENT
100 EAST BOYNTON BEACH BOULEVARD
P.O. BOX 310
BOYNTON BEACH, FLORIDA 33425-0310

P.O. #: 180761
DATE: 02/22/18

VENDOR 16978

TO: MERIDIAN IT INC
NINE PARKWAY N.
STE 500
DEERFIELD, IL 60015

SHIP TO:
City of Boynton Beach
ITS DEPARTMENT
100 E BOYNTON BEACH BLVD
BOYNTON BEACH, FL 33435

REQUISITION NO.	ORDERING DEPARTMENT:	INQUIRIES REGARDING PURCHASE ORDER CALL (561)742-6310
DATE NEEDED:	COMMISSION APPROVED:	

LINE#	QUANTITY	UOM	ITEM NO. AND DESCRIPTION	UNIT COST	EXTENDED COST
-------	----------	-----	--------------------------	-----------	---------------

* ACCOUNTING INFORMATION ONLY - DO NOT SEND THIS PAGE TO THE VENDOR*

REQ/ACCT	DATE	REQ. BY	PROJECT	AMOUNT
0000070731	02/07/18	ITS		9522.00
00115105136415				
0000070731	02/07/18	ITS		2904.00
00115105134622				



PROCUREMENT SERVICES:		P.O. TOTAL:
ACCOUNT NO.	PROJECT	

PURCHASE REQUISITION NBR: 0000070731

STATUS: DEPT APPROVAL
REASON: FATPIPE WARP LOAD BALANCING EQUIPMENT

DATE: 2/07/18

SUGGESTED VENDOR: 16978 MERIDIAN IT INC

DELIVER BY DATE: 2/28/18

REQUISITION BY: ITS
SHIP TO LOCATION: ITS

LINE NBR	DESCRIPTION	QUANTITY	UOM	UNIT COST	EXTEND COST	VENDOR PART NUMBER
1	STANDARD WARP 100MB-2U COMMODITY: COMPUTERS, DP & WORD PROC. SUBCOMMOD: WORD PROC. EQUIPMENT	1.00	EA	8668.0000	8668.00	1900-W100
2	PLATINUM SERVICE 50-200MB - 2U (FP-SRV-PLAT200) 1 Year COMMODITY: CONSULTING SERVICES SUBCOMMOD: COMPUTER/HARDWARE CONSULT	1.00	EA	2904.0000	2904.00	FP-SRV-PLAT200
3	DUAL POWER SUPPLY COMMODITY: COMPUTERS, DP & WORD PROC. SUBCOMMOD: WORD PROC. EQUIPMENT	1.00	EA	704.0000	704.00	DPS
4	SHIPPING COMMODITY: SHIPPING AND HANDLING SUBCOMMOD: SHIPPING & HANDLING	150.00	DL	1.0000	150.00	
REQUISITION TOTAL:						12426.00

----- REQUISITION QUOTES -----
 VENDOR NAME
 10777 SHI
 4598 CDW GOVERNMENT INC.

----- A C C O U N T I N F O R M A T I O N -----

LINE #	ACCOUNT	PROJECT	%	AMOUNT
1	00115105136415	MACHINERY AND EQUIPMENT COMPUTER EQUIPMENT	100.00	8668.00
2	00115105136422	REPAIR/MAINTENANCE SRVS. COMPUTER MAINTENANCE	100.00	2904.00
3	00115105136415	MACHINERY AND EQUIPMENT COMPUTER EQUIPMENT	100.00	704.00
4	00115105136415	MACHINERY AND EQUIPMENT COMPUTER EQUIPMENT	100.00	150.00
				12426.00

REQUISITION IS IN THE CURRENT FISCAL YEAR.

REQUISITION COMMENTS:

FatPipe WARP load balancing equipment
 1 Year Platinum Service
 Quote# 110266
 Do NOT mail - I.T.S. will send to the vendor

APPROVALS 2/21/18
 City Manager _____ Date 2/21/18
 Finance Dept. _____ Date 2/21/18
 Risk Manager _____ Date _____
 City Attorney _____ Date _____



CITY OF BOYNTON BEACH

REQUEST FOR PURCHASE OVER \$10,000

Date: 2/7/2018

Requesting Department: I.T.S.

Contact Person: Marty Stevens

Explanation for Purchase:

For the purchase of FatPipe WARP load balancing equipment. This equipment is needed to provide the load-balancing for both inbound and outbound network traffic with the redundant Internet connection.

Recommended Vendor Meridian IT Inc.

Dollar Amount of Purchase 12,426

Source for Purchase (check and attach backup materials):

- | | | | |
|--------------------------|-------------------------------------|---------------|--------------------------|
| Three Written Quotations | <input checked="" type="checkbox"/> | GSA | <input type="checkbox"/> |
| State Contract | <input type="checkbox"/> | PRIDE/RESPECT | <input type="checkbox"/> |
| SNAPS | <input type="checkbox"/> | Sole Source | <input type="checkbox"/> |
| Piggy-Back | <input type="checkbox"/> | Budgeted Item | <input type="checkbox"/> |
| Emergency Purchase | <input type="checkbox"/> | Other | <input type="checkbox"/> |

Contract Number: _____

NOTE: Pricing proposal for purchase must be presented in the same detail contained within the contract.

Fund Source for Purchase:

Account: 001-1501-513.46-22 \$2,904.00

Account: 001-1501-513.64-15 \$9,522.00

Approvals:

Department Head 

Date 2/7/2018

Purchasing Agent 

Date 2/13/18

Asst City Manager _____

Date _____

City Manager 

Date 2/21/18

Prepared For: **City of Boynton Beach**
 Attn: **Charles Stevens**
 Date: **January 23, 2018**
 Quote Number: **110266**
 Account Manager: **Steve Rochefort**
 Quote Prepared By: **Tom Hanley**

meridian IT
 Meridian IT Inc.
 Steve Rochefort
 National Account Manager
steve.rochefort@meridianitinc.com
 407-791-5494

Product Code	Product Description	Qty	Customer Price	Customer Extended
Products				
1900-W100	Standard WARP 100Mb-2U	1	\$ 8,668.00	\$ 8,668.00
FP-SRV-PLAT200	Platinum Service 50-200Mb - 2u (FP-SRV-PLAT200) x 1 Year	1	\$ 2,904.00	\$ 2,904.00
DPS	Dual Power Supply	1	\$ 704.00	\$ 704.00
Equipment Subtotal:				\$ 12,276.00
Shipping:				150.00
GRAND TOTAL:				\$ 12,426.00

INTENT TO PURCHASE: I am authorized to sign this document and my signature below indicates my authorization for Meridian IT Inc. to order the items specified herein.

Approver Signature: _____ **Date:** _____
Approver Name _____
(Printed): _____ **PO #:** _____
Title: _____ **Terms:** Due Net 30 days

If there is software included herein, Customer hereby agrees to the terms of the applicable manufacturer's End User Licensing Agreement. If Services are included as part of this purchase, a separate Services Contract will be provided for review and signature following the execution of this agreement. Witnesseth, that in consideration of the mutual undertakings herein contained, the parties agree as follows:

FEES AND TAXES: BUYER will be responsible for and shall pay all applicable taxes, fees, restocking fees, freight, levies, imposts, duties, withholdings or other charges (including any interest and penalties thereon), if any, imposed by any authorities by reason of the sale and delivery herein provided for. A charge of 1 1/2% per month (or the rate otherwise permitted by law, whichever is lower) on the unpaid balance for any late payment will be due.

TITLE; RISK OF LOSS: Title to the Equipment will be free and clear of all liens, claims and encumbrances of any kind and shall vest in BUYER as follows: f.o.b. Point of Shipment. Notwithstanding the foregoing, title to Software will remain with the applicable licensor(s), and BUYER's rights therein are contained in the license agreement between such licensor and BUYER.

WARRANTY / LIMITATION OF LIABILITY: BUYER will look exclusively to the manufacturer of the equipment or software purchased for any warranty claims relating thereto, and SELLER shall have no responsibility for such items. BUYER AGREES THAT SELLER WILL IN NO EVENT BE LIABLE FOR SPECIAL, INCIDENTAL OR CONSEQUENTIAL DAMAGES OF ANY KIND. SELLER'S LIABILITY FOR DAMAGES RELATED TO SERVICES PERFORMED, REGARDLESS OF THE FORM OF THE ACTION, IS LIMITED TO THE FEES RECEIVED FOR THE SERVICES PERFORMED.

SECURITY INTEREST BUYER grants SELLER a purchase money security interest in the Equipment to secure payment of the Sales Price in full. BUYER hereby authorizes SELLER to file a financing statement reflecting such security interest.

NOTICES: Any notice provided for herein shall be in writing and, if not personally delivered, shall be by facsimile or electronic transmission (with a copy delivered by first class mail), or by registered or certified mail, postage prepaid, or by overnight delivery, addressed to the party for which it is intended at the address set forth here and above in this quote or to such other address as either party shall from time to time indicate in writing, said notice to be deemed to be effective upon receipt or three days from the date of mailing, whichever occurs first.

NON-WAIVER Unless otherwise agreed to in writing, either Party's failure to insist upon or enforce strict performance by the other Party of any provisions of this Agreement or to exercise any right under this Agreement will not be construed as a waiver or relinquishment of its right to assert or rely upon any provisions or right in that or any other instance, rather, the provisions and right will remain in full force and effect. No waiver shall be effective unless in writing signed by the person charged with making such waiver. This proposal shall be governed by and construed in accordance with the internal laws of the State of Illinois including all matters of construction, validity, performance and enforcement.

SELLER shall be entitled to recover any out-of-pocket costs and expenses incurred in connection with the enforcement of this Agreement, including, without limitation, court costs and reasonable attorney's fees.

EFFECT OF PURCHASE ORDER AND LIKE: Purchase Orders, invoices, quotes and/or order acknowledgments, if accepted by SELLER, shall be binding only with respect to (i) the Equipment ordered; (ii) the fees therefor; and (iii) the delivery location. Other terms and preprinted terms on or attached to any purchase order, quote and/or order acknowledgment shall be void and of no effect.

Good Afternoon,

Thank you for contacting SHI. Included is the quote you requested. If you have any further questions regarding this please feel free to contact me. If you'd like to purchase your quote online, click on the link at the bottom of your quote to retrieve it. Please use the following information to create an account:

TOKEN: 15474
ACCESS KEY: OrangeSLG_ABC

Have a great day!



Pricing Proposal

Quotation #: 14766515
Description: Fatpipe Networks
Created On: Jan-26-2018
Valid Until: Feb-02-2018

City of Boynton Beach FL

Charles Stevens
100 E. Boynton Beach Blvd
Boynton Beach, FL 33435
UNITED STATES
Phone: (561) 742-6079
Fax:
Email: StevensC@bbfl.us

Inside Account Manager

Sean Carlin
290 Davidson Avenue
Somerset, NJ 08873
Phone: 800-543-0432
Fax: 732-868-6055
Email: Sean_Carlin@shi.com

[Click here to order this quote](#)

All Prices are in US Dollar(USD)

Product	Qty	Your Price	Total
1 Standard WARP 100 Mb - 2U Fatpipe Networks - Part#: 1900-W100 Contract Name: Open Market Contract #: Open Market	1	\$11,826.09	\$11,826.09
2 Dual Power Supply Fatpipe Networks - Part#: DPS Contract Name: Open Market Contract #: Open Market	1	\$695.65	\$695.65
3 Platinum Service 50 -20 0 Mb - 2U Fatpipe Networks - Part#: FP-SRV-PLAT200 Contract Name: Open Market Contract #: Open Market	1	\$2,869.57	\$2,869.57
		Subtotal	\$15,391.31
		Shipping	\$150.00
		Total	\$15,541.31

Additional Comments

Fatpipe Network returns must be pre-authorized before returning. Non-defective products will be charged a 20% restocking fee and must include all original packaging.

The Products offered under this proposal are subject to the SHI Return Policy, unless there is an existing agreement between SHI and the Customer.

QUOTE CONFIRMATION



DEAR CHARLES STEVENS,

Thank you for considering CDW•G for your computing needs. The details of your quote are below. [Click here](#) to convert your quote to an order.

QUOTE #	QUOTE DATE	QUOTE REFERENCE	CUSTOMER #	GRAND TOTAL
JMVM672	1/17/2018	FATPIPE	4276732	\$16,705.00

QUOTE DETAILS				
ITEM	QTY	CDW#	UNIT PRICE	EXT. PRICE
FatPipe WARP Max - load balancing device Mfg. Part#: 1900-W100 UNSPSC: 43222622 Contract: National IPA Technology Solutions (130733)	1	1804815	\$12,850.00	\$12,850.00
FATPIPE DUAL PWR SUP Mfg. Part#: DPS Contract: National IPA Technology Solutions (130733)	1	1762233	\$760.00	\$760.00
Fatpipe Mfg. Part#: FP- SRV- PLAT200 UNSPSC: 43232804 Electronic distribution - NO MEDIA Contract: National IPA Technology Solutions (130733)	1	2202002	\$3,095.00	\$3,095.00

PURCHASER BILLING INFO		SUBTOTAL	\$16,705.00
Billing Address: CITY OF BOYNTON BEACH, FLORIDA PURCHASING DEPARTMENT 100 E BOYNTON BEACH BLVD BOYNTON BEACH, FL 33435-3899 Phone: (561) 742-6000 Payment Terms: Net 30 Days-Govt State/Local		SHIPPING	\$0.00
		GRAND TOTAL	\$16,705.00
		DELIVER TO Shipping Address: BOYNTON BEACH CITY HALL CHARLES STEVENS 100 E BOYNTON BEACH BLVD BOYNTON BEACH, FL 33435-3899 Shipping Method: DROP SHIP-GROUND	

THE ABOVE CDW•G SALES CONTACT INFORMATION			
	Sergio Aguirre	(866) 229-6699	sergagu@cdw.com

This quote is subject to CDW's Terms and Conditions of Sales and Service Projects at <http://cdw.com/cdw/cdw/contract-terms-conditions-of-sales-projects>
 For more information, contact a CDW account manager

© 2018 CDW•G LLC, 200 N. Milwaukee Avenue, Vernon Hills, IL 60061 | 800.808.4239

**PURCHASE ORDER
CITY OF BOYNTON BEACH, FLORIDA**

PROCUREMENT SERVICES DEPARTMENT
100 EAST BOYNTON BEACH BOULEVARD
P.O. BOX 310
BOYNTON BEACH, FLORIDA 33425-0310

P.O. #: 180762
DATE: 02/22/18

VENDOR 13536

TO: KAMAN
FLORIDA BEARINGS
3520 INVESTMENT LANE, #3
RIVIERA BEACH, FL 33404

SHIP TO:
City of Boynton Beach

LOCATIONS AND QUANTITIES
SPECIFIED FOLLOWING ITEM

REQUISITION NO. 70762	ORDERING DEPARTMENT: JEN	INQUIRIES REGARDING PURCHASE ORDER CALL (561)742-6310
DATE NEEDED:	COMMISSION APPROVED:	

LINE#	QUANTITY UOM	ITEM NO. AND DESCRIPTION	UNIT COST	EXTENDED COST
1	2.00 EA	7.5 HP PUMP 230V 3PH FA10.33E-223/FK17.1-4/12 700-57-63 PRICING UP TO DATE PER PALM BEACH COUNTY CONTRACT	6412.0000	12824.00

*** SHIPPING INSTRUCTIONS ***

TO: WAREHOUSE #2
222 NE 9TH AVENUE
BOYNTON BEACH, FL 33435

2	1.00 EA	6.2HP EMU PUMP 3PH-230V- -FA10.33-194/FK17.1-4/81 700-57-78 PRICING UP TO DATE PER PALM BEACH COUNTY CONTRACT	6575.4400	6575.44
---	---------	---	-----------	---------

*** SHIPPING INSTRUCTIONS ***

TO: WAREHOUSE #2
222 NE 9TH AVENUE
BOYNTON BEACH, FL 33435

REMARKS:
WAREHOUSE STOCK
PIGGYBACK PBC CONTRACT #15005; EXP. 12/15/19
DO NOT MAIL PO - WAREHOUSE WILL SEND TO VENDOR

PROCUREMENT SERVICES:	<i>JWH 2/22/18</i>	P.O. TOTAL:	19399.44
ACCOUNT NO.	PROJECT		

PURCHASE REQUISITION NBR: 0000070762

STATUS: PURCHASING APPROVAL
REASON: WAREHOUSE STOCK

DATE: 2/13/18

DELIVER BY DATE: 2/13/18

SUGGESTED VENDOR: 13536 KAMAN

VENDOR PART NUMBER

REQUISITION BY: JEN

SHIP TO LOCATION: WAREHOUSE

LINE NBR DESCRIPTION

QUANTITY UOM UNIT COST EXTEND COST

1 7.5 HP PUMP 230V 3PH FA10.33E-223/FK17.1-4/12 2.00 EA 6412.0000 12824.00
 700-57-63 PRICING UP TO DATE PER PALM BEACH COUNTY CONTRACT
 COMMODITY: WAREHOUSE 2
 SUBCOMMOD: PIPE AND SUPPLIES
 INVENTORY BUILDING: W2 STOCK NO: 700-057-00063

2 6.2HP EMU PUMP 3PH-230V- -FA10.33-194/FK17.1-4/81 1.00 EA 6575.4400 6575.44
 700-57-78 PRICING UP TO DATE PER PALM BEACH COUNTY CONTRACT
 COMMODITY: WAREHOUSE 2
 SUBCOMMOD: PIPE AND SUPPLIES
 INVENTORY BUILDING: W2 STOCK NO: 700-057-00078

REQUISITION TOTAL: 19399.44

A C C C O U N T I N F O R M A T I O N

LINE #	ACCOUNT	PROJECT	%	AMOUNT
1	50200001410100	INVENTORY-WARHS COMM	100.00	12824.00
2	50200001410100	INVENTORY-WARHS COMM	100.00	6575.44
REQUISITION TOTAL:				19399.44

REQUISITION IS IN THE CURRENT FISCAL YEAR.

REQUISITION COMMENTS:

WAREHOUSE STOCK DO NOT ORDER WE WILL EMAIL.
PIGGYBACK OFF PALM BEACH COUNTY CONTRACT # 15005
EXPIRES ON 12/15/19
QUOTE EMAILED TO LEAH.

APPROVALS

City Manager [Signature] Date 2/21/18
 Finance Dept. [Signature] Date 2/21/18
 Risk Manager _____ Date _____
 City Attorney _____ Date _____



CITY OF BOYNTON BEACH

REQUEST FOR PURCHASE OVER \$10,000

Date: 2/13/2018

Requesting Department: Materials & Distribution Contact Person: Jennifer Paciello

Explanation for Purchase:
 Purchase pumps for stock to be used for City's lift stations. Req # 70762

Recommended Vendor Kaman

Dollar Amount of Purchase \$19,399.44

Source for Purchase (check and attach backup materials):

Three Written Quotations	<input type="checkbox"/>	GSA	<input type="checkbox"/>
State Contract	<input type="checkbox"/>	PRIDE/RESPECT	<input type="checkbox"/>
SNAPS	<input type="checkbox"/>	Sole Source	<input type="checkbox"/>
Piggy-Back	<input checked="" type="checkbox"/>	Budgeted Item	<input type="checkbox"/>
Emergency Purchase	<input type="checkbox"/>	Other	<input type="checkbox"/>

Contract Number: PBC # 15005

NOTE: Pricing proposal for purchase must be presented in the same detail contained within the contract.

Fund Source for Purchase:
502-0000-141-0100

Approvals:

Department Head		Date	<u>2/13/18</u>
Purchasing Agent		Date	<u>2/13/18</u>
Asst City Manager	_____	Date	_____
City Manager		Date	<u>2/21/18</u>

Form Revised 02/01/02

KAMAN

Industrial Technologies

Quote

Quote #	Quote Date	Quoted By
340252-00	02/12/18	Derek Halpin
Terms	Expiration Date	Account Manager
NET 30	03/14/18	

Correspondence To:
 Kaman - West Palm Beach
 6747 Belvedere Rd
 Suite 101
 Whse # 1104
 West Palm Beach, Fl 33413
 P 561.863.3260

Customer Contact:

Bill To:
 121454
 City Of Boynton Beach
 100 E Boynton Beach Blvd
 Po Box 310
 Boynton Beach, Fl 33435-3838

Ship To:
 City Of Boynton Beach
 100 E Boynton Beach Blvd
 Po Box 310
 Boynton Beach, Fl 33435-3838

Reference	Instructions	Ship Via	Freight Terms
Message We thank you for your business, have a nice day.		Ship Point Kaman - West Palm Beach	Freight Account

Ln#	Product and Description	Non-Cancel Non-Return	Promise Date	Quote Quantity	Qty UOM	Unit Price	Price UOM	Extended Price
1	K135-1094 FA10.33-223/FK17.1-4/12K-7.5-1740-230/460V Brnd: WILO Mfr#: FA10.33-223/FK17.1-4/12K-7.5-1740-230/460V Vend#: FA10.33-223/FK17.1-4/12K-7.5-1740-230/460V FA10.33-223/FK17.1-4/12 230V 40FT POWER CORD 7.5 HP "NO MOISTURE,NO THERMAL,NO COUPLING" SS LIFTING BAIL		02/12/18	2	EA	6,412.00	EA	12,824.00
2	K132-5976 FA10.33E-194/FK17.1-4/8K-6.2HP-1740-230/460V Brnd: WILO Mfr#: FA10.33E-194/FK17.1-4/8K-6.2HP-1740-230/46 Vend#: FA10.33E-194/FK17.1-4/8K-6.2HP-1740-230/460V FA10.33-194/FK17.1-4/8 230V 40FT POWER CORD 6.2 HP "NO MOISTURE,NO THERMAL,NO COUPLING" SS LIFTING BAIL		02/12/18	1	EA	6,575.44	EA	6,575.44

2 Total Lines	Total Quantity	3	Sub-Total	\$19,399.44
			Quote Total	\$19,399.44

This Quotation is Expressly Limited To, And Expressly Made Conditional On, Buyer's Acceptance Of Kaman's Terms And Conditions Of Sale Located At www.kaman.com/tcs. Seller Objects To Any Different Or Additional Terms. - All Currency Is In USA Dollars.



Purchasing Department
 50 South Military Trail, Suite 110
 West Palm Beach, FL 33415-3199
 (561) 616-6800
 FAX: (561) 616-6811
 www.pbcgov.com/purchasing

Form R

December 16, 2014

Florida Bearings - a Division of Kaman
 Mike McInnis, Team Leader
 3520 Investment Lane, #3
 Riviera Beach, FL 33404

TERM CONTRACT # 15005

Dear Vendor:

This is to inform you that Palm Beach County Board of County Commissioners continues to pre-qualify your firm for SEWAGE DISCHARGE, AND SUBMERSIBLE PUMPS on an as needed basis. Unless you are notified otherwise, your pre-qualification shall remain in effect for the duration of the contract.

The term of this contract is 12/16/2014 through 12/15/2019, and has an estimated dollar value of \$871,390, inclusive of all vendors awarded.

The obligations of Palm Beach County under this contract are subject to the availability of funds lawfully appropriated for its purpose by the State of Florida and the Board of County Commissioners.

Palm Beach County departments will issue hard copy orders against this contract as your authorization to deliver. All invoices must reference a unique document number (e.g., KDO 680 XY030305000000001111 or KDO 680 XY0303051111). Failure to provide an order number with each invoice will result in a delay in processing payment.

If you have any questions, please contact Sandy Oservenyak, Senior Buyer at scser@pbcgov.org or (561) 616-6814.

Sincerely,

Kathleen M. Scarlett
 Kathleen M. Scarlett
 Purchasing Director

c: Vernetha Green, WUD
 File

Palm Beach County
 Board of County
 Commissioners

Shelley Vana, Mayor

Mary Lou Berger, Vice-Mayor

Hal R. Velez

Paulette Burdick

Steven L. Abrams

Melissa McKinlay

Priscilla A. Taylor

County Administrator

Robert Welsman

"An Equal Opportunity
 Affirmative Action Employer"



**PURCHASE ORDER
CITY OF BOYNTON BEACH, FLORIDA**

PROCUREMENT SERVICES DEPARTMENT
100 EAST BOYNTON BEACH BOULEVARD
P.O. BOX 310
BOYNTON BEACH, FLORIDA 33425-0310

P.O. #: 180763
DATE: 02/22/18

VENDOR 16713

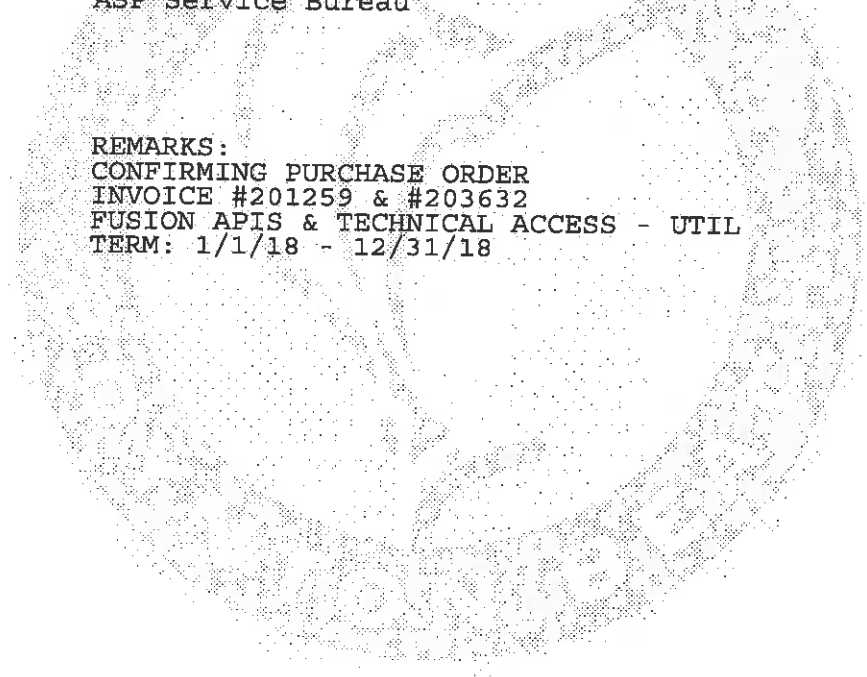
TO: SUPERION, LLC
RAMUNDSEN SUPERIOR HOLDIN
1000 BUSINESS CENTER DR
LAKE MARY, FL 32746

SHIP TO:
City of Boynton Beach
ITS DEPARTMENT
100 E BOYNTON BEACH BLVD
BOYNTON BEACH, FL 33435

REQUISITION NO. 70784	ORDERING DEPARTMENT: ITS	INQUIRIES REGARDING PURCHASE ORDER CALL (561)742-6310
DATE NEEDED:	COMMISSION APPROVED:	

LINE#	QUANTITY	UOM	ITEM NO. AND DESCRIPTION	UNIT COST	EXTENDED COST
1	1.00	EA	SUPERION FUSION OPEN MARKET - ANNUAL SUBSCRIPTION SunGard Public Sector Fusion Open Market	12600.0000	12600.00
2	1.00	EA	SUPERION FUSION APIS - ANNUAL MAINTENANCE FEE SunGard Public Sector Fusion API's	.0001	.00
3	1.00	EA	ASP - TECHNICAL - ACCESS FEE ASP Service Bureau	1500.0000	1500.00

REMARKS:
CONFIRMING PURCHASE ORDER
INVOICE #201259 & #203632
FUSION APIS & TECHNICAL ACCESS - UTIL
TERM: 1/1/18 - 12/31/18



PROCUREMENT SERVICES:	<i>John H. [Signature]</i>	P.O. TOTAL:	14100.00
ACCOUNT NO. 401-2821-536.46-91	PROJECT		

PURCHASE REQUISITION NBR: 0000070784

REQUISITION BY: ITS
SHIP TO LOCATION: ITS

STATUS: DEPT APPROVAL
REASON: FUSION APIS AND TECHNICAL ACCESS - UTILITIES

DATE: 2/20/18
DELIVER BY DATE: 3/06/18

SUGGESTED VENDOR: 16713 SUPERION, LLC

LINE NBR	DESCRIPTION	QUANTITY	UOM	UNIT COST	EXTEND COST	VENDOR PART NUMBER
1	SUPERION FUSION OPEN MARKET - ANNUAL SUBSCRIPTION SunGard Public Sector Fusion Open Market COMMODITY: COMPUTERS, DP & WORD PROC. SUBCOMM: SOFTWARE APP. MAIN FRAME	1.00	EA	12600.0000	12600.00	
2	SUPERION FUSION APIS - ANNUAL MAINTENANCE FEE SunGard Public Sector Fusion API's COMMODITY: COMPUTERS, DP & WORD PROC. SUBCOMM: SOFTWARE APP. MAIN FRAME	1.00	EA	.0001	.00	
3	ASP - TECHNICAL - ACCESS FEE ASP Service Bureau COMMODITY: COMPUTERS, DP & WORD PROC. SUBCOMM: POWER SUPPLIES, UPS, ETC	1.00	EA	1500.0000	1500.00	


REQUISITION TOTAL: 14100.00

ACCOUNT INFORMATION

LINE #	ACCOUNT	PROJECT	%	AMOUNT
1	40128215364691	REPAIR/MAINTENANCE SRVS. SOFTWARE MAINTENANCE	100.00	12600.00
2	40128215364691	REPAIR/MAINTENANCE SRVS. SOFTWARE MAINTENANCE	100.00	.00
3	40128215364691	REPAIR/MAINTENANCE SRVS. SOFTWARE MAINTENANCE	100.00	1500.00
				14100.00

REQUISITION IS IN THE CURRENT FISCAL YEAR.

REQUISITION COMMENTS:

 Fusion Apis and Technical Access - Utilities
 Interface product for Superion to allow 3rd parties to integrate with Superion for various processes (bill presentment, payment and notifications).
 Invoices# 201259 and 203632
 Terms: 01/01/2018-12/31/2018

APPROVALS

City Manager [Signature] Date 2/21/18
 Finance Dept [Signature] Date 2/21/18
 Risk Manager _____ Date _____
 City Attorney _____ Date _____



CITY OF BOYNTON BEACH

REQUEST FOR PURCHASE OVER \$10,000

Date: 2/20/2018

Requesting Department: ITS

Contact Person: Marty Stevens

Explanation for Purchase:
 Superior interface Fusion is a "gateway" product to allow, in a more efficient way, 3rd party entities access to the Superior database for business purposes. Fusion allows real-time or "live" information transfers and will be utilized by our 3rd party vendor Bill2Pay for bill presentation, payment processing and IVR information.

Recommended Vendor Superion

Dollar Amount of Purchase \$14,100.00

Source for Purchase (check and attach backup materials):

Three Written Quotations	<input type="checkbox"/>	GSA	<input type="checkbox"/>
State Contract	<input type="checkbox"/>	PRIDE/RESPECT	<input type="checkbox"/>
SNAPS	<input type="checkbox"/>	Sole Source	<input checked="" type="checkbox"/>
Piggy-Back	<input type="checkbox"/>	Budgeted Item	<input type="checkbox"/>
Emergency Purchase	<input type="checkbox"/>	Other	<input type="checkbox"/>

Contract Number: _____

NOTE: Pricing proposal for purchase must be presented in the same detail contained within the contract.

Fund Source for Purchase:
 Utilities 401-2821-536.46-91

Approvals:

Department Head	<u>[Signature]</u>	Date	<u>2/20/18</u>
Purchasing Agent	<u>[Signature]</u>	Date	<u>2/20/18</u>
Asst City Manager	_____	Date	_____
City Manager	<u>[Signature]</u>	Date	<u>2/20/18</u>

Form Revised 02/01/02



1000 Business Center Drive
 Lake Mary, FL 32746
 www.Superion.com
 Toll free 800-727-8088

Invoice

Invoice No
201259

Date
12/1/2017

Page
1 of 1

Billing Inquiries: Accounts.Receivable@Superion.com

Bill To
 City of Boynton Beach-RISC
 100 East Boynton Beach
 BOYNTON BEACH FL 33435
 United States

Ship To
 City of Boynton Beach-RISC
 100 East Boynton Beach
 BOYNTON BEACH FL 33435
 United States

Customer No	Customer Name	Customer PO #	Currency	Terms	Due Date
1173LG	City of Boynton Beach		USD	Net 30	12/31/2017
No 2	Description	Units	Rate	Extended	
Contract No. 20501					
1	Superion Fusion Open Market - Annual Subscription Fee SunGard Public Sector Fusion Open Market Maintenance: Start:1/1/2018, End: 12/31/2018	1	\$12,600.00	\$12,600.00	
2	Superion Fusion APIs - Annual Maintenance Fee SunGard Public Sector Fusion API's Maintenance: Start:1/1/2018, End: 12/31/2018	1	\$0.00	\$0.00	

Please make remittance payable to Superior, LLC
ACH / EFT:
 Routing Number 0710-000-39
 Account Number 81880-15335
 Bank of America (Phone 800-432-1000)
 E-mail payment details to: Accounts.Receivable@superion.com

Check:
 12709 Collection Center Drive
 Chicago, IL 60693

Subtotal	\$12,600.00
Tax	\$0.00
Invoice Total	\$12,600.00
Payments Applied	\$0.00
Balance Due	\$12,600.00



1000 Business Center Drive
 Lake Mary, FL 32746
 www.Superior.com
 Toll free 800-727-8088

Invoice

Invoice No
203632

Date
2/7/2018

Page
1 of 1

Billing Inquiries: Accounts.Receivable@Superior.com

Bill To
 City of Boynton Beach-RISC
 100 East Boynton Beach
 BOYNTON BEACH FL 33435
 United States

Ship To
 City of Boynton Beach-RISC
 100 East Boynton Beach
 BOYNTON BEACH FL 33435
 United States

<i>Customer No</i>	<i>Customer Name</i>	<i>Customer PO #</i>	<i>Currency</i>	<i>Terms</i>	<i>Due Date</i>
1173LG	City of Boynton Beach		USD	Net 30	3/9/2018
No 1	Description	Units	Rate	Extended	
Contract No. 00020501					
1	ASP - Technical - Access Fee ASP Service Bureau Maintenance: Start:1/1/2018, End: 12/31/2018	1	\$1,500.00	\$1,500.00	

Please make remittance payable to Superior, LLC
ACH / EFT:
 Routing Number 0710-000-39
 Account Number 81880-15335
 Bank of America (Phone 800-432-1000)
 E-mail payment details to: Accounts.Receivable@superior.com

Check:
 12709 Collection Center Drive
 Chicago, IL 60693

Subtotal	\$1,500.00
Tax	\$0.00
Invoice Total	\$1,500.00
Payments Applied	\$0.00
Balance Due	\$1,500.00

SUNGARD PUBLIC SECTOR

Add-On Quote

Quote Prepared By:

Josh Bisienere
1000 Business Center Dr
Lake Mary, FL 32746
Phone: 407-304-3125 Fax:
Email: joshua.bisienere@sungardps.com

Quote Prepared For:

John McNally
City of Boynton Beach
100 East Boynton Beach Blvd
Boynton Beach, FL 33435
(561) 742-6073

Quote Q-00020501 Date 05/27/2016 Valid Until 08/25/2016

License Fees

eGovernment

Product Code K1-3-F Product Name SunGard Public Sector Fusion APIs

Quantity	Ext Price	Maintenance
1	0.00	-
Totals:	0.00	-

Annual Subscription Fees

eGovernment

Product Code FUSION-OM Product Name SunGard Public Sector Fusion Open Market

Quantity	Ext Price
1	\$12,000.00

Contract Startup Fee

Product Code FUSION-OM Product Name SunGard Public Sector Fusion Open Market

Quantity
1

Professional Services

Product Code	Product Name	Proj Mgmt	Installation	Tech Svcs	Training	Impl Svcs	Consulting	Development	Total Services
FUSION-SVC	SunGard Public Sector Fusion Professional Services	640.00	1,400.00		640.00				2,680.00
Totals:		\$640.00	\$1,400.00		\$640.00				\$2,680.00

Product & Services

Annual Subscription Fees:	\$12,000.00
Cloud Annual Access Fees:	\$1,500.00
Contract Startup Fees:	\$2,000.00
Professional Services:	\$2,680.00
Third Party Contract Startup Fees:	\$2,000.00

Subtotal: \$20,180.01
Total: \$18,180.01

Payment terms as follows, unless otherwise notated below for Special Payment Terms by Product:

License, Project Planning, Project Management, Consulting, Technical Services, Conversion, Third Party Product Software and Hardware Fees are due upon execution of this Quote. Training fees and Travel & Living expenses are due as incurred monthly. Installation is due upon completion. Custom Modifications, System Change Requests or SOWs for customization, and Third Party Product Implementation Services fees are due 50% on execution of this Quote and 50% due upon invoice, upon completion. Unless otherwise provided, other Professional Services are due monthly, as such services are delivered. Additional services, if requested, will be invoiced at then-current rates. Any shipping charges shown are estimated only and actual shipping charges will be due upon invoice, upon delivery.

Annual Subscription Fee(s): Initial annual subscription fees are due 100% on the Execution Date. The initial annual subscription term for any subscription product(s) listed above shall commence on the Execution Date of this Agreement and extend for a period of one (1) year. Thereafter, the subscription terms shall automatically renew for successive one (1) year terms, unless either party gives the other party written notice of non-renewal at least sixty (60) days prior to expiration of the then-current term. The then-current fee will be specified by SunGard Public Sector in an annual invoice to Customer thirty (30) days prior to the expiration of then-current annual period.

SunGard Public Sector Application Annual Support: Customer is committed to the initial term of Maintenance and Support Services for which the support fee is included in the License fee(s) and begins upon execution of this Quote and extends for a twelve (12) month period. Subsequent terms of support will be for twelve (12) month periods, commencing at the end of the prior support period. Support fees shown are for the second term of support for which SunGard Public Sector is committed and which shall be due prior to the start of that term. Fees for subsequent terms of support will be due prior to the start of each term at the then-prevailing rate. Subsequent terms will renew automatically until such time SunGard Public Sector receives written notice from the Customer thirty (30) days prior to the expiration of the then current term. Notification of non-renewal is required prior to the start of the renewal term. Customer will be invoiced, and payment is due, upon renewal.

Third Party Product Annual Support Fees: The support fee for the initial annual period is included in the applicable Third Party Product License fees(s) unless otherwise stated. Subsequent terms invoiced by SunGard Public Sector will renew automatically at then-prevailing rates until such time SunGard Public Sector receives written notice of non-renewal from the Customer ninety (90) days in advance of the expiration of the then-current term. Notification of non-renewal is required prior to the start of the renewal term. Customer will be invoiced, and payment is due, upon renewal. As applicable for certain Third Party Products that are invoiced directly by the third party to Customer, payment terms for any renewal term(s) of support shall be as provided by the third party to Customer.

Applicable Start-up Fees are due upon execution of this Quote. Initial Annual Access Fees are due upon execution of this Quote and will be invoiced pro-rata to coincide with Customer's Annual Renewal Date. Subsequent Annual Access Fees will be invoiced each year thereafter on the anniversary of Customer's Annual Renewal Date.

Additional Terms:

This Add-On Quote constitutes a supplemental Schedule A-Order Form amendment to the existing Agreement (the "Agreement") by and between SunGard Public Sector and Customer which pertains to Application Service Provider (ASP) services. Unless otherwise stated below, all terms and conditions as stated in the Agreement shall remain in effect.

Applicable taxes are not included, and, if applicable, will be added to the amount in the payment of invoice(s) being sent separately. Travel and living expenses are in addition to the prices quoted above and shall be governed by the SunGard Public Sector Travel Expense Guidelines.

Preprinted conditions and all other terms not included in this Quote or in the Contract and Agreement, stated on any purchase order or other document submitted hereafter by Customer are of no force or effect, and the terms and conditions of the Contract and Agreement and any amendments thereto shall control unless expressly accepted in writing by SunGard Public Sector to Customer.

SunGard Public Sector's "Cloud" Products identified above are application Modules to be hosted by SunGard Public Sector.

Third party hardware/software maintenance and/or warranty will be provided by the third party hardware and software manufacturer(s). SunGard Public Sector makes no representations as to expected performance, suitability, or the satisfaction of Customer's requirements with respect to the hardware or other third party products specified in this Quote. The return and refund policy of each individual third party hardware/software supplier shall apply.

This Agreement is based on the current licensing policies of each third party software manufacturer as well as all hardware manufacturers. In the event that a manufacturer changes any of these respective policies or prices, SunGard Public Sector reserves the right to adjust this proposal to reflect those changes.

Pricing for professional services provided under this quote is a good faith estimate based on the information available to SunGard Public Sector at the time of execution of this Quote. The total amount that Customer will pay for these services will vary based on the actual number of hours of services required to complete the services. If required, additional services will be provided on a time and materials basis at hourly rates equal to FIS Public Sector's then-current rates for the services at issue.

For training and on-site project management sessions which are cancelled at the request of Customer within fourteen (14) days of the scheduled start date, Customer is responsible for entire price of the training or on-site project management plus incurred expenses.

City of Boynton Beach

Lori LaVerriere

Authorized Signature:

Date: 7/20/16

Printed Name:

Lori LaVerriere

SunGard Public Sector

City Manager

**PURCHASE ORDER
CITY OF BOYNTON BEACH, FLORIDA**

PROCUREMENT SERVICES DEPARTMENT
100 EAST BOYNTON BEACH BOULEVARD
P.O. BOX 310
BOYNTON BEACH, FLORIDA 33425-0310

P.O. #: 180771
DATE: 02/26/18


VENDOR 14411

TO: MARINE ENGINEERING & CONSTRUCT
858 N DIXIE HWY
LANTANA, FL 33462

SHIP TO:
City of Boynton Beach
RECREATION ADMINISTRATION
100 E BOYNTON BCH BLVD
BOYNTON BEACH, FL 33435

REQUISITION NO. 70748	ORDERING DEPARTMENT: REC/FIN/LK	INQUIRIES REGARDING PURCHASE ORDER CALL (561)742-6310
DATE NEEDED:	COMMISSION APPROVED:	

LINE#	QUANTITY UOM	ITEM NO. AND DESCRIPTION	UNIT COST	EXTENDED COST
1	10800.00 DL	INSTALL CHANNEL MARKERS AT HARVEY E OYER PARK INSTALL 6-14" CONCRETE PILES AT CHANNEL EDGE. PILES WILL BE DOT SPECIFICATION CONCRETE PILES INSTALLED BY MECHANICAL PILE DRIVING EQUIPMENT & DRIVEN TO PRACTICAL REFUSAL. PILES WILL BE CUT TO PROPER ELEVATION & EXPOSED STEEL WILL BE EPOXY COATED.	1.0000	10800.00
2	4200.00 DL	INSTALL 12 ALUMINUM/REFLECTIVE CHANNEL MARKER SIGNS PER FWC SPECIFICATION ON EACH PILE USING STAINLESS STEEL THROUGH BOLTED HARDWARE. ALL PERMITTING & ENGINEERING TO BE PROVIDED TO MEC FROM THE CITY OF BOYNTON BEACH. REMARKS: CHANNEL MARKERS AT OYER PARK SEE ATTACHED QUOTE	1.0000	4200.00

PROCUREMENT SERVICES:		P.O. TOTAL:	15000.00
ACCOUNT NO. 302-4108-580.49-17	PROJECT RP1803		

PURCHASE REQUISITION NBR: 0000070748
 STATUS: DEPT APPROVAL
 REASON: CHANNEL MARKERS AT OYER PARK
 SUGGESTED VENDOR: 14411 MARINE ENGINEERING & CONSTRUCT
 DATE: 2/09/18
 DELIVER BY DATE: 3/02/18

REQUISITION BY: REC/FIN/LK
 SHIP TO LOCATION: RECREATION ADMIN
 SUGGESTED VENDOR: 14411 MARINE ENGINEERING & CONSTRUCT

LINE NBR DESCRIPTION
 QUANTITY UOM UNIT COST EXTEND COST VENDOR PART NUMBER

- 1 INSTALL CHANNEL MARKERS AT HARVEY R OYER PARK
 PILES WILL BE DOT SPECIFICATION CONCRETE EDGE.
 INSTALLED BY MECHANICAL PILE DRIVING EQUIPMENT &
 PROPER ELEVATION & EXPOSED STEEL WILL BE EPOXY
 COATED.
 COMMODITY: CONSULTING SERVICES
 SUBCOMMOD: CONSTRUCTION
- 2 INSTALL 12 ALUMINUM/REFLECTIVE CHANNEL MARKER
 SIGNS PER FWC SPECIFICATION ON EACH PILE USING
 STAINLESS STEEL THROUGH BOLTED HARDWARE.
 ALL PERMITTING & ENGINEERING TO BE PROVIDED TO MEC
 FROM THE CITY OF BOXTON BEACH.
 COMMODITY: CONSULTING SERVICES
 SUBCOMMOD: CONSTRUCTION

REQUISITION TOTAL: 15000.00

REQUISITION QUOTES
 VENDOR NAME 14411 MARINE ENGINEERING & CONSTRUCT
 COST 15000.0000
 15600.0000

A C C O U N T I N F O R M A T I O N

LINE #	ACCOUNT	OTHER CURRENT CHGS	OTHER CONTRACTUAL SRVS	OTHER CURRENT CHGS	OTHER CONTRACTUAL SRVS	AMOUNT
1	30241085804917					10800.00
2	30241085804917					4200.00
						15000.00

REQUISITION IS IN THE CURRENT FISCAL YEAR.

APPROVALS
 City Manager [Signature] Date 2/10/18
 Finance Dept. [Signature] Date 2/10/18
 Risk Manager [Signature] Date 2-23-18
 City Attorney _____ Date _____



CITY OF BOYNTON BEACH

REQUEST FOR PURCHASE OVER \$10,000

Date: 1/30/2018

Requesting Department: Recreation

Contact Person: Tom Mahady

Explanation for Purchase:
 Channel Markers for Harvey E. Oyer Park

Recommended Vendor Marine Engineering Construction Inc 14411

Dollar Amount of Purchase \$15,000.00

Source for Purchase (check and attach backup materials):

Three Written Quotations	<input checked="" type="checkbox"/>	GSA	<input type="checkbox"/>
State Contract	<input type="checkbox"/>	PRIDE/RESPECT	<input type="checkbox"/>
SNAPS	<input type="checkbox"/>	Sole Source	<input type="checkbox"/>
Piggy-Back	<input type="checkbox"/>	Budgeted Item	<input type="checkbox"/>
Emergency Purchase	<input type="checkbox"/>	Other	<input type="checkbox"/>

Contract Number: _____

NOTE: Pricing proposal for purchase must be presented in the same detail contained within the contract.

Fund Source for Purchase:

302-4108-580-49-17 RP1803

Approvals:

Department Head <u>[Signature]</u>	Date <u>1/31/18</u>
Purchasing Agent <u>[Signature]</u>	Date <u>2/26/18</u>
Asst City Manager _____	Date _____
City Manager <u>[Signature]</u>	Date <u>2/26/18</u>

Form Revised 02/01/02

Recreation & Parks Department

PURCHASE REQUEST

DATE 1/30/18

SECTION: Recreation and Parks

PURPOSE/JUSTIFICATION/PROJECT: Install Navigational Channel Markers at Harvey E. Oyer Park

ITEMS: (If more than 4 items, attach company's order form which will be sent w/p.o.)

<u>Description</u>	<u>Item #</u>	<u>Quantity</u>	<u>Price each</u>
1. <u>See Attached</u>	<u> </u>	<u> </u>	<u> </u>
2. <u> </u>	<u> </u>	<u> </u>	<u> </u>
3. <u> </u>	<u> </u>	<u> </u>	<u> </u>
4. <u> </u>	<u> </u>	<u> </u>	<u> </u>

PURCHASING GUIDELINES:

\$ 0 - \$500	no quotes required – use credit card if vendor accepts
\$ 501 - \$1,999	3 VERBAL QUOTES (contact name & phone number required)
\$ 2,000 - \$24,999	3 WRITTEN QUOTES (Items over \$10,000, must complete and attach the Request for Purchases over \$10,000 form)
\$ 25,000 & Up	FORMAL SEALED BIDS BY PURCHASING

Purchase of a single item over \$750 must be made using a capital account (60 series)

PRICE QUOTES (check one): VERBAL: WRITTEN: (attach quotes)

<u>COMPANY NAME</u>	<u>PHONE #</u>	<u>REPRESENTATIVE</u>	<u>AMOUNT</u>
1. <u>Marine Engineering & Construction Inc.</u>	<u>561-747-4382</u>	<u>Jason Bator</u>	<u>15000.00</u>
2. <u>Coston Marine Service Services</u>	<u>561-747-4382</u>	<u>Michael Bryant</u>	<u>15600.00</u>
3. <u>American Underwater Contractors Inc.</u>	<u>561-575-5538</u>	<u>Chris</u>	<u>Would not quote</u>

** Check here for return of purchase order; return to _____

VENDOR NAME: Marine Engineering & Construction Inc.

VENDOR # 14411

(If vendor not in system, a completed W-9 must be attached)

ADDRESS: 858 N. Dixie Hwy.

PHONE #: 561-752-3800

Lantana FL 33462

Remember to use the Inventory Tracking Form, if appropriate, when you receive your items. Refer to department APM policy "Inventory Control" for details.

ACCOUNT NUMBER: _____

PROJECT #: _____
(if applicable)

SIGNATURE: _____

APPROVED BY: _____

MARINE ENGINEERING & CONSTRUCTION, INC.

858 N. Dixie Highway Lantana FL 33462
 561-752-3800 / 561-752-3880 Fax
 Certified General Contractor
 License Number C.G.C. 1510835

Date: January 25, 2018

Client Name:

City of Boynton Beach
 100 E Boynton Beach Blvd
 Boynton Beach, FL 33425

Prepared by: Jason Bator

ITEM	DESCRIPTION	AMOUNT
1	Install 6 -14" concrete piles at channel edge. Piles will be DOT specification concrete piles installed by mechanical pile driving equipment and driven to practical refusal. Piles will be cut to proper elevation and exposed steel will be epoxy coated.	10,800.00
2	Install 12 aluminum/reflective channel marker signs per FWC specification on each pile using stainless steel through bolted hardware.	4200.00
	Total amount of proposal	15,000.00
Terms; 50% deposit Balance due upon completion All permitting and engineering to be provided to MEC from The City of Boynton Beach		

If you have any questions concerning this proposal, contact Jason Bator, 561-752-3800

Client signature:

PO #180771

Contractor signature:

 Jason Bator
 License Number C.G.C.1510835

Date: 2/26/18

Date: _____

COSTON MARINE SERVICES, INC.

228 Hibiscus Street, Suite 4

Jupiter, FL 33458

Office: 561-747-4382 Fax: 561-745-2387

Email: costonmarine@gmail.com

City of Boynton Beach
Recreation & Parks, Oceanfront Park
6415 N. Ocean Blvd.
Boynton Beach, Fl. 33435
Attn: Tom Mahady
561-742-6566
Email: mahadyt@bbfl.us

January 24, 2018

PROPOSAL

Location

Oceanfront Park
Boynton Beach, Florida

We Hereby Submit The Following Quote: (Channel Marker Piles)

1. Mobilization of barge, crane, and materials to site.
2. Furnish and install (6) new 14" x 14" x 30' long pre-stressed concrete channel marker piles as per plans provided by the City of Boynton Beach.
3. Furnish and install (12) channel marker signs, (6) Red Triangular Signs for "Red Right Returning" and (6) Green Square Signs which are placed on the right side when leaving out to the ocean. The signs will go on each side of the concrete piles.
4. Fasten signs with stainless steel bolts.

Please Note:

Permitting if needed is not included in this proposal.

Price

This price of \$ 15,600.00 is based on all above specified work.

Option: 1. If 12" diameter x 30' long CCA treated wood piles are used instead of concrete piles as stated above please deduct \$ 2,500.00 from total.

Terms of Payment

50% Due Upon Contract Signing.
Balance Due Upon Completion of Work.

Providing

Providing crane, barge, labor, and equipment to complete above specified work.

Important Information

1. This bid may be withdrawn if not accepted by both parties within 30 days.
2. Billing based on actual units installed.
3. Existence of rock, hardpan or any other stiff, heavy material beyond our knowledge that may require piles to be punched through rock layer please add an additional charge of \$ 500.00 per hour for this time.
4. In case payment is not made as specified, a service charge of 1.5% per month on the past due balance is authorized to be added to the amount due CMS.
5. In the event it becomes necessary to place the account with an attorney for collection, customer agrees to pay all costs of collection, including attorney's fees.

SUBMITTED:

Michael Bryant

Michael Bryant
Coston Marine Services, Inc.

ACCEPTED:

_____ Date _____
Owner

Please be advised that Florida has a broad public records law and all correspondence to me via email may be subject to disclosure. Under Florida records law, email addresses are public records. Therefore, your e-mail communication and your e-mail address may be subject to public disclosure.

Mahady, Tom

Subject: FW: Update Quote

From: chris [mailto:aucfoster@aol.com]
Sent: Thursday, January 25, 2018 2:46 PM
To: Mahady, Tom <MahadyT@bbfl.us>
Subject: Re: Update Quote

Hi Tom,

We cannot provide a price quote at this time.

Sincerely,
Chris
American Underwater Contractors, Inc.

—Original Message—

From: Mahady, Tom <MahadyT@bbfl.us>
To: Aucfoster <Aucfoster@aol.com>
Sent: Mon, Jan 22, 2018 2:38 pm
Subject: Update Quote

Please forward any changes if needed. 6 new 14"x 14"x 30' concrete channel markers.
Thanks!
Tom

Tom Mahady
Ocean Rescue Chief
Recreation & Parks, Oceanfront Park
City of Boynton Beach
6415 N. Ocean Blvd. | Boynton Beach, Florida 33435
☎ 561-742-6566
✉ MahadyT@bbfl.us | 🌐 <http://www.boynton-beach.org/>



America's Gateway to the Gulfstream

Krasnoff, Leah

From: Triestman, Ilyse
Sent: Friday, February 09, 2018 12:18 PM
To: Krasnoff, Leah
Subject: FW: COI for MEC for City of BB



Ilyse Triestman, CPPO, CPPB, FCCN
Purchasing Manager
Financial Services
City of Boynton Beach
100 E. Boynton Beach Blvd. | Boynton Beach, Florida 33435
☎ 561-742-6322
✉ TriestmanI@bbfl.us | 🌐 <http://www.boynton-beach.org/>



America's Gateway to the Gulfstream

Please be advised that Florida has a broad public records law and all correspondence to me via email may be subject to disclosure. Under Florida records law, email addresses are public records. Therefore, your e-mail communication and your e-mail address may be subject to public disclosure.

From: Mahady, Tom
Sent: Thursday, February 08, 2018 10:29 AM
To: Triestman, Ilyse <TriestmanI@bbfl.us>
Subject: RE: COI for MEC for City of BB

Thanks!!!



Tom Mahady
Ocean Rescue Chief
Recreation & Parks, Oceanfront Park
City of Boynton Beach
6415 N. Ocean Blvd. | Boynton Beach, Florida 33435
☎ 561-742-6566
✉ MahadyT@bbfl.us | 🌐 <http://www.boynton-beach.org/>





America's Gateway to the Gulfstream

Please be advised that Florida has a broad public records law and all correspondence to me via email may be subject to disclosure. Under Florida records law, email addresses are public records. Therefore, your e-mail communication and your e-mail address may be subject to public disclosure.

From: Triestman, Ilyse
Sent: Thursday, February 08, 2018 10:28 AM
To: Mahady, Tom <MahadyT@bbfl.us>
Subject: RE: COI for MEC for City of BB

Thanks, Tom. I've forwarded the COI to Risk for their review and approval and we'll proceed in processing your request. Hope to have a PO to you by tomorrow. I appreciate your understanding and cooperation.

Thanks, Ilyse



Ilyse Triestman, CPPO, CPPB, FCCN
Purchasing Manager
Financial Services
City of Boynton Beach
100 E. Boynton Beach Blvd. | Boynton Beach, Florida 33435
☎ 561-742-6322
✉ TriestmanI@bbfl.us | 🌐 <http://www.boynton-beach.org/>



America's Gateway to the Gulfstream

Please be advised that Florida has a broad public records law and all correspondence to me via email may be subject to disclosure. Under Florida records law, email addresses are public records. Therefore, your e-mail communication and your e-mail address may be subject to public disclosure.

From: Mahady, Tom
Sent: Thursday, February 08, 2018 10:22 AM
To: Triestman, Ilyse <TriestmanI@bbfl.us>
Subject: FW: COI for MEC for City of BB

Ilyse,
See attached.
Marine Engineering & Construction Inc understands that no payment will be received until work is completed and a PO will be issued.

Tom



Tom Mahady
Ocean Rescue Chief
Recreation & Parks, Oceanfront Park
City of Boynton Beach
6415 N. Ocean Blvd. | Boynton Beach, Florida 33435
☎ 561-742-6566
✉ MahadyT@bbfl.us | 🌐 <http://www.boynton-beach.org/>
🐦 📘



America's Gateway to the Gulfstream

Please be advised that Florida has a broad public records law and all correspondence to me via email may be subject to disclosure. Under Florida records law, email addresses are public records. Therefore, your e-mail communication and your e-mail address may be subject to public disclosure.

From: Lynn Prakas [<mailto:accounting@edgewaterbg.com>]
Sent: Wednesday, February 07, 2018 4:54 PM
To: Mahady, Tom <MahadyT@bbfl.us>
Subject: Fwd: COI for MEC for City of BB

Hey Tom-

Jason asked me to send you our GL COI for the upcoming channel marker project. Please let me know if you need anything else.

Best Regards,

Lynn Prakas

Marine Engineering & Construction, Inc
Edgewater Building Group, Inc
858 North Dixie Highway
Lantana, Florida 33462

accounting@edgewaterbg.com
561-752-3800 office
561-752-3880 fax
561-445-1041 cell

Begin forwarded message:

From: "Blake M Campbell, Sr." <BLAKE@ONESOURCEFINANCIAL.NET>
Subject: COI for MEC for City of BB
Date: February 7, 2018 at 4:08:25 PM EST
To: "" <JASONB@MECINCORPORATED.COM>, "" <accounting@edgewaterbg.com>

thanks!

To Your Health & Wealth!

Blake M. Campbell, Sr., CCFS
OneSource Financial Group
Bank of America Bldg- Miracle Mile
601 21st Street, Suite 300
866-895-1222 office
866-521-5312 fax
OneSource.Group
www.OneSourceFinancial.net
www.OneSourceInsuranceSolutions.net

This message is intended only for the use of the person(s) (intended recipient) to whom it is addressed. It may contain information that is privileged and confidential. If you are not the intended recipient, please reply to the sender as soon as possible and delete the message from your computer. Any dissemination, distribution, copying, or other use of this message or any of its content by a person other than the intended recipient is strictly prohibited. Investment advisory services offered through **Virtue Capital Management, LLC**, an SEC registered Investment Advisor **OneSource Financial Group** and **Virtue Capital Management, LLC** are separate entities.

Krasnoff, Leah

From: Triestman, Ilyse
Sent: Friday, February 09, 2018 12:17 PM
To: Krasnoff, Leah
Subject: FW: Boynton Beach proposal



Ilyse Triestman, CPPO, CPPB, FCCN
Purchasing Manager
Financial Services
City of Boynton Beach
100 E. Boynton Beach Blvd. | Boynton Beach, Florida 33435
☎ 561-742-6322
✉ TriestmanI@bbfl.us | 🌐 <http://www.boynton-beach.org/>
🐦 📘

America's Gateway to the Gulfstream

Please be advised that Florida has a broad public records law and all correspondence to me via email may be subject to disclosure. Under Florida records law, email addresses are public records. Therefore, your e-mail communication and your e-mail address may be subject to public disclosure.

From: Mahady, Tom
Sent: Wednesday, February 07, 2018 8:35 AM
To: Jason Bator <jasonb@mecincorporated.com>
Cc: Triestman, Ilyse <TriestmanI@bbfl.us>
Subject: RE: Boynton Beach proposal

Thanks!
Tom



Tom Mahady
Ocean Rescue Chief
Recreation & Parks, Oceanfront Park
City of Boynton Beach
6415 N. Ocean Blvd. | Boynton Beach, Florida 33435
☎ 561-742-6566
✉ MahadyT@bbfl.us | 🌐 <http://www.boynton-beach.org/>
🐦 📘



America's Gateway to the Gulfstream

Please be advised that Florida has a broad public records law and all correspondence to me via email may be subject to disclosure. Under Florida records law, email addresses are public records. Therefore, your e-mail communication and your e-mail address may be subject to public disclosure.

From: Jason Bator [<mailto:jasonb@mecincorporated.com>]
Sent: Tuesday, February 06, 2018 4:56 PM
To: Mahady, Tom <MahadyT@bbfl.us>
Subject: Re: Boynton Beach proposal

We are registered with Boynton Beach ill get a current insurance cert over to them
Jason Bator
JasonB@MecIncorporated.com



[Http://www.MecIncorporated.com](http://www.MecIncorporated.com)

**858 N. Dixie Highway
Lantana, Florida 33426**

561-752-3800 Office

561-752-3880 Fax

C.G.C. 1510835

On Feb 6, 2018, at 1:20 PM, Mahady, Tom <MahadyT@bbfl.us> wrote:

The City of Boynton Beach needs your general liability insurance. The City's standard payment terms for all goods and services are Net 30 days after final acceptance of the work and receipt of a proper invoice. The City does a purchase order. Cannot prepay.

Tom



Tom Mahady
Ocean Rescue Chief
Recreation & Parks, Oceanfront Park
City of Boynton Beach
6415 N. Ocean Blvd. | Boynton Beach, Florida 33435
— 561-742-6566
— MahadyT@bbfl.us | <http://www.boynton-beach.org/>



America's Gateway to the Gulfstream

Please be advised that Florida has a broad public records law and all correspondence to me via email may be subject to. Therefore, your e-mail communication and your e-mail address may be subject to public disclosure.

From: Mahady, Tom
Sent: Monday, January 22, 2018 1:47 PM
To: 'Jason Bator' <jasonb@mecincorporated.com>
Subject: FWCity of Boynton Beach proposal

Can you please update your quote and add the total amount.
Thanks
Tom

From: Jason Bator [<mailto:jasonb@mecincorporated.com>]
Sent: Wednesday, March 29, 2017 11:38 AM
To: Mahady, Tom <MahadyT@bbfl.us>
Subject: City of Boynton Beach proposal

Jason Bator
JasonB@MecIncorporated.com

[Http://www.MecIncorporated.com](http://www.MecIncorporated.com)

858 N. Dixie Highway
Lantana, Florida 33426

561-752-3800 Office

561-752-3880 Fax



CITY OF BOYNTON BEACH AGENDA ITEM REQUEST FORM

COMMISSION MEETING DATE: 3/20/2018

REQUESTED ACTION BY COMMISSION: Legal Expenses - February 2018 - information at the request of the City Commission. No action required.

EXPLANATION OF REQUEST:

Outside counsel has not provided the February 2018 statements to Risk Management and therefore their January 2018 invoices (most recent received) are attached.

HOW WILL THIS AFFECT CITY PROGRAMS OR SERVICES? n/a

FISCAL IMPACT: Budgeted

ALTERNATIVES: n/a

STRATEGIC PLAN:

STRATEGIC PLAN APPLICATION:

CLIMATE ACTION: No

CLIMATE ACTION DISCUSSION:

Is this a grant? No

Grant Amount:

ATTACHMENTS:

Type	Description
Attachment	Summary-Goren General
Attachment	Goren Cherof Doody & Ezrol February 2018 invoices
Attachment	Summary-Goren Risk
Attachment	Goren Cherof Doody & Ezrol February 2018 Risk Litigation Oversight Invoices
Attachment	Summary-Outside Counsel Risk
Attachment	Outside counsel January 2018 invoices

Goren, Cherof, Doody & Ezrol, P.A. - February 2018
 General Legal Costs

Retainer-General Matters		
onsite office hours		
agenda item review		
pre-mtg commissioner mtgs		
commission mtg followup		
commission mtg		
contract review, code issues		
group homes, NOI research	102.4 Hours	17,500.00
Labor-general		3,013.50
Red light camera		4,950.00
Special Fire Assessment		0.00
Unsecured Creditors of Tribune		0.00
Exec Est of BB Homeowners(Dwork, Jonathan)		0.00
Litigation		3,567.00
Model Block Right of Way		0.00
Regions Bank (Germain, Cedyl)		102.50
Olen Properties Corp		4,142.05
HSBC Bank (Murray, Paul & Willie Mae)		82.00
Chandler, Nancy (RIC MAN)		450.00
Ditech Financial (Sainfleur, Felix)		123.00
FNMA vs Fils, Mikel Jean		82.00
Predelus, Love (HUD Complaint)		2,501.00
Reed, Gernard (Deutsche Bank Foreclosure)		82.00
Po Ying Sem, Trustee (Stanley, Edmund)		123.00
Wells Fargo (FPM Properties)		123.00
Nationstar Mtg (Meeks, Richard & Takeeta)		102.50
Secured Holdings		922.50
US Bank Trust (Luoto, Kaija)		41.00
Town Square		15,763.42
Purchase of Trop Breeze Utility System		164.00
HUD Housing Discrimination		0.00
Villa Del Sol Condo Assoc		41.00
Riverwalk Development Agt		82.00
Bank of NY Mellon (Henry, Ivey)		0.00
FNMA (Dysch, Jeremy)		82.00
6th Ave RW Ded BBCRA		0.00
Sale to Leisureville		826.75
US Bank (Jackson, Alissa)		102.50
Purchase of Col Est Utility System		758.50
TOTAL General Legal Costs-February 2018		<u>55,727.22</u>

GOREN, CHEROF, DOODY & EZROL, P.A.
Attorneys at Law
3099 East Commercial Boulevard
Suite 200
Fort Lauderdale, Florida 33308
Telephone (954) 771-4500

CITY OF BOYNTON BEACH
100 East Boynton Beach Boulevard
Boynton Beach FL 33425

Page: 1
03/02/2018
ACCOUNT NO: 306-0603180
STATEMENT NO: 19096

Attn: Lynn Swanson

LABOR - General

			HOURS	
02/13/2018	SHB	Telephone conference with Oldbury. Review and revise Dornieden correspondence.	0.70	
02/20/2018	SHB	Discuss Recreation and Department of Health matters with Wally Majors and Amy Blackman. Pre-determination conference for Joe Evans. Pre-determination conference for Todd Johnson.	6.50	
02/22/2018	SHB	Review Melo discipline documents and follow up with Oldbury. Telephone conference with Oldbury re: status of code department investigation. Telephone conference with Oldbury re: Evans and Johnson discipline matters. Discuss with JAC. Telephone conference with Oldbury re: drug test results. Research re: discipline and termination due to drug test results; follow up with Oldbury.	3.90	
02/23/2018	SHB	Receive and begin review of Community Standards investigation.	2.00	
02/26/2018	SHB	Additional research re: drug testing and discipline matters; discuss with JAC. Review CBA and follow up with Oldbury. Telephone conference with Oldbury re: various pending matters. Receive and review drug test correspondence and follow up with Oldbury.	1.60	
FOR CURRENT SERVICES RENDERED			14.70	3,013.50

RECAPITULATION

<u>TIMEKEEPER</u>	<u>HOURS</u>	<u>HOURLY RATE</u>	<u>TOTAL</u>
SHANA H. BRIDGEMAN	14.70	\$205.00	\$3,013.50

TOTAL CURRENT WORK 3,013.50

BALANCE DUE \$3,013.50

GOREN, CHEROF, DOODY & EZROL, P.A.
Attorneys at Law
3099 East Commercial Boulevard
Suite 200
Fort Lauderdale, Florida 33308
Telephone (954) 771-4500

CITY OF BOYNTON BEACH
100 East Boynton Beach Boulevard
Boynton Beach FL 33425

Page: 1
03/02/2018
ACCOUNT NO: 306-0806020
STATEMENT NO: 19097

Attn: Lynn Swanson

Red Light Cameras

			HOURS
02/01/2018	SHB	Prepare and file notices of intent to rely on business records for use at trial.	1.10
02/02/2018	SHB	Follow up with officers re: upcoming trials. Review docket and prep for hearings.	0.60
02/05/2018	MDC	Review pending hearing with SHB.	0.20
	SHB	Various correspondence with Hollander re: upcoming trials and settlement matters. Discuss with MDC.	0.60
02/07/2018	SHB	Watch Florida Supreme Court oral arguments - Aventura v. Jimenez. Attend trials at Delray courthouse. Discuss case matters with MDC and JAC. Discuss program matters with BBPD.	3.50
	MDC	Telephone conference with SHB re: status of hearings, analyze status of Jimenez case in S.Ct.	0.40
02/08/2018	MDC	Confer with SHB; review ATS revisions to LPR agreement.	0.30
	SHB	Follow up with Hollander re: pending trials and settlement payments.	1.20
02/09/2018	SHB	Follow up re: status of 2/14 trials. Update LaVerriere re: status of Jimenez supreme court case.	0.60
02/13/2018	MDC	Review materials, phone conference with SB; prepare for 2/14 status conference.	0.50
	SHB	Prepare and file notices of intent to rely on business records for use at trial.	0.60
02/14/2018	SHB	Attended RLC trials at Delray courthouse. Discuss program matters with MDC. Follow up re: \$50 settlement payments.	4.00
	MDC	Review materials, prepare for and attend status conference on pending RLC cases.	2.70
02/15/2018	SHB	Prepare and file notices of intent to rely on business records for use at trial.	1.20
02/16/2018	SHB	Receive and review updated hearing notices from Clerk of Court; notify officers.	0.60
	SHB	Receive and review evidence objections filed by Hollander.	0.40
02/21/2018	SHB	Prepare and file notices of intent to rely on business records for use at trial. Various correspondence from county clerk re: trial resets; update officers.	1.30

Red Light Cameras

			HOURS	
02/22/2018	SHB	Prepare and file notices of intent to rely on business records for use at trial.	1.40	
02/23/2018	SHB	Follow up with officers re: upcoming trials.	0.30	
02/28/2018	SHB	Follow up with Hollander and Damico JA re: pending trials.	0.30	
		FOR CURRENT SERVICES RENDERED	21.80	4,469.00

RECAPITULATION

TIMEKEEPER	HOURS	HOURLY RATE	TOTAL
MICHAEL D. CIRULLO	4.10	\$205.00	\$840.50
SHANA H. BRIDGEMAN	17.70	205.00	3,628.50

Color photocopies	1.05
Photocopies	110.95
TOTAL EXPENSES THRU 02/28/2018	112.00

02/07/2018	Prestige Reporting Service - Invoice 18-47103	99.00
02/15/2018	Prestige Reporting Service - Invoice 18-47166	140.00
02/17/2018	Prestige Reporting Service - Invoice 18-47207	130.00
		369.00

TOTAL ADVANCES THRU 02/28/2018 369.00

TOTAL CURRENT WORK 4,950.00

BALANCE DUE \$4,950.00

GOREN, CHEROF, DOODY & EZROL, P.A.
Attorneys at Law
3099 East Commercial Boulevard
Suite 200
Fort Lauderdale, Florida 33308
Telephone (954) 771-4500

CITY OF BOYNTON BEACH
100 East Boynton Beach Boulevard
Boynton Beach FL 33425

Page: 1
03/02/2018
ACCOUNT NO: 306-9001821
STATEMENT NO: 19098

Attn: Lynn Swanson

General Matters

			HOURS
02/01/2018	RLL	Review ownership report and last deed of record regarding Memorial Park property.	0.40
	SHB	Code: Receive and review correspondence from Mary Law. Review case file prepared by Code. Discuss matter with Woods, Rumpf, Breese. Follow up with LaVerriere. Review pending PRR re: case numbers and past PRR requests; follow up with Slater.	3.00
	FLN	Re:3643 SE 2nd Street, Boynton Beach, FL 33435 (status of liens), sent related email to inquiring party on city's position re: issuance of partials.	0.30
	JAC	Agenda preparation; revise with Assistant City Attorneys.	2.20
02/02/2018	FLN	Re: Notice of Application for Tax Deed received for property located at 104 NW 5th Avenue, reviewed correspondence, requested status of liens or other debts to city for the property, reviewed documentation received from Lynn Swanson, discuss via T/C with attorney at Clerk's office, sent related email to Lynn to see Statement of claim.	0.80
	JAC	Review Commission agenda and prepare for meeting.	2.20
	SHB	Review and approve agenda items.	0.30
02/05/2018	RLL	Further work with underwriter to obtain information on title product received for title to Boynton Beach Memorial Park proposed plat.	0.30
	JAC	Onsite office hours and administration; attend staff meeting; review Central Seacrest contract with Rie - Mon; review procurement requests; clarify notice requirements re: plat; review PDB requirements and procurement code; review 119 exemption issue; call with U / Fla re: training and complementary invitation.	8.20
	FLN	104 NW 5th Avenue tax deed sale, exchanged related emails with Lynn Swanson on status of statement of claim and next steps; finalized review of 4th of July entertainment agreement.	1.30
	SHB	Discuss code compliance matters with JAC; discuss violation matters with Woods and Rumpf.	1.00
02/06/2018	FLN	Reviewed email summary/update from Jim Cherof re: Pelican point MOU enforcement next steps.	0.20
	JAC	Office administration; prepare for and attend Commission meeting; review pending issue with LL.	7.40
	SHB	Code: Various Telephone conference with and correspondence with Rumpf and Woods re: 625 and 703 S. Federal Hwy.	1.00

General Matters

			HOURS
02/07/2018	JAC	Review Pelican Pt. issues and call with LL re: same; Town Sq. conference call; send Quantum notice re: Plat - Lot 52; review SGR agreement; review AM signs in ROW email and backup.	2.60
02/08/2018	DNT	Follow up with Mike Rumpf re: inquiry concerning Boynton Town Center and transmit to attorney Matthew Scott; review mobility registration question.	0.50
	JAC	Review ALPR agreement; review Bamboo Cove easement - ownership issues; review tort defense case status.	1.80
	SHB	Discuss code matters with Rumpf and Woods. Receive and review correspondence re: easement matters at Palmer Road.	1.00
02/09/2018	JAC	Research re: sign code and commercial speech issue.	0.90
	SHB	Follow up with Rumpf, Woods, and Laverriere re: various PRR and code compliance matters. Attend Chronic Nuisance meeting at City Hall.	5.00
02/12/2018	FLN	Re: Water Service Agreement for unusual property 1054 ridge road; review eddocuments received from Lynn Swanson, reviewed proeprty appraiser records; T/C to discuss with Barb Conboy.	0.80
	MDC	Review LPR agreement, provide comments to ATS.	0.30
	JAC	Review Bamboo Cove issue; research for sign code rewrite.	1.60
02/13/2018	FLN	Re:Water Service Agreement for unusual property; handled (3) T/Cs with the County's Property Appraiser, Records and Planning and Zoning departments to discuss issue re: to legal description, revised water service agreement to reflect the accurate legal description, exchanged related advice emails with Barb Conboy ccing Jim Cherof; discuss Pelican Point outstanding utility issue and next step with Jim.	1.80
	MDC	Review materials, prepare agenda memo and resolution for LPR agreement.	1.00
	DNT	Review inquiry from Mike Rumpf re: head shop use; telephone call with Mike Rumpf re: head shop use and status of Riverwalk agreements.	0.50
	JAC	Review agenda items; review sale to L'Ville documents and title issues.	1.20
	SHB	Meeting at City Hall re: code compliance matters - 625 and 703 S. Federal Highway.	4.00
02/14/2018	JAC	Agenda review; easement review Lot 52; review pending foreclosure case status.	3.20
02/15/2018	SHB	PRR - Review subpoena for Drury records; review court docket. Telephone conference with Zeller and DeGiulio re: PRR matters. Various correspondence with ASA Aleathea McRoberts re: subpoena for records. Review and approve various agenda items. Discuss PRR matters with Matson.	2.30
	JAC	Agenda preparation and review; review Town Square status and conference issues.	2.00
02/16/2018	JAC	Onsite office administration; conference re: High Ridge Golf and cart fee; conference with TH and review procurement issues; prepare agenda and review for Commission meeting.	4.90

General Matters

			HOURS
	SHB	Telephone conference with Woods re: curbstoning matters. Telephone conference with Wood re: pending code compliance matters and upcoming hearing. Review correspondence re: contraband forfeiture matters. Receive and review sample PRR policies from Pyle.	3.00
02/19/2018	JAC	Research and review re: gun regulations; research re: vacation rentals.	2.70
	SHB	Research re: gun legislation/resolution options and facial recognition software limitations.	1.00
02/20/2018	JAC	Prepare for and attend commission meeting; office administration and review; review and calls re: Town Square meeting; review procurement issue with IT.	5.00
02/21/2018	SHB	Attended code compliance meeting at City Hall. Municipal prosecution: receive and review new PC and hearing notices for Wilson and Frederick. Draft resolution supporting firearm regulations.	5.50
	DNT	Review inquiry re: human signs and right of way.	0.40
	FLN	Drafted related documents to owners at Pelican Pointe.	1.20
02/22/2018	FLN	Re:Reviewed band, special events agmt, discuss with Stephanie Solop with special events department.	0.50
	JAC	Onsite office administration; review pending matters.	2.40
02/23/2018	SHB	Various calls and correspondence with HR, Clerk, and Swanson re: process server matters. Follow up re municipal prosecution matters. Follow up re: gun legislation matters; review Governor's proposal. Work on gun legislation resolution.	2.00
02/26/2018	SHB	Meeting with FLN and Ivette re: transition of Foreclosure litigation files. Receive and review PRR inquiry; research exemptions and follow up with Slater.	1.00
	JAC	Revise and review sign code issue with AM; preparation re: Casa Del Mar hold harmless; review garnishment - subpoena issue; review 119 issue; track gun regulation liability issue.	3.60
	DNT	Review water service agreements and voluntary annexation provisions; telephone call with Michael Low re: water service agreements; review riverwalk development agreement documents.	0.90
02/27/2018	SHB	Various correspondence with Pyle and Krusell re: PRR matters.	0.60
	JAC	Onsite office administration; issue research; conference with TH; review procurement issue; prepare for and attend P&D meeting.	6.50
02/28/2018	FLN	Drafted and sent advice email to Mary Degraffenreidt with special events re: to band agreement terms, ccing Jim Cherof.	0.40
	JAC	Assignments review and agenda preparation.	1.70
FOR CURRENT SERVICES RENDERED			102.40
			17,500.00

TOTAL CURRENT WORK	17,500.00
BALANCE DUE	<u>\$17,500.00</u>

GOREN, CHEROF, DOODY & EZROL, P.A.
Attorneys at Law
3099 East Commercial Boulevard
Suite 200
Fort Lauderdale, Florida 33308
Telephone (954) 771-4500

CITY OF BOYNTON BEACH
100 East Boynton Beach Boulevard
Boynton Beach FL 33425

Page: 1
03/02/2018
ACCOUNT NO: 306-9904936
STATEMENT NO: 19099

Attn: Lynn Swanson

adv. Olen Properties Corp., et al

			HOURS		
02/01/2018	JAC	Conference call with LL and TH, CG re: stipulation and role of City at trial; follow up preparation.	0.90		
02/02/2018	JAC	Review stipulation and trial participation goals.	0.70		
02/06/2018	JAC	Prepare for calls with M. Weiner re: settlement; brief LL ; call from D. Norris.	0.60		
02/07/2018	JAC	Review stipulations and exhibits for trial.	0.80		
02/09/2018	JAC	Conference with M. Weiner re: global settlement; follow up call with LL.	1.60		
02/16/2018	JAC	Trial preparation - review stipulation and exhibits - outline witness Q&A; review case law on motions.	2.20		
02/20/2018	JAC	Emails with attorney re: City records for trial; prepare list outline for discussion with clerk.	1.10		
02/22/2018	JAC	Conference with J.M. and City Clerk to review and authenticate records; trial preparation.	2.50		
02/23/2018	JAC	Trial review and preparation; preparation re: proxy issues; review and sign Stipulation.	2.70		
02/26/2018	JAC	Prepare for hearing; trial preparation; preparation re: proxy issue.	2.30		
02/27/2018	JAC	Attend hearing re: trial setting and setting M/SJ; discussion with defendant's attorney; follow up re: document authentication and trial setting.	3.40		
02/28/2018	JAC	Continued preparation re: proxy issues and meetings.	0.70		
FOR CURRENT SERVICES RENDERED			19.50	3,997.50	

		RECAPITULATION		
<u>TIMEKEEPER</u>		<u>HOURS</u>	<u>HOURLY RATE</u>	<u>TOTAL</u>
JAMES A. CHEROF		19.50	\$205.00	\$3,997.50

adv. Olen Properties Corp., et al

Photocopies	<u>144.55</u>
TOTAL EXPENSES THRU 02/28/2018	144.55
TOTAL CURRENT WORK	4,142.05
BALANCE DUE	<u>\$4,142.05</u>

GOREN, CHEROF, DOODY & EZROL, P.A.
Attorneys at Law
3099 East Commercial Boulevard
Suite 200
Fort Lauderdale, Florida 33308
Telephone (954) 771-4500

CITY OF BOYNTON BEACH
100 East Boynton Beach Boulevard
Boynton Beach FL 33425

Page: 1
03/02/2018
ACCOUNT NO: 306-9904948
STATEMENT NO: 19100

Attn: Lynn Swanson

adv. Regions Bank (Germain, Cedyl, et al)

			HOURS	
02/20/2018	FLN	Reviewed case docket; file documents; drafted and sent closing memo to City staff re: status of city's second mortgage.	0.50	
		FOR CURRENT SERVICES RENDERED	0.50	102.50
RECAPITULATION				
	<u>TIMEKEEPER</u>		<u>HOURS</u>	<u>HOURLY RATE</u>
	FARAH L. NERETTE		0.50	\$205.00
				<u>TOTAL</u>
				\$102.50
		TOTAL CURRENT WORK		102.50
		BALANCE DUE		<u>\$102.50</u>

CITY OF BOYNTON BEACH
100 East Boynton Beach Boulevard
Boynton Beach FL 33425

Page: 1
03/02/2018
ACCOUNT NO: 306-9904950
STATEMENT NO: 19101

Attn: Lynn Swanson

Litigation Miscellaneous

			HOURS
02/01/2018	BJS	Review and follow up re: Omar Denson/Forfeiture, review new forfeiture matters re: 18-006354 and 18-006578 and draft follow up correspondence	1.50
02/05/2018	TAD	Receipt and review of use of force report (Ferrari) from City.	0.10
02/07/2018	BJS	Review new forfeiture matter re: Fleeing and Eluding and follow up with Scott Harris and JAC	0.40
	TAD	Receipt and review of claim information re: Peacock and Sermar. Prepare correspondence re: release information and edits. Meet with City re: claim status and pre-claim issues. Confer with City re: issues with public records request.	3.60
02/14/2018	TAD	Telephone conference with expert re: review of claim and findings. Prepare report to City re: claim opinions. Receipt of correspondence from adjuster re: analysis of claim and offer.	0.60
02/15/2018	BJS	Review forfeiture matter re: 18-009187 and follow up	0.60
	TAD	Receipt and review of correspondence from adjuster re: property damage claim and offer from City.	0.20
02/16/2018	FLN	Drafted Amended Answer- re: Roseline Moyse, Garnishment.	1.00
	BJS	Review new forfeiture re: 18-009187 and teleconference call with Scott Harris	0.60
	TAD	Receipt and review correspondence re: public records issues. Confer with City re: information on property damage claim. Review status of claims for report to City.	0.80
02/20/2018	FLN	Reviewed and worked on filing updates and maintenance re: to BB foreclosures.	1.00
	TAD	Receipt and review of correspondence re: claim from City and correspondence from adjuster re: same. Review claim letter re: tree damage.	0.30
02/21/2018	TAD	Attend meeting with City re: claim issues; pending claim investigation and litigation issues.	4.40
02/26/2018	FLN	Met with Shana Bridgeman to discuss foreclosure file handling and procedures.	0.50

Litigation Miscellaneous

		HOURS		
	TAD	Receipt and review of correspondence re: agreement. Review proposed agreement. Prepare revisions to agreement and prepare correspondence to City re: same.	0.80	
02/27/2018	TAD	Review information on status of claim. Telephone conference with City re: claim information and opinions. Prepare correspondence re: same. Reveal additional information and recommendation from City and adjuster.	0.80	
02/28/2018	TAD	Telephone call to City re: property damage release information.	0.20	
		FOR CURRENT SERVICES RENDERED	17.40	<u>3,567.00</u>

RECAPITULATION

<u>TIMEKEEPER</u>	<u>HOURS</u>	<u>HOURLY RATE</u>	<u>TOTAL</u>
BRIAN J. SHERMAN	3.10	\$205.00	\$635.50
TRACEY A. DECARLO	11.80	205.00	2,419.00
FARAH L. NERETTE	2.50	205.00	512.50

TOTAL CURRENT WORK 3,567.00

BALANCE DUE \$3,567.00

GOREN, CHEROF, DOODY & EZROL, P.A.
Attorneys at Law
3099 East Commercial Boulevard
Suite 200
Fort Lauderdale, Florida 33308
Telephone (954) 771-4500

CITY OF BOYNTON BEACH
100 East Boynton Beach Boulevard
Boynton Beach FL 33425

Page: 1
03/02/2018
ACCOUNT NO: 306-9904994
STATEMENT NO: 19102

Attn: Lynn Swanson

adv. HSBC Bank USA, N.A. (Murray, Paul and Willie
Mae) 1205 West 24th, Riviera Beach, FL

			HOURS	
02/20/2018	FLN	Reviewed case docket; file documents; drafted and sent closing memo to City's Code department re: status of liens. FOR CURRENT SERVICES RENDERED	0.40	
			0.40	82.00
RECAPITULATION				
	<u>TIMEKEEPER</u>		<u>HOURS</u>	<u>HOURLY RATE</u>
	FARAH L. NERETTE		0.40	\$205.00
		TOTAL		<u>\$82.00</u>
		TOTAL CURRENT WORK		82.00
		BALANCE DUE		<u>\$82.00</u>

GOREN, CHEROF, DOODY & EZROL, P.A.
Attorneys at Law
3099 East Commercial Boulevard
Suite 200
Fort Lauderdale, Florida 33308
Telephone (954) 771-4500

CITY OF BOYNTON BEACH
100 East Boynton Beach Boulevard
Boynton Beach FL 33425

Page: 1
03/02/2018
ACCOUNT NO: 306-9905019
STATEMENT NO: 19103

Attn: Lynn Swanson

adv. Chandler, Nancy (RIC MAN)

			HOURS	
02/07/2018	IR	Receipt and review of Plaintiff's discovery directed at both defendants, specifically regarding trial expert witnesses and trial expert witness records and reports regarding assistance to outside counsel stating case for city; online review of court's docket and pleadings; review online court rules of Judge James Nutt, new Division AO circuit court judge; review trial order previously entered by Judge Rowe on July 14, 2017, for the trial period commencing May 28, 2018 through July 20, 2018; prepared ticklers pertaining to discovery responses and other trial deadlines.	1.60	
02/12/2018	IR	Review Order Setting Jury Trial and Directing Pretrial and Mediation Procedures, entered by the Court July 14, 2017, on the court's trial calendar May 28, 2018 through July 20, 2018; prepared trial order Outline with cut-off dates specified; prepared ticklers for each trial cut-off project, with 2 lead up dates.	1.50	
02/14/2018	IR	Prepare email to team regarding trial and discovery status.	0.30	
02/27/2018	IR	Receipt and review of trial witness, expert witnesses and exhibits list, in advance of trial, presently on Judge James Nutt's docket for May 28, 2018 through July 20, 2018.	<u>0.20</u>	
FOR CURRENT SERVICES RENDERED			3.60	<u>450.00</u>

		RECAPITULATION		
<u>TIMEKEEPER</u>		<u>HOURS</u>	<u>HOURLY RATE</u>	<u>TOTAL</u>
INGRID RIERA		3.60	\$125.00	\$450.00

TOTAL CURRENT WORK 450.00

BALANCE DUE \$450.00

GOREN, CHEROF, DOODY & EZROL, P.A.
 Attorneys at Law
 3099 East Commercial Boulevard
 Suite 200
 Fort Lauderdale, Florida 33308
 Telephone (954) 771-4500

CITY OF BOYNTON BEACH
 100 East Boynton Beach Boulevard
 Boynton Beach FL 33425

Page: 1
 03/02/2018
 ACCOUNT NO: 306-9905135
 STATEMENT NO: 19104

Attn: Lynn Swanson

adv. (Howell, Jeanette et. al.) vs. Deutsche Bank
 National Trust Company 2540 N. Seacrest Blvd,
 Boynton Beach, FL 33435

			HOURS	
02/19/2018	FLN	Reviewed Plaintiff's Notice of Withdrawal of Motion to Stay or Abate Action for Case Mgt Conference.	<u>0.20</u>	
		FOR CURRENT SERVICES RENDERED	0.20	<u>41.00</u>
RECAPITULATION				
	<u>TIMEKEEPER</u>		<u>HOURS</u>	<u>HOURLY RATE</u>
	FARAH L. NERETTE		0.20	\$205.00
				<u>TOTAL</u>
				\$41.00
		TOTAL CURRENT WORK		41.00
		BALANCE DUE		<u>\$41.00</u>

GOREN, CHEROF, DOODY & EZROL, P.A.
Attorneys at Law
3099 East Commercial Boulevard
Suite 200
Fort Lauderdale, Florida 33308
Telephone (954) 771-4500

CITY OF BOYNTON BEACH
100 East Boynton Beach Boulevard
Boynton Beach FL 33425

Page: 1
03/02/2018
ACCOUNT NO: 306-9905164
STATEMENT NO: 19105

Attn: Lynn Swanson

adv. (Sainfleur, Felix) vs. Ditech Financial, LLC
2130 NE 2nd Street, Boynton Beach, FL 33435

			HOURS	
02/26/2018	FLN	Reviewed file documents, case docket, and drafted and sent file closing memo to Code staff, ccing Jim Cherof. FOR CURRENT SERVICES RENDERED	0.60	123.00
RECAPITULATION				
	<u>TIMEKEEPER</u> FARAH L. NERETTE		<u>HOURS</u> 0.60	<u>HOURLY RATE</u> \$205.00
				<u>TOTAL</u> \$123.00
		TOTAL CURRENT WORK		123.00
		BALANCE DUE		<u>\$123.00</u>

GOREN, CHEROF, DOODY & EZROL, P.A.
Attorneys at Law
3099 East Commercial Boulevard
Suite 200
Fort Lauderdale, Florida 33308
Telephone (954) 771-4500

CITY OF BOYNTON BEACH
100 East Boynton Beach Boulevard
Boynton Beach FL 33425

Page: 1
03/02/2018
ACCOUNT NO: 306-9905165
STATEMENT NO: 19106

Attn: Lynn Swanson

adv. (Fils, Mikel Jean) vs. Federal National
Mortgage Association 23 Peachtree Place, Boynton
Beach, FL 33436

			HOURS	
02/26/2018	FLN	Reviewed file and case docket and confirmed no additional next step required.	0.40	
		FOR CURRENT SERVICES RENDERED	0.40	82.00
RECAPITULATION				
	<u>TIMEKEEPER</u>		<u>HOURS</u>	<u>HOURLY RATE</u>
	FARAH L. NERETTE		0.40	\$205.00
		TOTAL CURRENT WORK		82.00
		BALANCE DUE		\$82.00

GOREN, CHEROF, DOODY & EZROL, P.A.
Attorneys at Law
3099 East Commercial Boulevard
Suite 200
Fort Lauderdale, Florida 33308
Telephone (954) 771-4500

CITY OF BOYNTON BEACH
100 East Boynton Beach Boulevard
Boynton Beach FL 33425

Page: 1
03/02/2018
ACCOUNT NO: 306-9905173
STATEMENT NO: 19107

Attn: Lynn Swanson

adv. Reed, Gernard, et al (Deutsche Bank
Foreclosure)

			HOURS	
02/26/2018	FLN	Reviewed file and case docket to ensure no further action since 2/23/2016 and no additional action required by City.	0.40	
		FOR CURRENT SERVICES RENDERED	0.40	82.00
RECAPITULATION				
	<u>TIMEKEEPER</u>		<u>HOURS</u>	<u>HOURLY RATE</u>
	FARAH L. NERETTE		0.40	\$205.00
				<u>TOTAL</u>
				\$82.00
		TOTAL CURRENT WORK		82.00
		BALANCE DUE		<u>\$82.00</u>

GOREN, CHEROF, DOODY & EZROL, P.A.
Attorneys at Law
3099 East Commercial Boulevard
Suite 200
Fort Lauderdale, Florida 33308
Telephone (954) 771-4500

CITY OF BOYNTON BEACH
100 East Boynton Beach Boulevard
Boynton Beach FL 33425

Page: 1
03/02/2018
ACCOUNT NO: 306-9905192
STATEMENT NO: 19108

Attn: Lynn Swanson

adv. Wells Fargo Bank, N.A. (FPM Properties, LLC)

			HOURS	
02/26/2018	FLN	Reviewed file documents, case docket and sent file closing memo to Lynn Swanson via email.	0.60	
		FOR CURRENT SERVICES RENDERED	0.60	123.00
RECAPITULATION				
	<u>TIMEKEEPER</u>		<u>HOURS</u>	<u>HOURLY RATE</u>
	FARAH L. NERETTE		0.60	\$205.00
				<u>TOTAL</u>
				\$123.00
		TOTAL CURRENT WORK		123.00
		BALANCE DUE		<u>\$123.00</u>

GOREN, CHEROF, DOODY & EZROL, P.A.
Attorneys at Law
3099 East Commercial Boulevard
Suite 200
Fort Lauderdale, Florida 33308
Telephone (954) 771-4500

CITY OF BOYNTON BEACH
100 East Boynton Beach Boulevard
Boynton Beach FL 33425

Page: 1
03/02/2018
ACCOUNT NO: 306-9905200
STATEMENT NO: 19109

Attn: Lynn Swanson

adv. Nationstar Mortgage, LLC (Meeks, Richard &
Takeeta)

			HOURS	
02/26/2018	FLN	Reviewed file documents, case docket, and drafted and sent file closing memo to Code staff.	0.50	
		FOR CURRENT SERVICES RENDERED	0.50	102.50
RECAPITULATION				
	<u>TIMEKEEPER</u>		<u>HOURS</u>	<u>HOURLY RATE</u>
	FARAH L. NERETTE		0.50	\$205.00
				<u>TOTAL</u>
				\$102.50
		TOTAL CURRENT WORK		102.50
		BALANCE DUE		<u>\$102.50</u>

GOREN, CHEROF, DOODY & EZROL, P.A.
Attorneys at Law
3099 East Commercial Boulevard
Suite 200
Fort Lauderdale, Florida 33308
Telephone (954) 771-4500

CITY OF BOYNTON BEACH
100 East Boynton Beach Boulevard
Boynton Beach FL 33425

Page: 1
03/02/2018
ACCOUNT NO: 306-9905206
STATEMENT NO: 19110

Attn: Lynn Swanson

adv. Secured Holdings, Inc.

			HOURS	
02/15/2018	JAC	Attend Eugene Gerlica deposition and follow up document review / research.	4.50	
		FOR CURRENT SERVICES RENDERED	4.50	<u>922.50</u>
RECAPITULATION				
	<u>TIMEKEEPER</u>		<u>HOURS</u>	<u>HOURLY RATE</u>
	JAMES A. CHEROF		4.50	\$205.00
				<u>TOTAL</u>
				\$922.50
		TOTAL CURRENT WORK		922.50
		BALANCE DUE		<u>\$922.50</u>

GOREN, CHEROF, DOODY & EZROL, P.A.
 Attorneys at Law
 3099 East Commercial Boulevard
 Suite 200
 Fort Lauderdale, Florida 33308
 Telephone (954) 771-4500

CITY OF BOYNTON BEACH
 100 East Boynton Beach Boulevard
 Boynton Beach FL 33425

Page: 1
 03/02/2018
 ACCOUNT NO: 306-9905247
 STATEMENT NO: 19111

Attn: Lynn Swanson

Purchase of Tropical Breeze Estates Utility System

			HOURS	
02/01/2018	DNT	Review prior utility service agreement; dictate revisions to asset purchase agreement to reference prior utility service agreement.	0.80	
		FOR CURRENT SERVICES RENDERED	0.80	164.00
RECAPITULATION				
	<u>TIMEKEEPER</u>		<u>HOURS</u>	<u>HOURLY RATE</u>
	DAVID N. TOLCES		0.80	\$205.00
				<u>TOTAL</u>
				\$164.00
		TOTAL CURRENT WORK		164.00
		BALANCE DUE		<u>\$164.00</u>

GOREN, CHEROF, DOODY & EZROL, P.A.
Attorneys at Law
3099 East Commercial Boulevard
Suite 200
Fort Lauderdale, Florida 33308
Telephone (954) 771-4500

CITY OF BOYNTON BEACH
100 East Boynton Beach Boulevard
Boynton Beach FL 33425

Page: 1
03/02/2018
ACCOUNT NO: 306-9905263
STATEMENT NO: 19112

Attn: Lynn Swanson

Town Square Development

			HOURS
02/01/2018	RLL	Prepare list of contact information; prepare layout of location of improvements in relation to legal description.	0.80
	DJD	Review proposed documents.	3.40
02/02/2018	DJD	Review documentation.	4.40
	JAC	Review real estate documents.	0.50
02/05/2018	DJD	Review documents.	1.50
02/06/2018	RLL	Work to prepare list of improvements' locations for identification.	1.00
	DJD	Review JKM documents.	2.30
02/07/2018	RLL	Attend conference call with DJD, JAC and client to discuss issues involved in project, direction needed to proceed; work to organize file documents with creation of document file index.	2.00
	DJD	continued review of documents; participate in conference call.	3.20
02/08/2018	RLL	Attend telephone conference call with DJD and counsel for JKM regarding JKM's obligations in transaction; further work on document management.	1.00
	DJD	Review JKM documents; telephone conference with legal counsel for JKM.	3.20
02/09/2018	RLL	Meet with DJD to review Development Agreement between CFP and E2L; further work on document index.	1.00
	DJD	continued review of proposed documents.	2.20
02/12/2018	DJD	Review documents; prepare for meeting with City Manager and staff.	3.20
02/13/2018	RLL	Attend meeting with City officials and DJD at City Library to discuss overall project and revisions needed to various documents.	5.50
	DJD	prepare for and participate in staff meeting ; review emails regarding follow up.	6.80
02/14/2018	RLL	Prepare summation of notes taken at 2/13/18 meeting; prepare agenda for meeting of 2/21/18.	1.20
	DJD	Address status of documents.	2.40
02/15/2018	RLL	Attend telephone conference with DJD and counsel for JKM to go over revisions needed to JKM documents; review and organize file documents.	0.50

			HOURS		
	DJD	Review documents; telephone conference with Counsel for JKM.	2.50		
02/16/2018	JAC	JAC conference with DJD; follow up review of pending documents and related use issues.	2.20		
	DJD	address status documentation.	2.10		
02/19/2018	RLL	Further work on agenda for meeting on February 21st; follow up with client for phase II environmental report; confirm parties attending meeting on February 21st; further work to update document diagram; confirm with counsel for E2L what documents will be reviewed at meeting.	1.00		
	DJD	Prepare for meeting; review Letter of Intent for 3301 Quantum Blvd.	1.60		
02/20/2018	RLL	Further work to finalize agenda; meet with DJD to go over items to be discussed at February 21 meeting; prepare for meeting.	0.80		
	DJD	prepare for all day conference with Developer.	2.20		
02/21/2018	RLL	Attend meeting with DJD, counsel for E2L, bond counsel for CFP, City Manager, Assistant City Managers and director of BBCRA to discuss interim financing, permanent financing and revisions needed to be made to documents.	5.30		
	DJD	Prepare for and attend meeting with City Staff and representations of JKM, E2L and bond counsel for CFP.	6.50		
02/22/2018	RLL	Work to organize notes and files from meeting on February 21.	0.80		
	DJD	address documents.	2.50		
02/23/2018	RLL	Review two revisions to TEFRA notice; monitor emails among parties regarding revisions to be made to TEFRA notice in order to publish; review survey for new fire station property.	0.70		
	DJD	Review emails from Tim Howard; telephone conference with Tim Howard; review E2L documentation; telephone conference with Jeff Bahnsen; address Terra Notice; emails from Stangle and Stanton.	2.30		
02/24/2018	JAC	Review status of project documents and review drafts.	1.20		
02/26/2018	RLL	Review signed second amendment to Phase I Services Agreement; review survey for police station site; review results from Phase II environmental report.	0.70		
	DJD	Review emails; address service agreement with High School.	0.70		
02/27/2018	RLL	Further work on hyperlinks for new documents coming in for review.	0.70		
	JAC	Prepare 3rd Amendment; misc. project review.	1.20		
	DJD	initial review of JKM proposed revisions.	1.40		
02/28/2018	DJD	Review revised documents submitted by JKM.	2.40		
		FOR CURRENT SERVICES RENDERED	84.90	15,564.50	

RECAPITULATION

<u>TIMEKEEPER</u>	<u>HOURS</u>	<u>HOURLY RATE</u>	<u>TOTAL</u>
JAMES A. CHEROF	5.10	\$205.00	\$1,045.50
D.J. DOODY	56.80	205.00	11,644.00

<u>TIMEKEEPER</u>	<u>HOURS</u>	<u>HOURLY RATE</u>	<u>TOTAL</u>
RACHEL L LEACH	23.00	125.00	2,875.00

Color photocopies			0.35
Photocopies			119.00
Local Travel			64.57
TOTAL EXPENSES THRU 02/28/2018			<u>183.92</u>

01/19/2018	Federal Express - Invoice 6-101-48553		15.00
			<u>15.00</u>

TOTAL ADVANCES THRU 02/28/2018			<u>15.00</u>
--------------------------------	--	--	--------------

TOTAL CURRENT WORK			15,763.42
--------------------	--	--	-----------

BALANCE DUE			<u>\$15,763.42</u>
-------------	--	--	--------------------

GOREN, CHEROF, DOODY & EZROL, P.A.
Attorneys at Law
3099 East Commercial Boulevard
Suite 200
Fort Lauderdale, Florida 33308
Telephone (954) 771-4500

CITY OF BOYNTON BEACH
100 East Boynton Beach Boulevard
Boynton Beach FL 33425

Page: 1
03/02/2018
ACCOUNT NO: 306-9905271
STATEMENT NO: 19113

Attn: Lynn Swanson

adv. U.S. Bank Trust, N.A. (Luoto, Kaija)

			HOURS	
02/20/2018	FLN	Reviewed Certificate of Sale and file documents to confirm no additional action is required by City.	<u>0.20</u>	
		FOR CURRENT SERVICES RENDERED	0.20	<u>41.00</u>
RECAPITULATION				
	<u>TIMEKEEPER</u>		<u>HOURS</u>	<u>HOURLY RATE</u>
	FARAH L. NERETTE		0.20	\$205.00
		TOTAL		<u>\$41.00</u>
		TOTAL CURRENT WORK		41.00
		BALANCE DUE		<u>\$41.00</u>

GOREN, CHEROF, DOODY & EZROL, P.A.
Attorneys at Law
3099 East Commercial Boulevard
Suite 200
Fort Lauderdale, Florida 33308
Telephone (954) 771-4500

CITY OF BOYNTON BEACH
100 East Boynton Beach Boulevard
Boynton Beach FL 33425

Page: 1
03/02/2018
ACCOUNT NO: 306-9905275
STATEMENT NO: 19114

Attn: Lynn Swanson

adv. Predelus, Love (HUD Complaint)

			HOURS		
02/01/2018	JAC	Follow up re: staff review and conciliation issues.	1.20		
02/02/2018	SHB	Receive and review chronology prepared by staff; discuss with Swanson.	0.70		
02/06/2018	SHB	Draft City's supplemental response; transmit to staff for review and signature. Draft transmittal letter to HUD investigator. Discuss pending matters with JAC. Update LaVerriere.	4.00		
	JAC	Review and revise letter to investigator re: conciliation offer; brief LL.	0.90		
02/07/2018	SHB	Receive and review correspondence from Investigator Lenson re: on-site interviews. Follow up with City to coordinate interviews.	0.60		
02/08/2018	JAC	Review for interviews and additional document review.	0.70		
	SHB	Follow up with City staff re: scheduling on-site interviews; send update to investigator.	1.00		
02/12/2018	SHB	Coordinate schedule of interviews for HUD investigator on-site visit.	0.60		
02/16/2018	SHB	Receive and review correspondence re: status of request for BTR and COU. Follow up re: status of on-site investigator interviews.	0.60		
	SHB	Follow up re: status of on-site investigations.	0.10		
02/19/2018	JAC	Review and preparation re: investigation interviews.	1.20		
02/20/2018	SHB	Follow up re: scheduling on-site interviews. Discuss with JAC.	0.60		
FOR CURRENT SERVICES RENDERED			12.20	2,501.00	

RECAPITULATION

<u>TIMEKEEPER</u>	<u>HOURS</u>	<u>HOURLY RATE</u>	<u>TOTAL</u>
JAMES A. CHEROF	4.00	\$205.00	\$820.00
SHANA H. BRIDGEMAN	8.20	205.00	1,681.00

TOTAL CURRENT WORK 2,501.00

BALANCE DUE \$2,501.00

GOREN, CHEROF, DOODY & EZROL, P.A.
Attorneys at Law
3099 East Commercial Boulevard
Suite 200
Fort Lauderdale, Florida 33308
Telephone (954) 771-4500

CITY OF BOYNTON BEACH
100 East Boynton Beach Boulevard
Boynton Beach FL 33425

Page: 1
03/02/2018
ACCOUNT NO: 306-9905279
STATEMENT NO: 19115

Attn: Lynn Swanson

adv. Po Ying Sem, Trustee of the Po Ying Sem Trust
(Stanley, Edmund)

			HOURS	
02/19/2018	FLN	Reviewed Notice of Filing of Amended Complaint and Amended Complaint; drafted and sent related email to staff re: to next steps.	0.30	
02/20/2018	FLN	T/C with Attny Sally Schmidt agreed order on Plaintiff's amended complaint; reviewed email from Plaintiff's counsel with order draft and responded accordingly re: City's position.	0.30	
		FOR CURRENT SERVICES RENDERED	0.60	123.00
RECAPITULATION				
	<u>TIMEKEEPER</u>		<u>HOURS</u>	<u>HOURLY RATE</u>
	FARAH L. NERETTE		0.60	\$205.00
				<u>TOTAL</u>
				\$123.00
		TOTAL CURRENT WORK		123.00
		BALANCE DUE		<u>\$123.00</u>

GOREN, CHEROF, DOODY & EZROL, P.A.
 Attorneys at Law
 3099 East Commercial Boulevard
 Suite 200
 Fort Lauderdale, Florida 33308
 Telephone (954) 771-4500

CITY OF BOYNTON BEACH
 100 East Boynton Beach Boulevard
 Boynton Beach FL 33425

Page: 1
 03/02/2018
 ACCOUNT NO: 306-9905280
 STATEMENT NO: 19116

Attn: Lynn Swanson

adv. Villa Del Sol Condominium Association, Inc.
 (Dacquay, Marcel)

			HOURS	
02/19/2018	FLN	Reviewed file and notice of hearing on Motion for Summary Judgment on 2/20/2018.	0.20	
		FOR CURRENT SERVICES RENDERED	0.20	41.00
RECAPITULATION				
	<u>TIMEKEEPER</u>		<u>HOURS</u>	<u>HOURLY RATE</u>
	FARAH L. NERETTE		0.20	\$205.00
				<u>TOTAL</u>
				\$41.00
		TOTAL CURRENT WORK		41.00
		BALANCE DUE		<u>\$41.00</u>

GOREN, CHEROF, DOODY & EZROL, P.A.
 Attorneys at Law
 3099 East Commercial Boulevard
 Suite 200
 Fort Lauderdale, Florida 33308
 Telephone (954) 771-4500

CITY OF BOYNTON BEACH
 100 East Boynton Beach Boulevard
 Boynton Beach FL 33425

Page: 1
 03/02/2018
 ACCOUNT NO: 306-9905283
 STATEMENT NO: 19117

Attn: Lynn Swanson

Riverwalk Development Agreements

02/28/2018	DNT	Review comments from staff and status of executed agreements.		HOURS	
				0.40	
		FOR CURRENT SERVICES RENDERED		0.40	82.00
RECAPITULATION					
	<u>TIMEKEEPER</u>		<u>HOURS</u>	<u>HOURLY RATE</u>	<u>TOTAL</u>
	DAVID N. TOLCES		0.40	\$205.00	\$82.00
	TOTAL CURRENT WORK				82.00
	BALANCE DUE				<u>\$82.00</u>

GOREN, CHEROF, DOODY & EZROL, P.A.
Attorneys at Law
3099 East Commercial Boulevard
Suite 200
Fort Lauderdale, Florida 33308
Telephone (954) 771-4500

CITY OF BOYNTON BEACH
100 East Boynton Beach Boulevard
Boynton Beach FL 33425

Page: 1
03/02/2018
ACCOUNT NO: 306-9905296
STATEMENT NO: 19118

Attn: Lynn Swanson

adv. Federal National Mortgage Assoc.
("FANNIE MAE")(Dysch, Jeremy A/K/A Dysch Jeremy H)

			HOURS	
02/13/2018	FLN	Reviewed Notice of Dropping Parties and Motion for Default filed by Plaintiff.	0.20	
02/19/2018	FLN	Motion for Summary Judgment, Affidavit of Costs and Affidavit of Indebtedness Amount Due.	<u>0.20</u>	
		FOR CURRENT SERVICES RENDERED	0.40	<u>82.00</u>
RECAPITULATION				
	<u>TIMEKEEPER</u>		<u>HOURS</u>	<u>HOURLY RATE</u>
	FARAH L. NERETTE		0.40	\$205.00
				<u>TOTAL</u>
				\$82.00
		TOTAL CURRENT WORK		82.00
		BALANCE DUE		<u>\$82.00</u>

GOREN, CHEROF, DOODY & EZROL, P.A.
Attorneys at Law
3099 East Commercial Boulevard
Suite 200
Fort Lauderdale, Florida 33308
Telephone (954) 771-4500

CITY OF BOYNTON BEACH
100 East Boynton Beach Boulevard
Boynton Beach FL 33425

Page: 1
03/02/2018
ACCOUNT NO: 306-9905307
STATEMENT NO: 19119

Attn: Lynn Swanson

Purchase from Colonial Estates Utility System

			HOURS	
02/05/2018	DNT	Dictate asset purchase agreement.	2.00	
02/06/2018	DNT	Dictate and revise asset purchase agreement for water utility.	1.00	
02/07/2018	DNT	Revise asset purchase agreement for colonial estates; Telephone call with Michael Low re: colonial estates asset purchase agreement.	0.70	
		FOR CURRENT SERVICES RENDERED	3.70	758.50

RECAPITULATION

<u>TIMEKEEPER</u>	<u>HOURS</u>	<u>HOURLY RATE</u>	<u>TOTAL</u>
DAVID N. TOLCES	3.70	\$205.00	\$758.50

TOTAL CURRENT WORK 758.50

BALANCE DUE \$758.50

GOREN, CHEROF, DOODY & EZROL, P.A.
Attorneys at Law
3099 East Commercial Boulevard
Suite 200
Fort Lauderdale, Florida 33308
Telephone (954) 771-4500

CITY OF BOYNTON BEACH
100 East Boynton Beach Boulevard
Boynton Beach FL 33425

Page: 1
03/02/2018
ACCOUNT NO: 306-9905308
STATEMENT NO: 19120

Attn: Lynn Swanson

Sale to Leisureville

			HOURS	
02/14/2018	RLL	Review back up information received from client; begin preparation of purchase and sale agreement.	1.70	
02/16/2018	DJD	Draft proposed purchase and sale agreement.	0.50	
02/19/2018	RLL	Further work on purchase and sale agreement; prepare pro forma warranty deed to attach to contract as exhibit.	1.60	
	DJD	Revise Purchase and Sale agreement.	0.40	
02/20/2018	RLL	Meet with DJD and work to finalize purchase and sale agreement with proposed deed attachment.	1.00	
	DJD	Review proposed purchase and sale agreement.	0.40	
FOR CURRENT SERVICES RENDERED			5.60	804.00

RECAPITULATION

<u>TIMEKEEPER</u>	<u>HOURS</u>	<u>HOURLY RATE</u>	<u>TOTAL</u>
D.J. DOODY	1.30	\$205.00	\$266.50
RACHEL L LEACH	4.30	125.00	537.50

Photocopies	22.75
TOTAL EXPENSES THRU 02/28/2018	22.75
TOTAL CURRENT WORK	826.75
BALANCE DUE	<u>\$826.75</u>

GOREN, CHEROF, DOODY & EZROL, P.A.
Attorneys at Law
3099 East Commercial Boulevard
Suite 200
Fort Lauderdale, Florida 33308
Telephone (954) 771-4500

CITY OF BOYNTON BEACH
100 East Boynton Beach Boulevard
Boynton Beach FL 33425

Page: 1
03/02/2018
ACCOUNT NO: 306-9905309
STATEMENT NO: 19121

Attn: Lynn Swanson

adv. U.S. Bank National Assoc. (Jackson, Alissa
et., al.)

			HOURS	
02/28/2018	FLN	Reviewed file documents, T/C and emails to Plaintiff's counsel re: extension to City to explore opportunity to file cross claim; updated file accordingly.	0.50	
		FOR CURRENT SERVICES RENDERED	0.50	102.50
RECAPITULATION				
	<u>TIMEKEEPER</u>		<u>HOURS</u>	<u>HOURLY RATE</u>
	FARAH L. NERETTE		0.50	\$205.00
				<u>TOTAL</u>
				\$102.50
		TOTAL CURRENT WORK		102.50
		BALANCE DUE		<u>\$102.50</u>

Goren, Cherof, Doody & Ezrol, P.A. - February 2018

Risk Cases

Jean-Baptist, Kevens	0.00
Kimsey, Erin (MVA)	0.00
Ford, Sharron(Negligence arrest)	266.50
Andrews, Spencer, v Haugh, Vincent (BBPD Emp)	1,189.00
Mina, German (Slip & Fall)	179.44
Gregory, Mola (Slip & Fall)	2,437.72
Oldham, Dana (fall)	61.50
Robinson, Bennie(False Arrest)	474.50
Galindez, Dennis(Slip & Fall)	9,004.05
Caliskan, Hasan(MVA)	0.00
Jenkins, Gail & Leon(Demolition)	41.00
Venegas, Jesusa	0.00
Blutcher, Pamela (MVA)	7,481.05
Goldman, Barry(Bike/grate accident)	3,945.45
Braswell, Jeffrey(Excessive Force)	0.00
Occius, Facilia (P/NG Will-Marc Eugene)	0.00
Broberg, Leif Complaint(2015)	20.50
Novick, James (MVA Public Works)	0.00
Wade, George(auto accident)	497.50
Davila, Danielle (Police)	0.00
Caliendo, Giovanni & Emily (Code Violation)	41.00
Shevlin, Patrick(false arrest)	319.44
Ryan, Ronald(whistleblower)	10,931.75
Readon, Jayden, Estate of (police chase)	4,692.15
Coupet, Kenson (Parent of child injured)	205.00
Meyer, Tamara (MVA)	184.50
Ortiz, Jade (personal injury)	0.00
Clemens, Jennifer (Personal Injury)	315.00
Basinski, Donna (MVA garbage truck)	123.00
Novick, James (MVA Public Works)	41.00
Garber M.D., Harvey (Excessive Force)	41.00
Floering, David & Barbara	123.00
TOTAL Goren,Cherof Risk Legal Costs	<u>42,615.05</u>

GOREN, CHEROF, DOODY & EZROL, P.A.
Attorneys at Law
3099 East Commercial Boulevard
Suite 200
Fort Lauderdale, Florida 33308
Telephone (954) 771-4500

CITY OF BOYNTON BEACH
100 East Boynton Beach Boulevard
Boynton Beach FL 33425

Page: 1
03/02/2018
ACCOUNT NO: 306-9905029
STATEMENT NO: 19122

Attn: Lynn Swanson

adv. Ford, Sharron (negligence arrest)

Billing Category 18-RLO

			HOURS	
02/06/2018	TAD	Receipt and review of correspondence regarding settlement issues from outside counsel. Confer with City re: same.	0.30	
02/15/2018	TAD	Receipt and review of correspondence from City re: status. Prepare correspondence to outside counsel re: meeting with commission. Telephone conference with City re: issues with meeting and agenda item.	0.50	
02/16/2018	TAD	Prepare correspondence to City re: information on claim for meeting. Review correspondence re: reports.	0.30	
02/19/2018	TAD	Receipt and review of correspondence from adjuster re: claim status and authority and prepare response to same.	<u>0.20</u>	
FOR CURRENT SERVICES RENDERED			1.30	<u>266.50</u>

RECAPITULATION

<u>TIMEKEEPER</u>	<u>HOURS</u>	<u>HOURLY RATE</u>	<u>TOTAL</u>
TRACEY A. DECARLO	1.30	\$205.00	\$266.50

TOTAL CURRENT WORK	266.50
BALANCE DUE	<u>\$266.50</u>

GOREN, CHEROF, DOODY & EZROL, P.A.
Attorneys at Law
3099 East Commercial Boulevard
Suite 200
Fort Lauderdale, Florida 33308
Telephone (954) 771-4500

CITY OF BOYNTON BEACH
100 East Boynton Beach Boulevard
Boynton Beach FL 33425

Page: 1
03/02/2018
ACCOUNT NO: 306-9905041
STATEMENT NO: 19123

Attn: Lynn Swanson

Andrews, Spencer, et al v. Haugh, Vincent, et al
(BBPD Employees)

Billing Category 18-RLO

			HOURS		
02/01/2018	TAD	Attend telephone conference with outside counsel and City re: mediation issues. Attend mediation of matter. Review settlement agreement.	5.60		
02/15/2018	TAD	Receipt and review of correspondence re: settlement documents and response to same.	<u>0.20</u>		
FOR CURRENT SERVICES RENDERED			5.80	<u>1,189.00</u>	

RECAPITULATION

<u>TIMEKEEPER</u>	<u>HOURS</u>	<u>HOURLY RATE</u>	<u>TOTAL</u>
TRACEY A. DECARLO	5.80	\$205.00	\$1,189.00

TOTAL CURRENT WORK 1,189.00

BALANCE DUE \$1,189.00

GOREN, CHEROF, DOODY & EZROL, P.A.
Attorneys at Law
3099 East Commercial Boulevard
Suite 200
Fort Lauderdale, Florida 33308
Telephone (954) 771-4500

CITY OF BOYNTON BEACH
100 East Boynton Beach Boulevard
Boynton Beach FL 33425

Page: 1
03/02/2018
ACCOUNT NO: 306-9905062
STATEMENT NO: 19124

Attn: Lynn Swanson

adv. Mina, German (slip & Fall)

Billing Category: 18-RLO
Claim #001470-000340-GB-01

			HOURS	
02/07/2018	TAD	Receipt and review of stipulation for dismissal and correspondence re: same.	0.20	
02/12/2018	TAD	Receipt and review of order of dismissal. Telephone conference with prior plaintiff counsel re: settlement and lien. Prepare correspondence to City re: order.	0.60	
		FOR CURRENT SERVICES RENDERED	0.80	164.00

RECAPITULATION

<u>TIMEKEEPER</u>	<u>HOURS</u>	<u>HOURLY RATE</u>	<u>TOTAL</u>
TRACEY A. DECARLO	0.80	\$205.00	\$164.00

01/29/2018	Federal Express - Invoice 6-101-48553	15.44
		15.44
	TOTAL ADVANCES THRU 02/28/2018	15.44
	TOTAL CURRENT WORK	179.44
	BALANCE DUE	<u>\$179.44</u>

GOREN, CHEROF, DOODY & EZROL, P.A.
Attorneys at Law
3099 East Commercial Boulevard
Suite 200
Fort Lauderdale, Florida 33308
Telephone (954) 771-4500

CITY OF BOYNTON BEACH
100 East Boynton Beach Boulevard
Boynton Beach FL 33425

Page: 1
03/02/2018
ACCOUNT NO: 306-9905066
STATEMENT NO: 19125

Attn: Lynn Swanson

adv. Gregory, Mola (slip & fall)

Billing Category: 18-RLO
Claim #001470-000341-GB-01

			HOURS
02/01/2018	IR	Prepared Defendant's Motion to Compel, with supporting exhibits of Plaintiff's Response to Request for Production regarding IRS Form 4506-T income tax returns, correspondence and emails requesting same regarding alleged wage loss; online review of Division checked Judge Small's next available UMC calendar to set said motion; email draft motion to team, for review and to schedule on Judge Small's next available UMC calendar; preparation on tickler to follow up with TAD prior to Defendant's Motion to Compel hearing.	1.70
	TAD	Receipt and review of correspondence from expert re: conflict. Review plaintiff deposition regarding medical information. Telephone conference with potential expert re: issues.	0.50
02/05/2018	TAD	Revise motion to compel and prepare notice of hearing on same.	0.30
02/07/2018	TAD	Receipt and review of correspondence from plaintiff re: case management issues. Receipt of correspondence from expert re: review and prepare response to same. Prepare notice of non-party production to orthopedic physician. Prepare subpoena and HIPAA form.	1.90
02/08/2018	IR	Reviewed online court docket, for responses to Defendant, City of Boynton Beach's Motion to Compel, directed to Plaintiff's claim for wage loss documentation and to ascertain if Plaintiff filed objections to Defendant's Notice of Production from Non-Parties, for 15 sets of subpoenas duces tecum directed toward entities and individuals, in preparation for trial; reviewed online hearing information listed for Judge Small and noted same, for Motion to Compel; receipt, review and tickler of Notice of Production from Non-Party, directed to records custodian at Preferred Orthopedics of the Palm Beaches and accompanying subpoena duces tecum.	1.10
	TAD	Receipt and review of correspondence re: deposition of Tordilla. Prepare response to same. Prepare re-notice of deposition. Prepare correspondence to plaintiff re: additional depositions.	0.90
02/12/2018	TAD	Receipt and review of correspondence re: depositions of physicians. Prepare correspondence to plaintiff re: same. Prepare amended notice of	

adv. Gregory, Mola (slip & fall)

			HOURS	
		deposition of LeStrange and subpoena for same.	0.30	
02/15/2018	TAD	Receipt and review of return of service on Broward Hospital. Receipt of correspondence from Imperial Point re: records requested. Receipt of correspondence from process server re: issues with AT&T subpoena. Review information for service of subpoena and provide same to process server. Revise subpoena.	0.60	
02/16/2018	TAD	Prepare revised notice of deposition of plaintiff's physicians. Prepare notice of hearing on motion to compel and status conference. Prepare HIPAA forms forms for non-party subpoenas to medical providers.	0.80	
02/22/2018	TAD	Receipt and review of correspondence fro Windsor re: subpoena. Prepare correspondence to Windsor re: response to subpoena. Prepare Hipaa form for orthopedic doctor.	1.30	
02/23/2018	TAD	Receipt and review of correspondenc from Total Orthopedic regarding response to subpoena. Prepare response to same. Receipt of correspondence from Choice re: response to subpoena. Prepare response to same.	0.60	
02/26/2018	TAD	Receipt and review of correspondence re: response to subpoena and prepare response to same. Review records produced by Plaintiff's employer re: trial exhibits.	1.80	
02/27/2018	TAD	Receipt and review of correspondence from Park Creek re: response to subpoena and prepare correspondence to City re: same.	0.20	
02/28/2018	TAD	Receipt of correspondence from Special Counsel re: response to subpoena. Prepare response to same. Review records provided and confer with IVR re: same. Review motion to compel and prepare correspondence hearing on same.	0.80	
		FOR CURRENT SERVICES RENDERED	12.80	2,400.00

RECAPITULATION

<u>TIMEKEEPER</u>	<u>HOURS</u>	<u>HOURLY RATE</u>	<u>TOTAL</u>
INGRID RIERA	2.80	\$125.00	\$350.00
TRACEY A. DECARLO	10.00	205.00	2,050.00

Photocopies	16.10
TOTAL EXPENSES THRU 02/28/2018	16.10

01/29/2018	Federal Express - Invoice 6-101-48553	21.62
		21.62

adv. Gregory, Mola (slip & fall)

TOTAL ADVANCES THRU 02/28/2018	<u>21.62</u>
TOTAL CURRENT WORK	2,437.72
BALANCE DUE	<u>\$2,437.72</u>

GOREN, CHEROF, DOODY & EZROL, P.A.
Attorneys at Law
3099 East Commercial Boulevard
Suite 200
Fort Lauderdale, Florida 33308
Telephone (954) 771-4500

CITY OF BOYNTON BEACH
100 East Boynton Beach Boulevard
Boynton Beach FL 33425

Page: 1
03/02/2018
ACCOUNT NO: 306-9905069
STATEMENT NO: 19126

Attn: Lynn Swanson

adv. Oldham, Dana (fall)

Billing Category 18-RLO
Claim #001470-000346-GB-01

			HOURS	
02/07/2018	TAD	Receipt and review of correspondence from adjuster re: settlement. Prepare correspondence to plaintiff re: same.	0.30	
		FOR CURRENT SERVICES RENDERED	0.30	61.50
RECAPITULATION				
	<u>TIMEKEEPER</u>		<u>HOURS</u>	<u>HOURLY RATE</u>
	TRACEY A. DECARLO		0.30	\$205.00
				<u>TOTAL</u>
				\$61.50
		TOTAL CURRENT WORK		61.50
		BALANCE DUE		<u>\$61.50</u>

GOREN, CHEROF, DOODY & EZROL, P.A.
Attorneys at Law
3099 East Commercial Boulevard
Suite 200
Fort Lauderdale, Florida 33308
Telephone (954) 771-4500

CITY OF BOYNTON BEACH
100 East Boynton Beach Boulevard
Boynton Beach FL 33425

Page: 1
03/02/2018
ACCOUNT NO: 306-9905073
STATEMENT NO: 19127

Attn: Lynn Swanson

adv. Robinson, Bennie (false arrest)

Billing Category 18-RLO
Claim #001470-000336-GB-01

			HOURS		
02/06/2018	TAD	Receipt and review of correspondence from City re: status. Receipt of report from outside counsel re: appeal issues. Prepare correspondence to the City re: same.	0.40		
02/07/2018	TAD	Receipt and review of revised trial order and prepare outline of same for report to client. Prepare correspondence to City re: revised trial deadlines and continuance. Receipt of correspondence from City and Adjuster re: Medicare information. Prepare correspondence to Plaintiff re: medicare release forms.	0.90		
02/12/2018	IR	Extensive review of Order Setting Jury Trial and Directing Pretrial and Mediation Procedures, entered by Judge Marra on January 19, 2018, for the court's next 2 week period commencing July 23, 2018; revised trial order Outline with countdown cut-off dates specified; preparation of ticklers for each trial cut-off project, with 2 lead up dates.	1.50		
02/15/2018	TAD	Receipt and review of notice of unavailability for trial and revise correspondence to Plaintiff re: medicare issues.	0.10		
FOR CURRENT SERVICES RENDERED			2.90	474.50	

RECAPITULATION

<u>TIMEKEEPER</u>	<u>HOURS</u>	<u>HOURLY RATE</u>	<u>TOTAL</u>
INGRID RIERA	1.50	\$125.00	\$187.50
TRACEY A. DECARLO	1.40	205.00	287.00

TOTAL CURRENT WORK 474.50

BALANCE DUE \$474.50

GOREN, CHEROF, DOODY & EZROL, P.A.
Attorneys at Law
3099 East Commercial Boulevard
Suite 200
Fort Lauderdale, Florida 33308
Telephone (954) 771-4500

CITY OF BOYNTON BEACH
100 East Boynton Beach Boulevard
Boynton Beach FL 33425

Page: 1
03/02/2018
ACCOUNT NO: 306-9905083
STATEMENT NO: 19128

Attn: Lynn Swanson

adv. Galindez, Dennis (slip & fall)

Billing Category: 18-RLO
Claim #001470-000330-GB-01

			HOURS
02/01/2018	TAD	Receipt and review of correspondence from plaintiff re: hearing. Prepare correspondence to Court re: hearing. Review testimony of plaintiff expert re: motion in limine.	2.20
02/02/2018	TAD	Prepare motion in limine and supporting memo of law re: testimony of plaintiff's expert. Prepare notice of filing deposition and exhibits in support of same. Review case law re: motion in limine issues. Revise opening statement re: trial preparation.	5.70
02/05/2018	TAD	Receipt and review case law and prepare additional discovery to plaintiff. Review case law re: set off issues for trial. Review cross of plaintiff and revise same for trial.	3.60
02/06/2018	TAD	Revise motion in limine re:: plaintiffs expert to include additional testimony. Review case law re: memo of law supporting motions in limine. Review prior discovery to plaintiff and revise update discovery to plaintiff to include additional requests.	2.30
02/08/2018	TAD	Receipt and review of correspondence from the Court re: City's Motion for summary judgment. Prepare correspondence to Plaintiff re: hearing and receipt of response to same. Prepare proposed order on motion and prepare correspondence to Court re: same.	0.90
02/09/2018	TAD	Prepare additional arguments for motion in limine. Review testimony from Chief re: same. Review case law re: code issues for trial. Review case law re: expert issues for trial. Prepare correspondence to court and Plaintiff re: motions in limine. Receipt of correspondence from Court and Plaintiff re: motions in limine. Prepare correspondence to Plaintiff re: potential agreement on issues in motion in limine. Prepare evidence for review by Court re: motions in limine.	3.80
02/12/2018	TAD	Prepare correspondence to plaintiff re: issues with hearing on motion in limine. Receipt of response to same. Prepare proposed order on Motions in Limine. Prepare correspondence to Court and Plaintiff re: proposed	

adv. Galindez, Dennis (slip & fall)

			HOURS
		order. Prepare correspondence to Court re: motion for summary judgment and supporting documents. Receipt of second correspondence from Plaintiff counsel re: hearing issues and agreement.	1.30
02/13/2018	TAD	Receipt of correspondence re: Detective Reinhold and prepare correspondence to the City re: same.	0.30
	IR	Receipt and review of special set hearing on City of Boynton Beach's two Motions in Limine, in compliance with the Court's trial calendar, on the 4 week docket commencing 4.30.18 through 5.25.18; prepared ticklers to prepare TAD for said hearing;	0.70
02/15/2018	TAD	Receipt and review of request for production to the City. Telephone conference with judicial assistant re: orders on City's motions and amended order.	0.60
02/16/2018	IR	Receipt and review of Plaintiff's Ninth Request for Production, requesting Art Brode personnel records; extensive review of prior discovery requests from both Plaintiff and former co-Defendant, First Genesis, and prepared responsive email to TAD regarding same; prepared tickler to file City of Boynton Beach's response, including responsive records.	1.10
	TAD	Receipt and review of correspondenc re: deposition of City records custodian. Receipt of notice of deposition areas. Prepare correspondence re issues for records custodian deposition.	0.40
02/19/2018	TAD	Receipt and review of documents from City re: response to records custodian deposition duces tecum request.	1.80
02/20/2018	TAD	Receipt and review of correspondence from plaintiff re: motions in limine. Prepare correspondence to plaintiff re: deposition and receipt of response to same.	0.30
02/21/2018	TAD	Receipt of correspondence from City re: documents responsive to request for production. Confer with clerk re: records custodian deposition.	0.50
	IR	Receipt, review and preparation of ticklers regarding City of Boynton Beach's Responses / Objections to Plaintiff's 9th Request for Production [Art Brode personnel records] to redact, then produce; review Trial Order and dates of discovery cut-off and Pretrial Stipulation, and to check Judge Jamie Goodman's online trial directives.	0.40
02/22/2018	TAD	Receipt and review of information requested by plaintiff. Revise subpoenas for trial. Review trial exhibits re: records custodian deposition. Prepare correspondence to human resources re: information requested. Prepare case law for submission to Court.	4.80
02/23/2018	TAD	Receipt and review of records and report from City in response to notice of deposition duces tecum. Prepare correspondence to clerk re: deposition and receipt of response to same. Receipt of plaintiff's Motion in Limine.	1.40
02/26/2018	TAD	Receipt and review of correspondence from Ramsey re: information from facilities in response to duces tecum request. Review documents. Prepare correspondence to public works re: deposition information and request. Prepare correspondence to clerk re: deposiiton notice. Receipt of notice of	

adv. Galindez, Dennis (slip & fall)

			HOURS	
		deposition.	0.80	
02/27/2018	TAD	Receipt and review of correspondence from facilities re: information for deposition. Review case law cited by plaintiff in motion in limine. Prepare for hearing on same. Prepare correspondence to court re: motions and prepare documents for review by court.	5.30	
02/28/2018	TAD	Continue review of discovery re: response to duces tecum request. Prepare documents for meeting with records custodian. Receipt of correspondence from Public Works re: response to duces tecum request. Review personnel filed for 2 crew supervisors re: response to request for production and response to duces tecum request.	4.80	
		FOR CURRENT SERVICES RENDERED	43.00	8,639.00

RECAPITULATION

<u>TIMEKEEPER</u>	<u>HOURS</u>	<u>HOURLY RATE</u>	<u>TOTAL</u>
INGRID RIERA	2.20	\$125.00	\$275.00
TRACEY A. DECARLO	40.80	205.00	8,364.00

Photocopies	365.05
TOTAL EXPENSES THRU 02/28/2018	365.05
TOTAL CURRENT WORK	9,004.05
BALANCE DUE	<u>\$9,004.05</u>

GOREN, CHEROF, DOODY & EZROL, P.A.
Attorneys at Law
3099 East Commercial Boulevard
Suite 200
Fort Lauderdale, Florida 33308
Telephone (954) 771-4500

CITY OF BOYNTON BEACH
100 East Boynton Beach Boulevard
Boynton Beach FL 33425

Page: 1
03/02/2018
ACCOUNT NO: 306-9905093
STATEMENT NO: 19129

Attn: Lynn Swanson

adv. Jenkins, Gail and Leon (Demolition)

Billing Code: 18-RLO
Claim #001470-000382-GD-01

			HOURS	
02/02/2018	TAD	Receipt and review of correspondence from counsel for mortgage company re: order and review proposed order. FOR CURRENT SERVICES RENDERED	0.20	41.00
RECAPITULATION				
	<u>TIMEKEEPER</u> TRACEY A. DECARLO		<u>HOURS</u> 0.20	<u>HOURLY RATE</u> \$205.00
			<u>TOTAL</u>	<u>\$41.00</u>
		TOTAL CURRENT WORK		41.00
		BALANCE DUE		<u><u>\$41.00</u></u>

GOREN, CHEROF, DOODY & EZROL, P.A.
Attorneys at Law
3099 East Commercial Boulevard
Suite 200
Fort Lauderdale, Florida 33308
Telephone (954) 771-4500

CITY OF BOYNTON BEACH
100 East Boynton Beach Boulevard
Boynton Beach FL 33425

Page: 1
03/02/2018
ACCOUNT NO: 306-9905102
STATEMENT NO: 19130

Attn: Lynn Swanson

adv. Blutchter, Pamela (MVA)

Billing Category - 18RLO
Claim #001470-000369-AB-01

			HOURS
02/01/2018	TAD	Receipt and review of correspondence re: depositions. Prepare correspondence to witnesses and City re: depositions. Receipt of notice of deposition.	0.60
02/09/2018	IR	Review medical records received pertaining to Plaintiff's admissions at Bethesda Memorial East [1,426 pages of records received], in compliance with the City of Boynton Beach's subpoena duces tecum due from July 24, 2017; review and update to Trial Witness Tracking Chart, regarding medical providers' and other medical entities' responses to the City's subpoenas, listing new medical providers as stated in recently received medical records.	3.20
02/12/2018	IR	Continued review and summaries of Bethesda Hospital East 22 admissions from 2012 through end of 2017 [over 1400 pages of records].	2.20
02/13/2018	IR	Continuation of review and summarizing Bethesda Memorial East records, updates to medical records summaries, including list of potential new witnesses and entities to subpoena and conference with TAD regarding same, regarding findings within the Bethesda Medical records.	5.10
02/15/2018	IR	Prepare summaries of Bethesda Hospital East.	3.90
02/16/2018	IR	Review status of subpoenas served in 2017 and checked files for responses to other discovery; reviewed and summarized medical records received from The Center for Bone & Joint Surgery of the Palm Beaches, responsive to subpoena; prepared memoranda of additional subpoenas to be prepared and issued, as a result of summarizing Plaintiff's medical records from 2003 through current; revised Trial Witness Tracking chart and Medical Records Summaries Chart, in preparation for Plaintiff's deposition of April 5, 2018.	3.70
02/19/2018	IR	Review Plaintiff's medical records produced in response to subpoenas and prepared summary of same; revised memoranda of new subpoenas duces tecum to be issued, as a result of reviewing and summarizing Plaintiff's medical records from 28 previously issued subpoenas in 2017; reviewed	

adv. Blutchter, Pamela (MVA)

			HOURS		
		and summarized The Imaging Centers medical records received, pursuant to subpoena duces tecum and revised medical records summarizes, in preparation for Plaintiff's deposition.	6.80		
02/20/2018	IR	Review Plaintiff's medical records summary of same.	2.90		
02/21/2018	IR	Update Plaintiff medical summaries for deposition; prepared timeline for deposition; found documents produced in response to subpoena; prepared updates to and breakdown of different admissions of Plaintiff at Bethesda Memorial East, specifically correlating the number of pages per admission of Plaintiff, noting physicians and other relevant information and cross-referenced with time of events by Plaintiff.	6.70		
02/22/2018	IR	Continuation of summary to Bethesda Memorial East medical records and updated chart of same.	1.20		
02/23/2018	IR	Continue review Plaintiff medical records from 2012 through 2017; updated witness tracking chart to add additional potential medical providers as noted in various admissions; cross-referenced summaries with Plaintiff's Timeline of Events, including previously prepared medical records summaries from subpoenaed records; updates to Trial Witness Tracking chart.	4.50		
02/26/2018	IR	Revised last several entries of Bethesda Memorial Hospital records and cross-referencing medical providers / physicians against online Florida medical licenses searches and its website for licensing of medical professionals; updated all tracking charts, and emailed three updated and revised tracking charts, which include medical summaries to TAD; research South Florida Gastroenterology Associates and Matthew Bromer, D.O. and compared with Plaintiff's Answers to Interrogatories for information regarding same.	6.70		
02/27/2018	IR	Renewed information Plaintiff, review court records preparing for plaintiff deposition; initial preparation of summaries of Plaintiff's medical care received from Resolute Anesthesia and Pain Solutions Boca Raton, [105 pages of records].	6.10		
02/28/2018	IR	Continuation of medical records review and summarizing of documents; created separate summaries with records over 700 pages in length from JFK Medical Center, Resolute Anesthesia & Pain Solutions and Mote Wellness, in preparation for the Plaintiff's deposition the first week in April 2018.	5.80		
FOR CURRENT SERVICES RENDERED			59.40	7,473.00	

RECAPITULATION

<u>TIMEKEEPER</u>	<u>HOURS</u>	<u>HOURLY RATE</u>	<u>TOTAL</u>
INGRID RIERA	58.80	\$125.00	\$7,350.00
TRACEY A. DECARLO	0.60	205.00	123.00

adv. Blutcher, Pamela (MVA)

Photocopies	8.05
TOTAL EXPENSES THRU 02/28/2018	<u>8.05</u>
TOTAL CURRENT WORK	7,481.05
BALANCE DUE	<u>\$7,481.05</u>

GOREN, CHEROF, DOODY & EZROL, P.A.
Attorneys at Law
3099 East Commercial Boulevard
Suite 200
Fort Lauderdale, Florida 33308
Telephone (954) 771-4500

CITY OF BOYNTON BEACH
100 East Boynton Beach Boulevard
Boynton Beach FL 33425

Page: 1
03/02/2018
ACCOUNT NO: 306-9905111
STATEMENT NO: 19131

Attn: Lynn Swanson

adv. Goldman, Barry (bike/grate accident)

Billing Category: 18-RLO
Claim #001470-000373-GB-01

			HOURS
02/01/2018	IR	Receipt and review of Plaintiff's May 5, 2015 surgery notes, as added trial exhibits; organized as Plaintiff's trial exhibits, for use at trial on March 19, 2018 through May 11, 20-18 trial docket.	0.60
	TAD	Receipt and review of correspondence from plaintiff re: additional medical information and review medical records provided.	0.30
02/02/2018	TAD	Receipt and review of plaintiff 2nd and 3rd supplemental exhibit lists and documents added. Prepare correspondence to plaintiff re: exhibits. Review case law re: motion in limine to exclude exhibits.	3.30
02/05/2018	TAD	Continued review of video edits proposed by Plaintiff for trial. Prepare correspondence to plaintiff re: proposed edits. Review additional trial exhibits from Plaintiff.	3.40
02/06/2018	TAD	Review cross of plaintiff and medicals and prepare additional examination for trial. Receipt of order resetting calendar call. Revise correspondence to plaintiff re: trial exhibits to include additional records produced by plaintiff.	2.80
02/08/2018	IR	Receipt, review and preparation of tickler pertaining to four pretrial issues to be addressed and responded to by Plaintiff's counsel [parties are in agreement pertaining to Correa video deposition redactions to be presented at trial; whether or not Plaintiff will bring the bike to trial - pursuant to City's Request for Production at trial previously filed with the Court; 2nd and 3rd Supplemental Trial Disclosures filed by Plaintiff and whether or not the parties can agree to limit number of photographs to be put into evidence at trial; and to receive any of Plaintiff's Second Supplemental Trial Disclosure, #1 images, video, Google and street maps to be utilized by Plaintiff, not previously sent to the City];	0.80
02/14/2018	IR	Revised Trial Order Re-Setting Calendar Call, entered by the Court 1.29.18, that scheduled live hearing on March 16, 2018 at 9:00a.m. to set trial from the March 19 through May 11, 2018 docket; reviewed City of Boynton Beach's latest trial witness and trial exhibits list, filed January 31, 2018 for Plaintiff's physician Robert Simon, M.D. and Central Palm Beach Surgery	

adv. Goldman, Barry (bike/grate accident)

			HOURS		
		Center, Ltd. records and prior disclosures; prepared memo to TAD regarding same; extensive review of medical records in the file, recently received records and older medical records and confirmed same listed on all parties' trial disclosures; additional trial preparation.	5.80		
	TAD	Review case law re: jury instructions and continue trial preparation.	2.20		
02/15/2018	IR	Continuation of trial preparation; detailed review and match medical records to chronology; revised trial witness tracking chart; online search of Plaintiff's court filings, including service of process of trial witness subpoenas; continuation of revisions to trial notebook and index to trial notebook; revised trial subpoenas and conference with TAD regarding same; scanned and organized additional medical records, in order, for use as trial exhibits.	2.10		
	TAD	Receipt and review of correspondence re: video and trail exhibits.	0.20		
02/23/2018	IR	Forward new Trial Order to Shenika Harris, Counsel at Florida Department of Transportation, to check with Alexander Barr as to his availability during the latest new trial period that commences March 19 - May 11, 2018; tickler prepared for her responses to same; trial preparation; extensive review of medical records and dates of Plaintiff's surgeries.	1.20		
		FOR CURRENT SERVICES RENDERED	22.70	3,813.50	

RECAPITULATION

<u>TIMEKEEPER</u>	<u>HOURS</u>	<u>HOURLY RATE</u>	<u>TOTAL</u>
INGRID RIERA	10.50	\$125.00	\$1,312.50
TRACEY A. DECARLO	12.20	205.00	2,501.00

Color photocopies	10.85
Photocopies	121.10
TOTAL EXPENSES THRU 02/28/2018	131.95
TOTAL CURRENT WORK	3,945.45
BALANCE DUE	\$3,945.45

GOREN, CHEROF, DOODY & EZROL, P.A.
Attorneys at Law
3099 East Commercial Boulevard
Suite 200
Fort Lauderdale, Florida 33308
Telephone (954) 771-4500

CITY OF BOYNTON BEACH
100 East Boynton Beach Boulevard
Boynton Beach FL 33425

Page: 1
03/02/2018
ACCOUNT NO: 306-9905124
STATEMENT NO: 19132

Attn: Lynn Swanson

Broberg, Leif Complaint (2015)

Billing Category: 18-RLO
Claim #001470-000390-EP-01

02/05/2018	TAD	Receipt and review of correspondence from outside counsel re: status. FOR CURRENT SERVICES RENDERED	HOURS 0.10 0.10	<u>20.50</u>
RECAPITULATION				
	<u>TIMEKEEPER</u>		<u>HOURS</u>	<u>HOURLY RATE</u>
	TRACEY A. DECARLO		0.10	\$205.00
			<u>TOTAL</u>	<u>\$20.50</u>
		TOTAL CURRENT WORK		20.50
		BALANCE DUE		<u>\$20.50</u>

GOREN, CHEROF, DOODY & EZROL, P.A.
Attorneys at Law
3099 East Commercial Boulevard
Suite 200
Fort Lauderdale, Florida 33308
Telephone (954) 771-4500

CITY OF BOYNTON BEACH
100 East Boynton Beach Boulevard
Boynton Beach FL 33425

Page: 1
03/02/2018
ACCOUNT NO: 306-9905132
STATEMENT NO: 19133

Attn: Lynn Swanson

adv. Wade, George (auto accident)

Billing Category: 18-RLO
Claim #001470-000380-AB-01

			HOURS	
02/14/2018	IR	Extensive review of trial order and cut-off dates for trial preparation, for the court docket May 7, 2018 through June Order Setting Jury Trial and Directing Pretrial and Mediation Procedures, entered by the Court.	0.70	
02/26/2018	TAD	Review case law re: use of social media information for trial.	0.80	
02/27/2018	TAD	Continue review of case law re: trial evidentiary issues for trial. Review on line information on plaintiff for trial.	1.20	
FOR CURRENT SERVICES RENDERED			2.70	497.50

RECAPITULATION

<u>TIMEKEEPER</u>	<u>HOURS</u>	<u>HOURLY RATE</u>	<u>TOTAL</u>
INGRID RIERA	0.70	\$125.00	\$87.50
TRACEY A. DECARLO	2.00	205.00	410.00

TOTAL CURRENT WORK 497.50

BALANCE DUE \$497.50

GOREN, CHEROF, DOODY & EZROL, P.A.
Attorneys at Law
3099 East Commercial Boulevard
Suite 200
Fort Lauderdale, Florida 33308
Telephone (954) 771-4500

CITY OF BOYNTON BEACH
100 East Boynton Beach Boulevard
Boynton Beach FL 33425

Page: 1
03/02/2018
ACCOUNT NO: 306-9905171
STATEMENT NO: 19134

Attn: Lynn Swanson

adv. Caliendo, Giovanni & Emily (code violation)

Billing Category: 18-RLO
Claim #001470-000400-PI-01

			HOURS	
02/06/2018	TAD	Receipt and review of correspondence re: status and prepare response to same.	0.20	
		FOR CURRENT SERVICES RENDERED	0.20	41.00
RECAPITULATION				
	<u>TIMEKEEPER</u>		<u>HOURS</u>	<u>HOURLY RATE</u>
	TRACEY A. DECARLO		0.20	\$205.00
				<u>TOTAL</u>
				\$41.00
		TOTAL CURRENT WORK		41.00
		BALANCE DUE		<u>\$41.00</u>

GOREN, CHEROF, DOODY & EZROL, P.A.
Attorneys at Law
3099 East Commercial Boulevard
Suite 200
Fort Lauderdale, Florida 33308
Telephone (954) 771-4500

CITY OF BOYNTON BEACH
100 East Boynton Beach Boulevard
Boynton Beach FL 33425

Page: 1
03/02/2018
ACCOUNT NO: 306-9905186
STATEMENT NO: 19135

Attn: Lynn Swanson

adv. Shevlin, Patrick (false arrest)

Billing Category: 18-RLO
Claim #001470-000395-PP-01

			HOURS	
02/08/2018	TAD	Prepare correspondence to Plaintiff re: dismissal. Receipt of response from Plaintiff re: same.	0.20	
02/15/2018	TAD	Prepare correspondence to plaintiff regarding order of dismissal and receipt of response to same.	0.20	
02/22/2018	TAD	Receipt and review of notice of dismissal.	0.10	
02/26/2018	TAD	Receipt and review of correspondence from Court re: calendar call. Telephone conference with judicial assistant re: information on settlement. Receipt of correspondence from plaintiff and order and disposition sheet. Receipt of order of dismissal. Prepare correspondence to City re: same.	0.80	
	IR	Receipt, review Order of Dismissal with Prejudice and removed the matter from trial tracking and May 28, 2018 trial calendar.	0.30	
		FOR CURRENT SERVICES RENDERED	1.60	304.00

RECAPITULATION

<u>TIMEKEEPER</u>	<u>HOURS</u>	<u>HOURLY RATE</u>	<u>TOTAL</u>
INGRID RIERA	0.30	\$125.00	\$37.50
TRACEY A. DECARLO	1.30	205.00	266.50

01/22/2018	Federal Express - Invoice 6-101-48553	15.44
		15.44
	TOTAL ADVANCES THRU 02/28/2018	15.44
	TOTAL CURRENT WORK	319.44

CITY OF BOYNTON BEACH

adv. Shevlin, Patrick (false arrest)

Page: 2
03/02/2018
ACCOUNT NO: 306-9905186
STATEMENT NO: 19135

BALANCE DUE

\$319.44

GOREN, CHEROF, DOODY & EZROL, P.A.
Attorneys at Law
3099 East Commercial Boulevard
Suite 200
Fort Lauderdale, Florida 33308
Telephone (954) 771-4500

CITY OF BOYNTON BEACH
100 East Boynton Beach Boulevard
Boynton Beach FL 33425

Page: 1
03/02/2018
ACCOUNT NO: 306-9905190
STATEMENT NO: 19136

Attn: Lynn Swanson

adv. Readon, Jayden, Estate of (police chase)

Billing Category: 18-RLO
Claim #001470-000396-AB-01

			HOURS
02/12/2018	TAD	Receipt and review of complaint. Review report and information from PBSO re: allegations in Complaint. Review case law re: motion to dismiss.	3.70
02/13/2018	TAD	Continue review of case law re: wrongful death claims and damages re: motion in response to complaint. Receipt of correspondence from City re complaint and service on Sohn.	4.40
02/14/2018	TAD	Receipt and review of correspondence from City re: outside counsel. Receipt of correspondence from adjuster re: status. Prepare correspondence to counsel re: information on claim. Review information from PBSO re: investigation for report. Review additional case law re: motion to dismiss. Prepare motion to dismiss with supporting memorandum of law.	5.60
02/15/2018	TAD	Receipt and review of correspondenc from the City re: information on claim and IA status. Review information in complaint re: officer's history.	0.40
02/20/2018	TAD	Revise motion to dismiss to include additional case law. Telephone conference with outside counsel re: defense issues. Prepare correspondence to City re: information needed from BBPD.	1.70
02/22/2018	TAD	Receipt and review of correspondence from adjuster re: status. Revise motion to dismiss re: additional arguments. Prepare correspondence to City re: documentation needed. Prepare correspondence to City re: additional records.	1.80
02/23/2018	TAD	Prepare correspondence to outside counsel re: additional records from City. Receipt of additional records from City re: incident and officer.	0.60
02/26/2018	TAD	Receipt and review of correspondence from City re: supplemental report. Review supplemental report. Prepare correspondence to Sohn counsel re: information on incident from City.	0.60
02/27/2018	TAD	Prepare correspondence to adjuster re: status and receipt of response to	

adv. Readon, Jayden, Estate of (police chase)

		HOURS	
	same.	0.20	
TAD	Receipt and review of claim information for discovery and non-party information.	0.40	
02/28/2018	TAD Prepare correspondence to outside counsel re: information on claim from City. Continue review of records from the City re: police personnel involved. Begin draft of discovery to plaintiffs.	3.20	
	FOR CURRENT SERVICES RENDERED	22.60	4,633.00

RECAPITULATION

<u>TIMEKEEPER</u>	<u>HOURS</u>	<u>HOURLY RATE</u>	<u>TOTAL</u>
TRACEY A. DECARLO	22.60	\$205.00	\$4,633.00

Photocopies	59.15
TOTAL EXPENSES THRU 02/28/2018	59.15
TOTAL CURRENT WORK	4,692.15
BALANCE DUE	<u>\$4,692.15</u>

GOREN, CHEROF, DOODY & EZROL, P.A.
Attorneys at Law
3099 East Commercial Boulevard
Suite 200
Fort Lauderdale, Florida 33308
Telephone (954) 771-4500

CITY OF BOYNTON BEACH
100 East Boynton Beach Boulevard
Boynton Beach FL 33425

Page: 1
03/02/2018
ACCOUNT NO: 306-9905213
STATEMENT NO: 19137

Attn: Lynn Swanson

adv. Coupet, Kenson (parent of child injured)

Billing Category: 18 - RLO
Claim #001470-000405-GB-01

			HOURS	
02/05/2018	TAD	Receipt and review of correspondence from adjuster re: status and review claim information for response to same.	0.20	
02/15/2018	TAD	Prepare correspondence to City re: project records. Prepare correspondence to layne counsel re indemnity demand. Review claim notes re: indemnity demand.	0.80	
		FOR CURRENT SERVICES RENDERED	1.00	205.00
RECAPITULATION				
	<u>TIMEKEEPER</u>		<u>HOURS</u>	<u>HOURLY RATE</u>
	TRACEY A. DECARLO		1.00	\$205.00
				<u>TOTAL</u>
				\$205.00
		TOTAL CURRENT WORK		205.00
		BALANCE DUE		<u>\$205.00</u>

GOREN, CHEROF, DOODY & EZROL, P.A.
Attorneys at Law
3099 East Commercial Boulevard
Suite 200
Fort Lauderdale, Florida 33308
Telephone (954) 771-4500

CITY OF BOYNTON BEACH
100 East Boynton Beach Boulevard
Boynton Beach FL 33425

Page: 1
03/02/2018
ACCOUNT NO: 306-9905216
STATEMENT NO: 19138

Attn: Lynn Swanson

adv. Ryan, Ronald (whistleblower PD)

Billing Category: 18 - RLO
Claim #001470-000410-EP-01

			HOURS
02/01/2018	TAD	Receipt and review of correspondence re: depositions and prepare response to same.	0.20
02/05/2018	TAD	Receipt and review of correspondence from plaintiff re: depositions. Confer with IVR re: deposition issues. Receipt of correspondence from adjuster re: status.	0.30
02/06/2018	IR	Conference with TAD regarding Plaintiff's discovery requests; email to Plaintiff's counsels' paralegal regarding same.	0.20
02/07/2018	TAD	Receipt and review of correspondence re: depositions. Prepare response to Plaintiff re: same. Prepare correspondence to City witnesses re: deposition and pre-deposition conferences. Confer with City re: officers.	0.30
02/08/2018	TAD	Receipt and review of correspondence re: depositions. Prepare correspondence to City re: police officer depositions and information for same. Review pleadings re: trial preparation and additional discovery. Review case law re: jury instructions/trial.	4.70
02/09/2018	TAD	Continue review of case law re: whistleblower claim elements for trial and jury instructions.	4.60
02/12/2018	TAD	Review case law re: additional jury instructions. Begin preparation of jury instructions. Review trial order re: deadlines and prepare correspondence to plaintiff re: depositions and discovery.	2.30
02/13/2018	TAD	Continue preparation of jury instructions re: general instructions and whistleblower claims and required proof with authority for same.	3.30
02/14/2018	TAD	Receipt and review of correspondence from Plaintiff re: trial issues. Prepare correspondence to plaintiff re: Magnanti and Sanders deposition. Review information on line re: plaintiff litigation history.	0.80
02/15/2018	TAD	Review plaintiff's answers to discovery and information on employment	

adv. Ryan, Ronald (whistleblower PD)

			HOURS	
		history for trial exhibit and witness list and depositions. Prepare correspondence to plaintiff re: deposition of plaintiff and receipt of response to same.	4.70	
02/16/2018	TAD	Continue review of discovery responses and plaintiff personnel records for deposition of plaintiff and exhibits for trial. Continue preparation of timeline of events for trial and depositions. Receipt of correspondence from plaintiff re: depositions and prepare response to same.	5.80	
02/19/2018	TAD	Prepare correspondence to City re: additional reports. Revise jury instructions and prepare verdict form. Begin preparation of witness list. Review plaintiff's documents re: deposition of plaintiff and trial. Review radio transmissions re: timeline issues and deposition of plaintiff.	6.50	
02/20/2018	TAD	Review information on plaintiff and witnesses on line. Review complaints and lawsuits. Prepare notice of non-party production and subpoena's and HIPAA forms to Cummings, LaPointe, Trejo, Miller. Prepare subpoena to Lexus, G-Man Jerky and Streetwise Driving School. Continue review of radio transmissions for deposition and trial.	6.30	
02/21/2018	TAD	Confer with City re: timeline of events and additional records. Confer with Chief Snow regarding conversations and communications with Plaintiff re: events. Confer with PD re: additional reports. Review incident report re: additional witnesses for trial. Revise timeline to include additional information from City. Continue review of audio information and statements and prepare outline for depositions.	3.60	
02/23/2018	TAD	Receipt and review of discovery responses and exhibit list and prepare second request for production to plaintiff. Revise City's trial witness and exhibit list. Prepare correspondence to City re: trial lists from plaintiff. Continue review of records from City and preparation for depositions and pre-deposition meetings.	5.40	
02/26/2018	TAD	Prepare correspondence to City re: witness information needed for deposition. Telephone conference with City re: trial issues. Continue preparation for pre-deposition meetings with witnesses.	3.40	
02/27/2018	IR	Receipt and review of Plaintiff's trial witness and trial exhibits lists filed with the Court on February 26, 2018 and conference with TAD regarding same; initial update of trial witness tracking chart to add individuals and other law enforcement who might act as trial witnesses in this matter.	0.50	
02/28/2018	TAD	Prepare correspondence to plaintiff counsel re: deposition of plaintiff.	0.20	
	IR	Online searches for Plaintiff's listed trial witnesses and girlfriend; initial trial preparation.	0.30	
		FOR CURRENT SERVICES RENDERED	53.40	10,867.00

RECAPITULATION

<u>TIMEKEEPER</u>	<u>HOURS</u>	<u>HOURLY RATE</u>	<u>TOTAL</u>
INGRID RIERA	1.00	\$125.00	\$125.00
TRACEY A. DECARLO	52.40	205.00	10,742.00

adv. Ryan, Ronald (whistleblower PD)

Photocopies	64.75
TOTAL EXPENSES THRU 02/28/2018	<u>64.75</u>
TOTAL CURRENT WORK	10,931.75
BALANCE DUE	<u>\$10,931.75</u>

GOREN, CHEROF, DOODY & EZROL, P.A.
Attorneys at Law
3099 East Commercial Boulevard
Suite 200
Fort Lauderdale, Florida 33308
Telephone (954) 771-4500

CITY OF BOYNTON BEACH
100 East Boynton Beach Boulevard
Boynton Beach FL 33425

Page: 1
03/02/2018
ACCOUNT NO: 306-9905237
STATEMENT NO: 19139

Attn: Lynn Swanson

adv. Clemens, Jennifer (Personal Injury)

Billing Category: 18 - RLO
Claim #001470-000417-GB-01

			HOURS	
02/12/2018	IR	Extensive review of Order Re-Setting Jury Trial and Directing Pretrial and Mediation Procedures, entered by the Court 1.22.18, on the court's trial calendar May 28, 2018 through July 20, 2018; prepare trial order Outline with cut-off dates specified; prepared ticklers for each trial cut-off project, with 2 lead up dates; online searches to check Division AI procedures [Palm Beach County judges changed divisions and new judges] and court docket, to confirm trial is on the most recent scheduling docket.	1.50	
02/26/2018	TAD	Receipt and review of stipulation for dismissal. Prepare correspondence to City re: same.	0.30	
02/27/2018	TAD	Receipt and review of order of dismissal from court and prepare correspondence to City re: same.	0.20	
	IR	Receipt, review Order of Dismissal with Prejudice and removed the matter from trial tracking and May 28, 2018 trial calendar.	0.20	
FOR CURRENT SERVICES RENDERED			2.20	315.00

RECAPITULATION

<u>TIMEKEEPER</u>	<u>HOURS</u>	<u>HOURLY RATE</u>	<u>TOTAL</u>
INGRID RIERA	1.70	\$125.00	\$212.50
TRACEY A. DECARLO	0.50	205.00	102.50

TOTAL CURRENT WORK 315.00

BALANCE DUE \$315.00

GOREN, CHEROF, DOODY & EZROL, P.A.
Attorneys at Law
3099 East Commercial Boulevard
Suite 200
Fort Lauderdale, Florida 33308
Telephone (954) 771-4500

CITY OF BOYNTON BEACH
100 East Boynton Beach Boulevard
Boynton Beach FL 33425

Page: 1
03/02/2018
ACCOUNT NO: 306-9905256
STATEMENT NO: 19140

Attn: Lynn Swanson

adv. Basinski, Donna (MVA garbage truck)

Billing Category: 18 - RLO
Claim #001470-000422-AB-02

			HOURS	
02/15/2018	TAD	Receipt and review of correspondence from adjuster re: offer and review of claims. Review offer and medical information. Receipt of correspondence from City re: proposed settlement.	0.40	
02/19/2018	TAD	Receipt and review of correspondence re: settlement. Receipt of correspondence from City re: settlement authority.	<u>0.20</u>	
		FOR CURRENT SERVICES RENDERED	0.60	<u>123.00</u>
RECAPITULATION				
<u>TIMEKEEPER</u>			<u>HOURS</u>	<u>HOURLY RATE</u>
TRACEY A. DECARLO			0.60	\$205.00
				<u>TOTAL</u>
				\$123.00
		TOTAL CURRENT WORK		123.00
		BALANCE DUE		<u>\$123.00</u>

GOREN, CHEROF, DOODY & EZROL, P.A.
Attorneys at Law
3099 East Commercial Boulevard
Suite 200
Fort Lauderdale, Florida 33308
Telephone (954) 771-4500

CITY OF BOYNTON BEACH
100 East Boynton Beach Boulevard
Boynton Beach FL 33425

Page: 1
03/02/2018
ACCOUNT NO: 306-9905277
STATEMENT NO: 19141

Attn: Lynn Swanson

adv. Meyer, Tamara (MVA)

Billing Category: 18 - RLO
Claim #001470-000427-AB-01

			HOURS	
02/27/2018	TAD	Receipt and review of correspondence from adjuster re: video. Review video from claimant. Receipt of revised demand and medical records from claimant.	0.90	
		FOR CURRENT SERVICES RENDERED	0.90	184.50
RECAPITULATION				
	<u>TIMEKEEPER</u>		<u>HOURS</u>	<u>HOURLY RATE</u>
	TRACEY A. DECARLO		0.90	\$205.00
				<u>TOTAL</u>
				\$184.50
		TOTAL CURRENT WORK		184.50
		BALANCE DUE		<u>\$184.50</u>

GOREN, CHEROF, DOODY & EZROL, P.A.
Attorneys at Law
3099 East Commercial Boulevard
Suite 200
Fort Lauderdale, Florida 33308
Telephone (954) 771-4500

CITY OF BOYNTON BEACH
100 East Boynton Beach Boulevard
Boynton Beach FL 33425

Page: 1
03/02/2018
ACCOUNT NO: 306-9905282
STATEMENT NO: 19142

Attn: Lynn Swanson

adv. Garber M.D., Harvey (excessive force)

Billing Category: 18 - RLO
Claim #001470-000429-PP-01

			HOURS	
02/08/2018	TAD	Receipt and review of correspondence from adjuster re: authority and receipt of correspondence from City re: same.	0.20	
		FOR CURRENT SERVICES RENDERED	0.20	41.00
RECAPITULATION				
	<u>TIMEKEEPER</u>		<u>HOURS</u>	<u>HOURLY RATE</u>
	TRACEY A. DECARLO		0.20	\$205.00
				<u>TOTAL</u>
				\$41.00
		TOTAL CURRENT WORK		41.00
		BALANCE DUE		<u>\$41.00</u>

GOREN, CHEROF, DOODY & EZROL, P.A.
Attorneys at Law
3099 East Commercial Boulevard
Suite 200
Fort Lauderdale, Florida 33308
Telephone (954) 771-4500

CITY OF BOYNTON BEACH
100 East Boynton Beach Boulevard
Boynton Beach FL 33425

Page: 1
03/02/2018
ACCOUNT NO: 306-9905288
STATEMENT NO: 19143

Attn: Lynn Swanson

adv. Floering, David & Barbara

Billing Category: 18 RLO
Claim #001470-000422-AB-04

			HOURS	
02/06/2018	TAD	Receipt and review of correspondence re: status and prepare response to same. Review court file re: service issues. FOR CURRENT SERVICES RENDERED	0.60	123.00
RECAPITULATION				
	<u>TIMEKEEPER</u>		<u>HOURS</u>	<u>HOURLY RATE</u>
	TRACEY A. DECARLO		0.60	\$205.00
				<u>TOTAL</u>
				\$123.00
		TOTAL CURRENT WORK		123.00
		BALANCE DUE		<u>\$123.00</u>

GOREN, CHEROF, DOODY & EZROL, P.A.
Attorneys at Law
3099 East Commercial Boulevard
Suite 200
Fort Lauderdale, Florida 33308
Telephone (954) 771-4500

CITY OF BOYNTON BEACH
100 East Boynton Beach Boulevard
Boynton Beach FL 33425

Page: 1
03/02/2018
ACCOUNT NO: 306-9905306
STATEMENT NO: 19144

Attn: Lynn Swanson

adv. Novick, James (MVA Public Works)

Billing Category: 18 - RLO
Claim #

02/08/2018	TAD	Receipt and review of correspondence re: SIR and review of report. FOR CURRENT SERVICES RENDERED	HOURS 0.20 0.20	<u>41.00</u>
RECAPITULATION				
	<u>TIMEKEEPER</u>		<u>HOURS</u>	<u>HOURLY RATE</u>
	TRACEY A. DECARLO		0.20	\$205.00
			<u>TOTAL</u>	<u>\$41.00</u>
		TOTAL CURRENT WORK		41.00
		BALANCE DUE		<u>\$41.00</u>

Risk-Outside Counsel		
Robert C Okon, P.A.		
Harris v City, Martinez		0.00
Lewis, Stroud & Deutsch, PL		
Hill v City		0.00
Harris v City		0.00
		<hr/>
		0.00
Roberts, Reynolds, Bedard & Tuzzio, PLLC-Jan 2018		
Yesnick v City		0.00
Braswell v City		0.00
Boynton Old School v City		412.50
Andrews v Haugh		4,422.00
Hill v City		0.00
Kimsey v City & Brooks		662.50
Harris v City		0.00
Broberg v City		0.00
		<hr/>
		5,497.00
TOTAL Dec 2017 Outside Counsel - Risk		5,497.00

ROBERTS, REYNOLDS, BEDARD & TUZZIO, PLLC

470 Columbia Drive, Suite C-101
West Palm Beach, Florida 33409

Telephone (561)688-6560
Tax ID No. 65-0004867

City of Boynton Beach
Attn: claims@bbfl.us
P.O. Box 310
Boynton Beach, FL 33425-0310

February 22, 2018
Bill No. 40416

CLIENT: City of Boynton Beach
MATTER: Kimsey v. Boynton Beach & Brooks

032
12364

Claim #N/A

BILL FOR FEES AND COSTS THROUGH 01/31/18

PROFESSIONAL SERVICES

Date	Services	Attorney	Hours
01/05/18	Receipt and review of Court's Order Setting Case Management Conference.	DPC	0.10
01/05/18	Receipt and review of Plaintiff's Response to our Request to Produce.	DPC	0.30
01/08/18	Communicate/Other Counsel correspondence to Plaintiff's counsel, Charles Thomas, regarding Plaintiff's sworn Answers to Defendant's Interrogatories.	SAK	0.10
01/17/18	Communicate/In Firm Meeting with partner and associate to analyze, strategize, and determine future discovery needed	KLR	0.20
01/17/18	Communicate/In Firm Meeting with partner and paralegal to analyze, strategize, and determine future discovery needed	SAK	0.20
01/17/18	Communicate/In Firm Meeting with associate and paralegal to analyze, strategize, and determine future discovery needed	DPC	0.20
01/22/18	Draft/Revise the Defendant's Motion to Compel Plaintiff's Sworn Answers to Interrogatories.	SAK	0.60
01/22/18	Draft/Revise correspondence to counsel for the Plaintiff providing a 5-day letter in which to respond to the Motion to Compel Sworn Answers to Interrogatories.	SAK	0.20
01/23/18	Preparation for the deposition of Officer Vincent Brooks, including but not limited to review discovery responses, policies and procedures and accident report.	DPC	0.80
01/23/18	Multiple communications with Officer Vincent Brooks re: advising he recently had a bad auto accident.	DPC	0.10
01/23/18	Review/Analyze of file to determine relevant documents in support of deposition of Officer Vincent Brooks on 1/24/18	KLR	0.60
01/24/18	Attendance at Plaintiff's deposition of Officer Vincent Brooks in our office (no travel time billed).	DPC	2.30

Client: City of Boynton Beach
Matter: 12364 - Kimsey v. Boynton Beach & Brooks

February 22, 2018
Page 2

PROFESSIONAL SERVICES

Date Services Attorney Hours

PROFESSIONAL SERVICES SUMMARY

Code	Name	Hours	Rate	Amount
DPC	Danna P. Clement, Partner	3.80	165.00	627.00
KLR	Kathryn L. Reeves, Paralegal	0.80	80.00	64.00
SAK	Scott A. Kantor, Associate	1.10	140.00	154.00
	Total Professional Services	<u>5.70</u>		<u>\$845.00</u>
SUB TOTAL			\$	845.00
Prepaid Funds Applied				-182.50
Prepaid Funds Remaining: \$0.00				
CURRENT BILL TOTAL AMOUNT DUE			\$	<u><u>662.50</u></u>
Balance Forward:				0.00
Payments & Adjustments:				-0.00
Total Due:			\$	<u><u>662.50</u></u>

Please return this page with remittance

to

Roberts, Reynolds, Bedard & Tuzzio, PLLC
470 Columbia Drive, Suite C-101
West Palm Beach, Florida 33409

Bill Number: 40416
Bill Date: February 22, 2018
Client Code: 032
Client Name: City of Boynton Beach
Matter Code: 12364
Matter Name: Kimsey v. Boynton Beach & Brooks

Total Professional Services	845.00
Total Disbursements	0.00
SUB TOTAL	\$ 845.00
Prepaid Funds Applied	-182.50
Prepaid Funds Remaining: \$0.00	
CURRENT BILL TOTAL AMOUNT DUE	\$ 662.50
Balance Forward:	0.00
Payments & Adjustments:	-0.00
Total Due:	\$ 662.50
Past Due Balance	0.00
TOTAL AMOUNT DUE	\$662.50

ROBERTS, REYNOLDS, BEDARD & TUZZIO, PLLC

470 Columbia Drive, Suite C-101
West Palm Beach, Florida 33409

Telephone (561)688-6560
Tax ID No. 65-0004867

City of Boynton Beach
Attn: claims@bbfl.us
P.O. Box 310
Boynton Beach, FL 33425-0310

February 22, 2018
Bill No. 40415

CLIENT: City of Boynton Beach
MATTER: Andrews v. Haugh et al.

032
12152

Claim # N/A

BILL FOR FEES AND COSTS THROUGH 01/31/18

PROFESSIONAL SERVICES

Date	Services	Attorney	Hours
01/03/18	Draft/Revise correspondence to Kevin Anderson, Esq. re expert discovery responses.	AMP	0.20
01/05/18	Draft/Revise Motion to Compel Plaintiff's Responses to Defendant's Expert Interrogatories and Request to Produce.	AMP	0.40
01/09/18	Draft/Revise 5-day letter to Plaintiff re: Defendant's Motion to Compel Plaintiff to respond to Defendants' Expert Request to Produce and Expert Interrogatories.	AMP	0.30
01/09/18	Draft/Revise correspondence to Kevin Anderson, Esq. re: Defendant's Motion to Compel Responses to Defendants' Expert Discovery Requests.	AMP	0.20
01/15/18	Receipt and review of Correspondence from Kevin Anderson re: hearing on Plaintiff's Motion for Leave to Amend Complaint to Add Punitive Damages.	DPC	0.30
01/15/18	Receipt and review of Plaintiff's Notice of Hearing on Motion for Leave to Amend to Add Punitive Damages.	DPC	0.10
01/15/18	Draft/Revise correspondence to Kevin Anderson, Esq. re: Plaintiff's Motion for Leave to Amend Complaint to add punitive damages.	AMP	0.20
01/16/18	Draft/Revise Proposed Pre-Trial Stipulation.	AMP	0.80
01/17/18	Receipt and review of Notice of Mediation.	DPC	0.10
01/17/18	Preparation of Correspondence to Julie Oldbury re: mediation.	DPC	0.30
01/17/18	Preparation of Notice of Certificate of Authority for Mediation.	DPC	0.10
01/17/18	Receipt and review of Court's Order Setting Special Set Hearing on Plaintiff's Motion for Leave to Add Punitive Damages.	DPC	0.10

PROFESSIONAL SERVICES

Date	Services	Attorney	Hours
01/17/18	Receipt and review of Plaintiff's Answers to Expert Interrogatories.	DPC	0.30
01/17/18	Receipt and review of Plaintiff's Response to Expert Request to Produce.	DPC	0.30
01/17/18	Receipt and review of Plaintiff's Re-Notice of Hearing on Motion for Leave to Amend Complaint to Add Punitive Damages.	DPC	0.10
01/17/18	Communicate/In Firm Meeting with partner and associate to analyze, strategize, and determine future discovery needed to prepare case for upcoming trial.	KLR	0.30
01/17/18	Communicate/In Firm Meeting with partner and paralegal to analyze, strategize, and determine future discovery needed to prepare case for upcoming trial.	AMP	0.30
01/17/18	Communicate/In Firm Meeting with associate and paralegal to analyze, strategize, and determine future discovery needed to prepare case for upcoming trial.	DPC	0.30
01/17/18	Research re: Opposition to Plaintiff's MFL to ad and punitive damages.	SWK	2.10
01/18/18	Draft/Revise updated evaluation.	AMP	4.50
01/18/18	Review/Analyze of update deposition testimony of Brandon Andrews for any new information for possible future discovery	KLR	0.50
01/18/18	Review/Analyze of update deposition testimony of Christopher Andrews for any new information for possible future discovery	KLR	0.60
01/18/18	Review/Analyze of update deposition testimony of Spencer Andrews for any new information for possible future discovery	KLR	0.70
01/18/18	Preparation of Response in Opposition to Motion for Leave.	SWK	3.80
01/19/18	Review/Analyze Correspondence from Progressive Insurance pursuant to our subpoena duces tecum.	DPC	0.20
01/22/18	Receipt and review of Plaintiff's Notice of Trial Conflict.	DPC	0.10
01/22/18	Receipt and review of Plaintiff's Motion for Protective Order on our Request for Trial Exhibits.	DPC	0.30
01/22/18	Draft/Revise Defendants' Motion to Extend the Discovery Deadline to take the depositions of the additional witnesses listed by Plaintiffs.	AMP	1.20
01/23/18	Receipt and review of Plaintiff's Objections to Exhibit List.	DPC	0.30
01/24/18	Draft/Revise Correspondence to mediator/Fred Hazouri summarizing case for mediation on 2/1/18.	DPC	0.70
01/24/18	Review/Analyze of file to summarize pertinent portions of pleading's and other various documents in support of letter to mediator for 2/1/18 mediation.	KLR	1.20
01/25/18	Draft/Revise final draft of Pre-Trial Stipulation.	AMP	0.30

PROFESSIONAL SERVICES

Date	Services	Attorney	Hours
01/25/18	Draft/Revise correspondence to and from Kevin Anderson, Esq. re: Plaintiffs' Objection and Motion for Protective Order to Defendants' Request to Produce Trial Exhibits and Defendants' Motion to Extend the Discovery Cut Off Date.	AMP	0.30
01/26/18	Receipt and review of correspondence from Mr. Anderson re: merged Pretrial Stipulations to submit to the court with exhibit, and witness lists for same.	DPC	0.50
01/29/18	Multiple communications with Julie Oldbury and Terry DeCarlo re: conference to discuss upcoming mediation.	DPC	0.20
01/29/18	Review of file to determine relevant documents in support of telephone call with Julie Oldbury and Tracey DeCarlo on 1/30/18	KLR	0.90
01/30/18	Review/Analyze of Plaintiff's Pre-Trial Stipulation in comparison to Defendant's prepared Pre-Trial Stipulation in preparation for submission to Court per Pre-Trial Order.	AMP	0.30
01/30/18	Review/Analyze of file to determine relevant documents in support of mediation on 2/1/18	KLR	0.40
01/31/18	Preparation for mediation before Fred Hazouri, including but not limited to review of depositions and outline of opening.	DPC	1.60

PROFESSIONAL SERVICES SUMMARY

Code	Name	Hours	Rate	Amount
AMP	Aaron M. Papero, Associate	9.00	140.00	1,260.00
DPC	Danna P. Clement, Partner	5.90	165.00	973.50
KLR	Kathryn L. Reeves, Paralegal	4.60	80.00	368.00
SWK	Stephanie W. Kaufer, Associate	5.90	140.00	826.00
Total Professional Services		25.40		\$3,427.50

DISBURSEMENTS

Date	Description	Amount
01/04/18	Subpoena Fees #LAS-2017018296 RC: Progressive re: Andrews - Legal Advocate Services, Inc.	55.00
01/04/18	Subpoena Fees #LAS-2017018302 RC: Bethesda Memorial re: Andrews - Legal Advocate Services, Inc.	25.00
01/04/18	Subpoena Fees #LAS-2017018301 RC: Bethesda Memorial re: Andrews - Legal Advocate Services, Inc.	25.00
01/04/18	Subpoena Fees #LAS-2017018300 RC: Bethesda Memorial re: Andrews - Legal Advocate Services, Inc.	25.00
01/04/18	Subpoena Fees #LAS-2017018305 RC: Aberdeen Physical re: Andrews - Legal Advocate Services, Inc.	25.00
01/04/18	Subpoena Fees #LAS-2017018297 RC: Kindred Hospital re: Andrews - Legal Advocate Services, Inc.	25.00

Client: City of Boynton Beach
Matter: 12152 - Andrews v. Haugh et al.

February 22, 2018
Page 4

DISBURSEMENTS

Date	Description	Amount
01/04/18	Subpoena Fees #LAS-2017018298 RC: Palm Beach Urgent re: Andrews - Legal Advocate Services, Inc.	25.00
01/04/18	Subpoena Fees #LAS-2017018307 RC: Nachi Oko MD re: Andrews - Legal Advocate Services, Inc.	25.00
01/04/18	Outside Printing #5397 records, re: Andrews - Bethesda Hospital, Inc.	33.75
01/04/18	Outside Printing #1712-000450 copies, re: Andrews - Bethesda Hospital East	75.75
01/23/18	Subpoena Fees #LAS-2017019037 RC: Nachi Oko re: Andrews - Legal Advocate Services, Inc.	25.00
01/23/18	Subpoena Fees #LAS-2017019038 RC: Michael Burke re: Andrews - Legal Advocate Services, Inc.	25.00
01/23/18	Subpoena Fees #LAS-2018000123 RC: Progressive re: Andrews - Legal Advocate Services, Inc.	75.00
01/23/18	Subpoena Fees #LAS-2018000122 RC: Progressive re: Andrews - Legal Advocate Services, Inc.	75.00
01/23/18	Arbitrators/Mediators #114588 mediation re: Andrews - Matrix Mediation, LLC	449.00
	Photocopies thru 01/31/18	6.00
	Total Disbursements	\$994.50

CURRENT BILL TOTAL AMOUNT DUE	\$ 4,422.00
Balance Forward:	1,924.00
Payments & Adjustments:	-1,924.00
Total Due:	\$ 4,422.00

Please return this page with remittance

to

Roberts, Reynolds, Bedard & Tuzzio, PLLC
470 Columbia Drive, Suite C-101
West Palm Beach, Florida 33409

Bill Number: 40415
Bill Date: February 22, 2018
Client Code: 032
Client Name: City of Boynton Beach
Matter Code: 12152
Matter Name: Andrews v. Haugh et al.

Total Professional Services	3,427.50
Total Disbursements	994.50
CURRENT BILL TOTAL AMOUNT DUE	\$ 4,422.00
Balance Forward:	1,924.00
Payments & Adjustments:	-1,924.00
Total Due:	\$ 4,422.00
Past Due Balance	0.00
TOTAL AMOUNT DUE	\$4,422.00

ROBERTS, REYNOLDS, BEDARD & TUZZIO, PLLC

470 Columbia Drive, Suite C-101
West Palm Beach, Florida 33409

Telephone (561)688-6560
Tax ID No. 65-0004867

City of Boynton Beach
Attn: claims@bbfl.us
P.O. Box 310
Boynton Beach, FL 33425-0310

February 16, 2018
Bill No. 9913214

FINAL BILL.

CLIENT: City of Boynton Beach 032
MATTER: Boynton Old School v. Boynton Beach 13214

Claim #N/A
BILL FOR FEES AND COSTS THROUGH 02/13/18

PROFESSIONAL SERVICES

Date	Services	Attorney	Hours
12/07/17	Receipt and review of 4th DCA's executed Opinion affirming State Court's ruling on our Motion to Dismiss.	LHR	0.20
12/07/17	Correspondence to City Risk Manager Julie Oldbury re: 4th DCA's executed Opinion affirming State Court's ruling on our Motion to Dismiss.	LHR	0.20
12/07/17	Preparation of e-mail to City Attorney Mike Cirullo re: 4th DCA's executed Opinion affirming State Court's ruling on our Motion to Dismiss.	LHR	0.20
12/07/17	Receipt and review of email response from City Attorney Mike Cirullo re: acknowledging 4th DCA's Opinion and questions concerning any pending matters before State Court.	LHR	0.20
12/07/17	Preparation of email response to City Attorney Mike Cirullo re: answering his inquiries concerning status of Appellate and State Court cases.	LHR	0.20
12/07/17	Receipt and review of second e-mail from City Attorney Mike Cirullo re: acknowledging status of cases and potential closure of case in near future absent any additional appellate filings by Plaintiff.	LHR	0.20
12/09/17	Receipt and review of news article from Palm Beach Post concerning Appellate Court's ruling on case.	LHR	0.30
12/11/17	Correspondence to City Risk Manager Julie Oldbury re: Palm Beach Post article concerning Appellate Court's ruling on case.	LHR	0.20
01/04/18	Preparation of correspondence to Julie Oldbury re: Court issuance of per curiam affirmed opinion dated December 7, 2017	LHR	0.20

Client: City of Boynton Beach
 Matter: 13214 - Boynton Old School v. Boynton Beach

February 16, 2018
 Page 2

PROFESSIONAL SERVICES

Date	Services	Attorney	Hours
01/04/18	Receipt and review of 4th DCA's Mandate.	LHR	0.20
01/05/18	Correspondence to City Risk Manager Julie Oldbury re: 4th DCA's Mandate.	LHR	0.20
01/12/18	Correspondence to City Risk Manager Julie Oldbury re: advising no further appeal to Florida Supreme Court has been filed by Plaintiff, therefore, able to close file.	LHR	0.20

PROFESSIONAL SERVICES SUMMARY

Code	Name	Hours	Rate	Amount
LHR	Lyman H. Reynolds, Jr., Partner	2.50	165.00	412.50
	Total Professional Services	2.50		\$412.50
CURRENT BILL TOTAL AMOUNT DUE			\$	412.50
Balance Forward:				1,270.50
Payments & Adjustments:				-1,270.50
Total Due:			\$	412.50

Please return this page with remittance

to

Roberts, Reynolds, Bedard & Tuzzio, PLLC
470 Columbia Drive, Suite C-101
West Palm Beach, Florida 33409

Bill Number: 9913214
Bill Date: February 16, 2018
Client Code: 032
Client Name: City of Boynton Beach
Matter Code: 13214
Matter Name: Boynton Old School v. Boynton Beach

Total Professional Services	412.50
Total Disbursements	0.00
CURRENT BILL TOTAL AMOUNT DUE	\$ 412.50
Balance Forward:	1,270.50
Payments & Adjustments:	-1,270.50
Total Due:	\$ 412.50
Past Due Balance	0.00
TOTAL AMOUNT DUE	\$412.50



CITY OF BOYNTON BEACH AGENDA ITEM REQUEST FORM

COMMISSION MEETING DATE: 3/20/2018

REQUESTED ACTION BY COMMISSION:

Approve the minutes from the Regular City Commission meeting held on March 6, 2018

EXPLANATION OF REQUEST:

The City Commission met on March 6, 2018 and minutes were prepared from the notes taken at the meetings. The Florida Statutes provide that minutes of all Commission meetings be prepared, approved and maintained in the records of the City of Boynton Beach.

HOW WILL THIS AFFECT CITY PROGRAMS OR SERVICES? A record of the actions taken by the City Commission will be maintained as a permanent record.

FISCAL IMPACT: Non-budgeted N/A

ALTERNATIVES: Do not approve the minutes

STRATEGIC PLAN: Building Wealth in the Community

STRATEGIC PLAN APPLICATION:

CLIMATE ACTION: No

CLIMATE ACTION DISCUSSION:

Is this a grant? No

Grant Amount:

ATTACHMENTS:

Type	Description
<input type="checkbox"/> Minutes	Minutes 03-06-18

**MINUTES OF THE REGULAR CITY COMMISSION MEETING HELD ON TUESDAY
MARCH 6, 2018, AT 6:30 P.M. IN COMMISSION CHAMBERS, CITY HALL
100 E. BOYNTON BEACH BOULEVARD, BOYNTON BEACH, FLORIDA**

PRESENT:

Steven B. Grant, Mayor
Justin Katz, Vice Mayor
Mack McCray, Commissioner
Christina Romelus, Commissioner
Joe Casello, Commissioner

Tim Howard, Assistant City Manager
Jim Cherof, City Attorney
Judith A. Pyle, City Clerk

1. OPENINGS

A. Call to Order - Mayor Steven B. Grant

Chair Grant called the meeting to order at 6:31 p.m.

Invocation

Reverend Bernard Wright gave the invocation

Pledge of Allegiance to the Flag led by Mayor Grant

Roll Call

City Clerk Pyle called the roll. A quorum was present.

Agenda Approval:

1. Additions, Deletions, Corrections
2. Adoption

Motion

Commissioner McCray moved to approve. Vice Mayor Katz seconded the motion.

Vote

The motion unanimously passed.

2. OTHER

A. Informational items by Members of the City Commission

Vice Mayor Katz attended the Quantum Park Property Owners Association Meeting. He stated the City owns lands in Quantum Park. Informed the Commission there are 4 new board members elected to the Quantum Park Property Owners Association.

Commissioner McCray attended the work fair at the Carolyn Sims Center. Attended a meeting held by Dr. Debra Robinson to elect a new superintendent for Palm Beach County School Board. Thanked Minister Wright for the Robert E. Wells Love Fest; he was very proud of what was accomplished.

Commissioner Romelus met with Neil Schiller of P3GM regarding a bike share program. She met with Douglas MacDonald of Quantum Park Home Owners Association, attended the Palm Beach County School Board meeting regarding hiring a new Superintendent. Also attended a great festivity for the dedication of a scoreboard at the Ezell Hester Center. This dedication was done by Bill Tome, a retired Police Officer in the City. Mr. Tome has given back so much to the community. She thanked the students and the parents for their continued participation.

Commissioner Casello attended the Palm Beach County School Board meeting at the Carolyn Sims Center regarding the search for the new Superintendent.

Mayor Grant, attended a welcoming grand celebration of a new cruise ship in Palm Beach County on February 21. The County will be having a daily cruise ship departures. Mayor Grant stated he took his first trip on the Brightline train to Ft. Lauderdale to attend a meeting with the Ft. Lauderdale CRA. February, 22nd, attended the Education and Youth Advisory Board meeting. February, 23rd, spoke at Boynton Beach Community High School regarding their rally. February, 24th, attended Coffee with a Cop. February, 25th, attended Lake Worth Paint Festival. February, 26, attended the South Central Regional Water Treatment Board with Vice Mayor Katz and Commissioner Romelus. February, 27th, took tour of Palm Beach County Library. He also attended the Palm Beach County School Board event at the Carolyn Sims Center; attended the League of Cities event and was given the opportunity to be assigned to the Criminal Reentry Taskforce. March 1st, attended the East Boynton Beach little league fields to survey the damage from the hurricane. He spoke with Jeffery Livergood, who stated the City should be receiving the netting and canopy very soon. Also, attended the scoreboard Celebration at Ezell Hester Center. March 2nd, attended the Fire Department employee awards, attended the CRA Movies in the Park, and attended the East Boynton Beach little league. March 6th, attended the Business Development Bureau to learn more about exporting medical devices to China, Mayor Grant indicated this resource could be used by businesses within Boynton Beach.

Commissioner McCray wanted to thank those who are in the trenches. He indicated there were cracks in the sidewalks and trees overhanging. He stated all of this has been taken care of.

Mayor Grant indicated he asked the General Counsel for the Department of State if he could use his campaign funds as the Mayor or as a candidate for Mayor to visit Haiti, which is Boynton Beach Sister City. Indicated once he has a reply he would update the Commission.

3. ANNOUNCEMENTS, COMMUNITY & SPECIAL EVENTS & PRESENTATIONS

- A. Recreation & Parks Director Wally Majors will present a plaque to Kevin Ramsey and Gail Mootz as a token of appreciation for volunteering their time and labor to build Magic Wheelchairs. Will also present the "Barrier Free" Award to Carly Merkle, who has completed 43 5k, including our most recent Barrier Free 5K Run, Walk or Roll.

Wally Majors, Recreation and Parks Director, explained this past February the City organized the Magic Wheels and Deals and the 5K event to raise funds for the future improvement of the City parks, but also raise awareness regarding physical and emotional barriers. Mr. Majors would like to honor Carly Merkle. He stated Carly Merkle has completed 43 5K. He continued to say when witnessing her determination and perseverance there are no barriers. He would like to also honor, Valeri Mathew with Caps of Love. CAPS of love refurbish old wheel chairs.

Mr. Majors stated the spirit of the magic wheel chair could not be accomplished without a magic wheel chair. The City was very lucky to have two very special people in Kevin Ramsey and Gail Mootz; these two built the magic wheel chair. Thanked Kevin and Gail and showed a video of the work in progress.

Commissioner McCrary stated he was impress to the young lady which did the 43 5ks.

- B. The Mayor to present South Tech Academy C.O.R.E. Transition Program Student Interns, Dakota Tollefson and John Mesa, with a Certificate of Recognition for their internship completion and a summary of the internship provided by ADA & Grants Coordinator, Debbie Majors.

Debbie Majors, ADA and Grants Coordinator, stated since January 2018, South Tech Academy had students come to City Hall to see what opportunities are available. Partnerships between the City of Boynton Beach and organizations serving individuals with disabilities is important to educate staff and remove stigmas and provide opportunities for individual to try new things and take steps towards greater independence. The C.O.R.E. was created to give students the insight into how technology was used throughout the City to provide services to the public. Several departments had the opportunity to provide the students with an orientation and valuable experiences. Wanted to thank Theresa Thomas with the C.O.R.E program at South Tech Academy.

- C. Announce that the City of Boynton Beach achieved "SolSmart Gold" designation for advancing solar energy growth by Rebecca Harvey, Sustainability Coordinator.

Rebecca Harvey, Sustainability Coordinator, was very proud to announce the City of Boynton Beach was awarded the designation of a SolSmart Gold Community. The U.S. Department of Energy funded a program which provides technical assistance and recognition to communities in making it faster and easier for residents and businesses to install solar energy. The program focuses on reducing the soft cost of solar, which refers to administrative processes which can increase time and money to going solar. The benefits include increase return on investments for solar customer, time and money savings to the City through developing more efficient processes. The City of Boynton Beach has taken several steps to earn this highest designation of SolSmart Gold. The City has streamlined the solar permitting process. Nationwide the City of Boynton Beach was joining more than 180 cities, counties and towns in Florida. The City of Boynton Beach is only one of five cities to receive this designation

- D. Announcement of the upcoming Community Fitness Day event by Mary DeGraffenreidt, Events and Program Manager.

Mary DeGraffenreidt, Events and Program Manager, stated the City of Boynton Beach will be hosting a Community Fitness Day on Ocean Avenue, March 10, 2018, from 10:00 am -1:00pm. There will be more than 25 fitness, health, wellness vendors and activities available for all ages. This event is geared toward addressing the importance of exercising, eating healthy and learning how to maintain a healthy lifestyle. She continued to say bring your bike to participate in a route led by Boynton Beach Police Department as well as your sneakers for the hunger walk being sponsored by the Community Caring Center. All minutes accumulated during the Community Fitness event would county towards Let's Move Boynton.

- E. Announce the Boynton Beach CRA 4th Annual Blarney Bash will be held on Saturday, March 17, 2018 from 4:00PM to 9:00PM on East Ocean Blvd between Seacrest Blvd and NE 1st Street. Postcards are available in the back of the Chambers.

Mayor Grant announced the Boynton Beach Annual Blarney Bash.

Mercedes Coppin, CRA Special Events Coordinator, the 4th Annual Blarney Bash will be held on Saturday, March 17, 2018 from 4:00 to 9:00 PM along East Ocean Blvd between Seacrest Blvd and NE 1st Street. This was a festive event. This event was for attendees of all ages. There will be live music, Cocktails & Craft Beer, Food Court, Iris Step Dancers, and Shamrock Costume Contest for both adults and children. There will be free parking for all.

- F. Announce Special Meeting of the City Commission and CRA on Tuesday, March 13, 2018 at 4:00 pm in the Library Program Room to discuss Town Square Project. Staff will present the final project budget/costs/schedule, etc. and anticipates having contract documents ready for the City Commission's review and approval.

Mayor Grant announced a Special Meeting of the City Commission and the CRA on March 13, 2018 at 4:00 pm in the Library Program Room.

- G. Proclaim the month of March as National Women's History Month. Members of the National Coalition of Black Women will be present to accept the proclamation.

Mayor Grant read the Proclamation for the National Women's History Month. Members of the National Coalition of Black Women were there to accept the proclamation.

Rhonda Williams-Turner, President of the South Palm Beach Chapter, wanted to thank the Commission for this opportunity to come forward for the proclamation.

4. PUBLIC AUDIENCE

INDIVIDUAL SPEAKERS WILL BE LIMITED TO 3 MINUTE PRESENTATIONS (at the discretion of the Chair, this 3 minute allowance may need to be adjusted depending on the level of business coming before the City Commission)

Mayor Grant opened public audience.

Susan Oyer, 140 SE 27 Way, wished the Mayor a Happy Birthday. Pointed out it was 45 degrees in Greenland; Greenland lost a piece of ice the size of New Hampshire. Stated this generation could be the last to see the polar bears.

Rev. Bernard Wright, CEO of the Bernard Wright Ministries, Robert E. Wells Foundation, 713 NW 2 Street, thanked the Mayor, Deputy Chief Latosha Clemons and all those concerned. Presented a petition, which was given to the Clerk. Reverend Wright read the petition into the record (see attached). Reverend Wright stated the residents needed some place to go. He speaks for the people. Thanked the Commission for listening.

Todd Wolters 815 West Boynton Beach Boulevard, spoke about turning Oceanfront Beach Park into a dog friendly beach. As someone who grew up with dogs and loves dogs, he does not think this beach was the best choice. Ocean Front Park was one of the cleanest, nicest beaches in Boynton Beach. He stated once the dogs are allowed on the beach, the citizens needed to watch where they are stepping. He inquired if there was going to be was there going to be any type of leash law. Again he stated

Oceanfront Park was not a suitable place to have a dog park. Asked if there would be any type of breed restrictions.

Scott Riebman 407 NE 1st Street, heard there would be an update of the sign ordinance. Indicated he stands on the corner of East Ocean, and this was supplemental income for him. Stated if this passes he will lose his income. The people who are working as sign holders are on the lower economic spectrum.

Timothy McTigue, 130 NE 4 Avenue, would like to know where the Commission gets their jurisdiction to pass any laws. Mr. McTigue requested a copy of the jurisdiction.

Attorney Cherof responded the jurisdiction was through the City Charter, which could be found online on the City of Boynton Beach website, there is a link to the Charter.

Mr. McTigue stated he was an American Citizen, not a United States Citizen.

Mayor Grant seeing no one else coming forward closed Public Audience.

5. ADMINISTRATIVE

- A. Appoint eligible members of the community to serve in vacant positions on City advisory boards.

The following Regular (Reg) and Alternate (Alt) Student (Stu) and Nonvoting Stu (N/V Stu) openings exist:

Arts Commission: 1 Reg and 2 Alts
Building Board of Adjustments & Appeals: 2 Regs and 1 Alts
Employee Pension Board: 1 Regs
Historic Resource Preservation Board: 1 Reg
Senior Advisory Bd: 2 Alts

Mayor Grant announced there were no applicants for the Arts Commission, Building Board of Adjustments & Appeals, Employee Pension Board, Historic Resource Preservation Board, or Senior Advisory Bd.

6. Consent Agenda

Matters in this section of the Agenda are proposed and recommended by the City Manager for "Consent Agenda" approval of the action indicated in each item, with all of the accompanying material to become a part of the Public Record and subject to staff comments

Commissioner Casello pulled item 6 F for discussion.

Mayor Grant pulled item 6-C for discussion.

- A. **PROPOSED RESOLUTION NO. R18-0035** - Assess the cost of nuisance abatement on properties within the City of Boynton Beach..
- B. **PROPOSED RESOLUTION NO. R18-036** – Approve renewals of Bid No. 0-1710-13/JMA with Commercial Risk Management and Gallagher-Bassett for Third Party Administration Services for Workers Compensation claims and Adjuster Services for Property and Casualty claims. The total estimated annual expenditures are \$68,000. The renewal period begins January 1, 2018 and terminates one year from that date. Amend the FY 2017-2018 budget which will adjust budgeted appropriations and revenue sources and provide spending authority for prior year Capital Improvement Projects (CIP) Purchase Orders and approved projects that need to be rolled into the current fiscal year.
- C. **PROPOSED RESOLUTION NO. R18-037** - Authorize the City Manager to sign Letters of Intent (LOI) for three temporary lease spaces to allow staff to negotiate a final lease which will be brought back to the City Commission for review and approval.

Mayor Grant indicated he was able to review the letters of intent for the temporary lease spaces. He stated this was if the buildings would be torn down before the police station and the new City Hall was built.

Colin Groff, Assistant City Manager, indicated these were proposals to begin negotiations with the three properties for the space to lease for the Library, Police Department and City Hall. If the City moves forward with the project the City would begin demolition of the Library, Police Department and City Hall all at the same time. The City would need a temporary place for employees.

Mayor Grant indicated he would like to have a cost analyst; paying rent verses not paying rent. Mayor Grant asked if there were some unforeseen instances when building the Police or the Library, the City may have additional rent because of delay. He was unsure the year these buildings were constructed; maybe in the 50's or 60's and there may be some unforeseen issues once the buildings are destroyed. The City may have additional costs because of delay.

Mr. Groff indicated the buildings are not quite that old, but close.

Mayor Grant stated the City did not know what we will be digging up. We may see another year of extra rent. Inquired as to how much rent will be paid, what was the best scenario versus waiting until the new City hall was built. He wanted best or worst case scenario. If the police or the library is not torn down the City can wait for both of those places.

Mr. Groff responded this information will be provided.

Mayor Grant stated a lot of people have lived in Boynton Beach for a long time. When the City tears down everything, the people will be very upset. The Commission needs to make the best decision in tearing down City Hall.

Mr. Groff indicated the information requested will be given to the Commission.

Commissioner McCray needed additional clarification. Stated this project should not cost the City any funds according to his discussion with Tim Howard, Assistant City Manager.

Mr. Groff replied what was being done tonight was approving letters of intent, this does not cost anything. This allows the City to negotiate the lease agreements. This information has to come back to the City Commission. There was no commitment on the City. Staff needs permission to get the information from the property owners.

Commissioner McCray stated there was no commitment until the City gets ready to move into the temporary building, at which time the City would need to pay rent on the leased space.

Motion

Commissioner McCray moved to approve. Commissioner Casello seconded the motion.

Vote

The motion unanimously passed.

- D. Accept first quarter report on operations of the Schoolhouse Children's Museum an Learning Center for FY 17/18.
- E. Approval funding in the amount not too exceed \$10,000 for a Commercial Interior Build-Out Grant and an amount not too exceed \$12,000 for a Commercial Rent Reimbursement Grant to Soleil Early Learning Academy, LLC., 2702 SW 8th Street, Boynton Beach, FL 33435.
- F. Approve the rankings as recommended by the Selection Committees and authorize staff to conduct negotiations with the recommended top ranked proposers in each of the five (5) Scope Categories, to establish contracts in accordance with Request for Qualifications (RFQ) No. 046-2821-17/TP for General Consulting Services and as per Florida Statute 287.055, otherwise known as the Consultants' Competitive Negotiation Act (CCNA). At completion of negotiations, contracts will be brought back to the Commission for approval.

Commissioner Casello stated these RFP's were sent out for general Consulting Services, the infrastructure improvement and evaluation. There were two companies tied. Since the City has done a lot of work with CDM Smith, he would like to add them as third vendor.

Mayor Grant indicated when we agree, staff has begun negotiations; he would like to hear from the engineering consulting firms. He believed they were in a cone of silence. Tim Howard, Assistant City Manager replied until the Commission takes action on the item there was still a cone of silence.

Mayor Grant said the cone of silence will be done after the Commission has made a decision regarding this item.

Mr. Howard indicated if the Commission approved what was in front of the Commission; staff will begin negotiations for the contracts which will be brought back to the Commission for a final vote.

Mayor Grant stated he reviewed the scope of work and there are many items in the scope of work. He asked if the City was getting the best price for the project.

Mr. Howard gave some background information on the process. He indicated when the RFQ went out there were the general consulting services were separated into five scope categories: Scope A, Water Plant Modifications, Capacity and Operation Evaluation, which received 8 proposals; Scope B, Infrastructure Improvements and Evaluations, received 28 proposals; Scope C, Ancillary Studies and Services, received 10 proposals; Scope D, Transportation Services, received 8 proposals; Scope E, Architectural and Landscape Design Services, received 11 proposals. Mr. Howard said per the RFQ, a minimum of two (2) and a maximum of three (3) firms were selected for approval. The contracts would be utilized on a rotational basis. The Committee chose 3 in Scope A, 2 in Scope B, 2 in Scope C, 2 in Scope D, and 3 in scope E. Commissioner Casello mentioned CDM Smith, that this review committee recommended two contractors. Mr. Howard indicated the Commission could add contractors to the group. Based on the vendors which were interviewed, the Commission has the ability to not accept the ranking, or they can request oral presentations. He would not recommend using only one scope of work.

Mayor Grant inquired about the new ranking for CDM Smith for scope B as part of the three, if this was allowed.

Mr. Howard suggested if the Commission is going to add CDM Smith to scope B, the Commission may want to consider adding AECOM since they were tied.

Mayor Grant said the issue was the RFQ has a maximum of 3.

Mr. Howard stated it was within the Commission rights to make those changes.

Mayor Grant asked what the difference between having 3 Engineering Firms versus 2 Engineering Firms for the other scopes where 2 firms were selected instead of 3.

Mr. Groff indicated on scope B, which was pipe work, which has the majority of work being done by Utilities having four consultants was helpful. The reason it was not recommended was because the RFQ stated we could only go to 3. From the Utility standpoint they are fine to have 4 contracts.

Mayor Grant said regarding scope C does it make a difference having a 3rd engineering firm.

Mr. Groff indicated they did not have a tie. There was a maximum number set at 3. The City rotates so that all firms receive a portion of the work.

Commissioner Casello asked what the disadvantage of having more engineering firms. He indicated this would be better for the City.

Mr. Groff replied it depends on the category; some of the categories do not have a lot of work. The more engineering firms which are contracted the less amount of work to be divided. In category B there are more than two projects. In category C was ancillary study; those are studies the City performs. The Committee made recommendations. We do not want too many because no one get works. It can make it difficult to manage when there are too many firms.

Commissioner McCray asked if CDM Smith was on the rotating schedule before.

Colin Groff replied CDM Smith was not on the rotation schedule previously. This was General Services only up to a maximum amount of money.

Commissioner McCray indicated he was in favor of adding three or four in the sections which are needed. For those which do not have three make sure they have three. Staff did the ranking but the Commission is the policy makers.

Mayor Grant stated based upon Commissioner McCray's Motion, the Commission would add CDM Smith and AECOM Technically Services to scope B, and 3 contractors for all scopes which include those which do not currently have a 3rd ranking.

Commission Casello stated he would like to recall his motion and refer to Commissioner McCray's motion.

Motion

Commissioner McCray moved to approve. Commissioner Casello seconded the motion.

Vote

The motion unanimously passed.

- G. Approve the minutes from the Regular City Commission meeting held on February 20, 2018

Mayor Grant asked for a motion to approve Consent Agenda item.

Motion

Commissioner McCray moved to approve the Consent Agenda as amended. Commissioner Casello seconded the motion.

Vote

The motion unanimously passed.

7. BIDS AND PURCHASES OVER \$100,000

- A. Approve the purchase of new and replacement vehicles as approved in the FY2017/2018 budget in the estimated amount of \$1,541,289.42 by utilizing the following contracts: Florida Sheriff's Association Contract #FSA17-VEH15.0, FSA17-VEL25.0 & FSA16-VEF12.0, National Joint Power Alliance Contract #031014-TMP and three bids for a Police vehicle.

Mayor Grant asked if it was possible to use an electric vehicle for any of these replacement vehicles. Mayor Grant requested a cost analyst for the electric vehicles.

Jeffery Livergood, Directory of Public Works and Engineering, stated the cost analysis has not been done.

Mayor Grant asked for a motion.

Motion

Commissioner Casello moved to approve. Commissioner McCray seconded the motion.

Vote

The motion unanimously passed.

- B. Approve the third and final one-year renewal for the “Annual Supply of Sodium Hydroxide (Liquid Caustic Soda) Bid No. No. 025-2821-15/JMA to Brenntag Mid-South, Inc. of Orlando, Florida with an increase of \$89.10 per dry ton, for a revised price of \$632.10 per dry ton. This product will be ordered on an as needed basis for an estimated annual expenditure of \$120,000.

Mayor Grant asked for a motion.

Motion

Commissioner McCray moved to approve. Commissioner Romelus seconded the motion.

Vote

The motion unanimously passed.

8. PUBLIC HEARING

7 P.M. OR AS SOON THEREAFTER AS THE AGENDA PERMITS

The City Commission will conduct these public hearings in its dual capacity as Local Planning Agency and City Commission.

- A. **PROPOSED ORDINANCE NO. 18-001 - SECOND READING** - Approve MLK South Rezoning (REZN 18-003) from MU-L2 (Mixed Use–Low Intensity 2 District) to MU-2 (Mixed Use 2 District) to complete implementation of the CRA Community Redevelopment Plan’s recommendation for the subject 2.97 acre area. Applicant: City-initiated.

Attorney Cherof read the Proposed Ordinance No. 18-001 into the meeting.

Attorney Cherof swore all who wish to speak.

Hanna Matras, Senior Planner, indicated this was a City initiated zoning. Advised the subject area, provisionally referred to as MLK South, consists of seventeen parcels, ten of which are owned by Boynton Beach CRA. The remaining seven parcels are privately owned. The site has been given a zoning of Mixed Use Medium. The CRA

Plan recommended major changes to the City's future land use and zoning structure. The "new" FLU structure is now reflected in the amended FLU map, with the subject property classified MXM, Mixed Use Medium. It has two corresponding zoning designations. Staff recommends MU-2 have a maximum density of 40 dwelling units/acre. The subject property's current MU-L2 zoning with a maximum density of 30 dwelling units per acre is part of the "old" structure and has been phased out.

Commissioner Casello Inquired if the owners of the properties have been notified.

Ms. Matras responded the owners have been notified and no responses have been received.

Mayor Grant asked for a motion.

Motion

Commissioner Romelus moved to approve. Commissioner McCray seconded the motion.

City Clerk Pyle called the roll.

Vote

5-0

- B. PROPOSED ORDINANCE NO. 18-002 - SECOND READING** - Approve Neelam (fka Schnars) Business Center Rezoning (REZN 18-004) from MU-L (Mixed Use Low District) to MU-1 (Mixed Use 1 District) to complete implementation of the CRA Community Redevelopment Plan's recommendation for the subject 0.52 acre property. Applicant: City-initiated.

Mayor Grant asked for a motion.

Attorney Cherof read Proposed Ordinance No. 18-002 by title only, on second reading.

Attorney Cherof swore in those who wished to speak.

Hanna Matras, Senior Planner, related the subject property, provisionally referred to as Neelam Business Center, consists of two parcels in the Federal Highway District North as designated by the 2016 CRA Community Redevelopment Plan. The property was approved for an office/retail project in 2005. The site plan has since expired and the site is currently vacant.

Mixed Use Low District has been outdated. The MXL classification allows for a maximum density of 20 dwelling units/acre and has only one corresponding zoning designation, MU-1. Therefore, MU-1 is the only designation that is consistent with the recommendation of the CRA Plan. Note that Mixed Use Low, the property's current zoning designation, permits a significantly higher maximum density of 40 du/acre. However, this designation has effectively been defunct since the 2004 code amendments.

Mayor Grant inquired if the City knew the name of the Owners of the property.

Ms. Matras responded the owners name was AALLC.

Mayor Grant inquired if this company owns any businesses in Boynton Beach.

Commissioner Casello asked the size of the property. Ms. Matras replied the parcel was more than a half of an acre, 0.52 acre.

Motion

Commissioner McCray moved to approve. Commissioner Casello seconded the motion.

City Clerk Pyle called the roll.

Vote

5-0

9. CITY MANAGER'S REPORT - None

10. UNFINISHED BUSINESS

- A. **PROPOSED RESOLUTION NO. R18-038** - Commission to consider a land sale agreement to Leisureville for land parcel adjacent to Palm Beach Leisureville.

Attorney Cherof, stated in the agenda package there was a sale and purchase agreement with Leisureville based on the discussion the Commission had at the last Commission meeting. Attorney Cherof indicated in section 7-A, there was a reference to a special Warranty Deed which has language which states the property must be used as a traditional park and ultimately for revision of ownership to the City if the owner does not conduct it in that fashion. Attorney Cherof indicated the City needed to decide how long the restriction is to remain on the property. It was up to the City to decide about the time period.

Commissioner Casello stated he spoke with Shirley Casa of Leisureville and she indicated the agreement had just been received by the Association. The Association will review with their attorney.

Mayor Grant said if Leisureville was asking to table the resolution.

Commissioner Casello said not to table, but to provide an update with the purchase and sales agreement.

Attorney Cherof indicated that would be an alternate to allow time for review of the contract and give the City an opportunity to review the language of the proposed document.

Motion

Commissioner McCray moved to table the item to the next meeting, March 20, 2018. Commissioner Romelus seconded the motion.

Vote

The motion unanimously passed.

B. PROPOSED RESOLUTION R18-039 - Approve Resolution supporting firearm regulation.

Commissioner Casello stated at the last meeting he directed staff to put a resolution together regarding gun control. Stated as a municipality they are preempted by the State into making a law or an ordinance on gun control. Legal looked at other municipalities and has prepared a resolution for the City of Boynton Beach.

Commissioner McCray noted since this resolution was approved; the City cannot preempt the State law. Stated the City was only supporting gun laws controls.

Mayor Grant asked the City Attorney if having a resolution violated any Florida Statutes. The City of Boynton Beach was not implementing any regulations.

Attorney Cherof responded the City of Boynton Beach was not in violation of any Florida Statutes. He stated this resolution does not place the City at any risk; the Commission was expressing their collective intent.

Mayor Grant indicated he was concerned with the language of the document.

Commissioner McCray asked if the government "failed".

Commissioner Casello stated he believed the government had “failed”; he wanted to keep the language.

Commissioner Romelus suggested to keep the “continue to fail and implement”.

Mayor Grant stated the resolution will keep “continue to fail to act to implement” into the resolution.

Motion

Commissioner McCray moved to approve. Commissioner Casello seconded the motion.

Vote

The motion unanimously passed

11. NEW BUSINESS

- A. **PROPOSED RESOLUTION NO. R18-040** - A resolution of the City of Boynton Beach supporting the creation of a Community Redevelopment Agency (CRA) in the Village of Palm Springs, FL.

Tim Howard, Assistant City Manager stated the City has received a request from the Village Manager of Palm Springs requesting a Resolution/Letter of support for the Village's request to establish a CRA within their community.

Commissioner McCray thanked Mr. Howard for the clarification. He was in support of providing a letter.

Motion

Commissioner McCray moved to approve. Commissioner Casello seconded the motion.

Vote

The motion passed unanimously.

- B. Receive update on sign ordinance as it relates to people holding signs in public rights of ways

Mayor Grant asked what is considered a public right-of- away.

Andrew Mack, Director of Development, stated a public right of way was property owned by a City, State or Federal government.

Mayor Grant indicated if he steps one foot back from the sidewalk would he still be on a public right- of- way. Mr. Mack stated you could be on private property, it depends on different circumstances.

Mr. Mack stated staff was directed to review the current Sign Code ordinance and make a recommendation on whether the City could enforce people holding signs in the right of way. Staff performed an evaluation and determined there was language in the code as written which regulates off premise signs, that was what was being presented.

Mayor Grant stated citizens are using this as a livelihood. His concern was not necessarily if someone steps on private property, how will the City enforce this. Will the City arrest them; will the City require them to have a letter from private property owners?

Mayor Grant asked who would enforce this action. Mr. Mack stated the enforcement action would be a curtesy notice; this would be through the Community Standards Division. They would follow up with a notice of violation and hearing, if compliance was not met, then the City could issue a notice to appear which would be issued by a police officer. He continued to say as far as being on private property; the City does have an off premise sign code. There was specific language which would regulate different types of signs. If it was an allowed sign the business needs to come in and get a permit.

Mayor Grant stated no one should be on a public right-of- way because the City does not have a permit process. Mr. Mack responded you cannot have a sign that was advertising a business, because it was an off premise sign, they are prohibited in the current code.

Mayor Grant asked if the person was on private property are they still prohibited by the City Code. Mr. Mack responded by saying they are not prohibited because it was not an off premise sign, but there are specific signs that are allowed by Code. If the sign does not fall within certain criteria, the business owner would need to get a permit to have an allowable sign.

Mayor Grant asked if they are allowed to hold signs on private property. If someone holds a sign on their property is that allowed. Mr. Mack stated no, because it was not an approved sign. Currently there are several approved signs.

Mayor Grant said every sign in Boynton Beach should be permitted. Mr. Mack responded that was correct.

Mr. Mack stated some typical signs would be a sign mounted on a cabinet, wall mounted signs, and some signs were grandfathered in. There are some signs which are exempts, such as real estate signs, political, yard signs for residence. He stated currently no sign holding was allowed.

Mayor Grant said based upon the City ordinance, no sign holding in Boynton Beach was allowed.

Commissioner McCray asked if there have been some complaints from any property owners. Mr. Mack replied the City has received complaints in the past regarding people in the right-of-way.

Commissioner McCray asked was this from the owner of the property or people passing by. Mr. Mack indicated usually the complaints were from people in the right away, adjacent owners, or someone in a vehicle who had their vehicle obstructed.

Commissioner Casello stated he did not see this as a problem. He indicated he has seen this as a way of life for these sign holders. Commissioner Casello asked how many people have called to complain. Mr. Mack stated he did not have the statistics on the complaints. He indicated the City has less than five.

Commissioner Casello indicated he believes there was a larger issue with signs which say mattress sale on the median and walkways. He said the gentlemen which spoke before; this was his livelihood to hold the sign. Commissioner Casello asked how the City enforces sign holders. The City does not have the personnel to chase sign holders. He said this was an inconvenience, but he does not see this as a safety or public health issue.

Mayor Grant stated he was in the area near CarMax, there was a person screaming, which was very distracting to him. Currently sign holding was not allowed in our City. We can enforce it, but have chosen not to enforce it. He wanted to know if the Commissioner wanted to make this more like the Feather Banner. Some sort of permitting requirements. The business owners need to apply for a permit. The Feather Banners leave at night. He would like to see some type of permitting requirements, such as permission of the adjacent property owners, and certain hours

Commissioner McCray stated the sign holders leave at night as well. The sign holders are not 24 hours a day.

Commissioner Romelus said as a government entity their job was not to overregulate or over permit business owners. She wanted to encourage businesses to operate within the City of Boynton Beach. She suggested asking the business owners to make sure the marketing professionals are not blocking the right -of- way.

Commissioner Casello stated sign holding was not allowed. He suggested the City should take this on a case-by-case basis.

Mayor Grant stated if there are complaints then the City would get involved. This was to be handled on a case-by-case basis.

12. LEGAL – None

13. FUTURE AGENDA ITEMS

- A. Staff to review PBC Ordinance on Panhandlers - **TBD**
- B. Commission to discuss vice mayor selection - **March 20, 2018**
- C. Result of Textile Recycling RFP and recommendation - **March 20, 2018**
- D. Members of the Commission has requested to review and discuss the Public Arts Ordinance - **March 20, 2018**
- E. Staff to bring information concerning the following land parcels for the Commission to review - **TBD**
 - Nichols Property
 - Rolling Green
 - Girl Scout Park
- F. Vice-Mayor Katz has requested the City Attorney to provide update on legal issues with QPODD – **TBD**
- G. Mayor has requested to discuss a sustainability committee – **TBD**
- H. Approve One Boynton (aka Las Ventana) Rezoning (REZN 18-005) from MU-L (Mixed Use Low District) to MU-4 (Mixed Use 4 District) to complete implementation of the CRA Community Redevelopment Plan's recommendation for the subject 14.6 acre property. Applicant: City-initiated. -- **March 20, 2018**
- I. Approve Timeless Life Care and 601 S. Federal Mixed Use rezoning (REZN 18-006) from MU-L2 (Mixed Use Low 2 District) to MU-2 (Mixed Use 2 District) to complete implementation of the CRA Community Redevelopment Plan's recommendation for the subject 2.41 acre area. Applicant: City-initiated -- **March 20, 2018**
- J. Staff to bring back to Commission results of negotiation with property owner a real estate purchase and sale agreement between City of Boynton Beach and Brittany Bumgardner for a vacant parcel at the end of the SW 24th Avenue adjacent to I-95 - **TBD**

14. Adjournment

Motion

There being no further business to discuss, Vice Mayor Katz moved to adjourn, Commissioner McCray seconded the motion.

Vote

The motion unanimously passed. The meeting was adjourned at 8:01p.m.

(Continued on next page)

CITY OF BOYNTON BEACH

Mayor - Steven B. Grant

Vice Mayor - Justin Katz

Commissioner - Mack McCray

Commissioner - Christina Romelus

Commissioner - Joe Casello

ATTEST

Judith A. Pyle, CMC
City Clerk



Queenester Nieves
Deputy City Clerk



CITY OF BOYNTON BEACH AGENDA ITEM REQUEST FORM

COMMISSION MEETING DATE: 3/20/2018

REQUESTED ACTION BY COMMISSION: Approve the purchase of new and replacement vehicles for Fire Rescue and Police Departments in the amount of \$657,174.34 by utilizing the following contracts: Florida Sheriff's Association Contract #FSA17-VEL25.0 & FSA16-VEF12.0. The Florida Sheriff's Association's bid process satisfies the City's competitive bid requirements.

EXPLANATION OF REQUEST:

The Fleet Administrator recommends the annual purchase of three (3) new vehicles collectively for Fire Rescue and Police, (2) are approved in the Fiscal Year 2017/2018 budget and one (1) will be included in the upcoming year's budget. Attached is a spreadsheet indicating vendor, number of units ordered, user department, bid/contract information and cost.

Florida Sheriff's Association Contract #FSA17-VEL25.0 (Effective April 1, 2017 – March 31, 2018)

Florida Sheriff's Association Contract #FSA16-VEF12.0 (Effective April 1, 2017 – March 31, 2018)

The Fleet Maintenance Division intends to award the following vendors for purchase as follows (see attached Exhibit 1 for vendor details):

1. Bruce Rossmeyer's Harley Davidson Daytona for one (1) unit, one (1) Harley Davidson Road King Motorcycle for Police in the amount of \$22,575.00. This unit utilizes the Florida Sheriff's Contract #FSA17-VEH25.0.
1. REV Technical Center for two (2) units, two (2) Horton Type 1 Ambulances for Fire Rescue in the amount of \$634,599.34. These units utilizes the Florida Sheriff's Contract #FSA16-VEF12.0.

HOW WILL THIS AFFECT CITY PROGRAMS OR SERVICES?

These three (3) new and/or replacement vehicles will be used throughout the City to provide services to our residents.

FISCAL IMPACT: Budgeted The \$657,174.34 will be charged to account 501-2516-519-64-33. The fire vehicles will be ordered in this fiscal year but will more than likely arrive after October 1, 2018.

ALTERNATIVES: To defer or not purchase these selective replacement vehicles. By deferring purchases, departmental maintenance cost and equipment downtime would increase.

STRATEGIC PLAN:

STRATEGIC PLAN APPLICATION:

CLIMATE ACTION: No

CLIMATE ACTION DISCUSSION: N/A

Is this a grant? No

Grant Amount:

CONTRACTS

VENDOR NAME: Various Vendors - see attached excel list

START DATE:

END DATE:

CONTRACT VALUE:

MINORITY OWNED CONTRACTOR?: No

EXTENSION AVAILABLE?: No

EXTENSION EXPLANATION:

ATTACHMENTS:

Type	Description
<input type="checkbox"/> Addendum	Exhibit 1 - Fleet Vehicle Purchases FY2017-2018 and 2018-2019 Excel Sheet
<input type="checkbox"/> Addendum	Exhibit 2 - FL Sheriff's Contract #FSA17-VEH25.0 for Vehicle Listed #1
<input type="checkbox"/> Addendum	Exhibit 3 - FL Sheriff's Contract #FSA16-VEF12.0 for Vehicle's Listed #2

Fleet Vehicles Purchased FY2017-2018

VENDOR	# UNITS/MODEL	DEPARTMENT	BID/CONTRACT	COST EACH	OPTION COST	TRADE IN	TOTAL
Bruce Rossemeyer's Daytona Harley Davidson	(1) Harley Road King	Police	FSA17-VEH25.0, Spec #09	18,000.00	4,575.00		22,575.00
REV Technical Center	(2) Frieghtliner/ Horton Ambulances	Fire Rescue	FSA16-VEH12.0, Spec #03	226,548.50	90,751.17		634,599.34
Total:				\$244,549	\$95,326		\$657,174.34

BID AWARD

FSA17-VEL25.0

Effective Dates:
October 13, 2017– September 30, 2018

Police Rated, Administrative, Utility Vehicles, Trucks and Vans

Cooperative Purchasing Program

Coordinated By
The
Florida Sheriffs Association
&
Florida Association of Counties





Protecting, Leading & Uniting...since 1893

FLORIDA SHERIFFS ASSOCIATION

2617 Mahan Drive, Tallahassee, Florida 32308
P.O. Box 12519 • Tallahassee, Florida 32317-2519

p: (850) 877-2165
f: (850) 878-8665
www.flsheriffs.org  

Date: October 1, 2017

To: All Perspective Participants

From: Steve Casey, Executive Director
Sarrah Glassner, Deputy Executive Director
Annette Grissom, CPP Manager
Greg Tish, CPP Coordinator

Re: Contract Number FSA17-VEL25.0 Police Rated, Administrative, Utility Vehicles, Trucks and Vans

We are pleased to announce that the Florida Sheriffs Association has successfully completed its 25th nationwide cooperative bid for vehicles. This contract is in effect beginning October 13, 2017 through September 30, 2018.

This year's bid includes 63 specifications and 215 makes and models. It offers police rated, special service, administrative, hybrid vehicles, pick-up trucks, vans, mobility transport and police motorcycles.

The competitive process for this award began in January 2017, when stakeholders were surveyed regarding procurement needs. Specifications were developed based on prior year activity and new additions were added based on survey results and the Fleet Advisory Committee's review of commodities.

On April 10, 2017, a direct notification was sent to 511 prospective bidders to register for qualification to participate in the bid process. An advertisement of the Invitation to Bid was placed within the Florida Administrative Weekly on June 1, 2017 and again on June 20, 2017. From this Invitation to Bid, 41 bidders responded. Of these respondents, 25 bidders submitted bids and 23 bidders were awarded after a review by the FSA Fleet Advisory Committee.

The Florida Sheriffs Association Cooperative Purchasing Program has followed the Contract Terms and Conditions to procure this contract, and requires that all users, both purchasers and awarded vendors comply as well.

Contract prices are extended and guaranteed to any local government or political subdivision of the state, public educational institutions, other public agencies or authorities with the State of Florida, and entities approved by the manufacturer to participate in this contract.

Out of state sales are permitted under this contract. All purchasers are bound by their local governing purchasing ordinances, rules and regulations.

All awarded vendors are governed by their manufacturer agreements and the Contract Terms and Conditions.

List of Awards for FSA17-VEL25.0 Police Rated, Administrative, Utility Vehicles, Trucks and Vans:

Alan Jay Chevrolet Buick GMC Cadillac
Alan Jay Chrysler Jeep Dodge of Wauchula
Alan Jay Ford Lincoln

Alan Jay Nissan, Inc.
Alan Jay Toyota
Auto Nation Chevrolet Pembroke Pines
Auto Nation Nissan Pembroke Pines
AutoNation CDJR Pembroke Pines
Bartow Ford
Bay Dodge Chrysler Jeep Ram
Beck Auto Sales, Inc.
Bruce's Rossmeyer's Daytona Harley Davidson
Coggin Ford
Duval Ford LLC
Garber Chevrolet Buick GMC Inc.
Garber Chrysler Dodge Jeep Inc
Garber Ford
Kelley Buick GMC, Inc
Prestige Ford
Southern Sewer Equipment Sales
Stingray Chevrolet LLC
Tampa Truck Center LLC
Terry Taylor's DeLand Nissan



FLORIDA SHERIFFS ASSOCIATION & FLORIDA ASSOCIATION OF COUNTIES

Name of Dealership	Type of Vehicle	Zone	Base Unit Price
<u>HARLEY-DAVIDSON POLICE MOTORCYCLE (Specification #09)</u>			
Bruce Rossmeyer's Daytona Harley-Davidson	2018 Harley Davidson Road King (FLHP)	★ Western	\$18,000.00
	2018 Harley Davidson Road King (FLHP)	Western	-- NB --
Bruce Rossmeyer's Daytona Harley-Davidson	2018 Harley Davidson Road King (FLHP)	★ Northern	\$17,750.00
	2018 Harley Davidson Road King (FLHP)	Northern	-- NB --
Bruce Rossmeyer's Daytona Harley-Davidson	2018 Harley Davidson Road King (FLHP)	★ Central	\$17,750.00
	2018 Harley Davidson Road King (FLHP)	Central	-- NB --
Bruce Rossmeyer's Daytona Harley-Davidson	2018 Harley Davidson Road King (FLHP)	★ Southern	\$18,000.00
	2018 Harley Davidson Road King (FLHP)	Southern	-- NB --
Bruce Rossmeyer's Daytona Harley-Davidson	2018 Harley Davidson Electra Glide (FLHTP)	Western	\$18,500.00
	2018 Harley Davidson Electra Glide (FLHTP)	Western	-- NB --
Bruce Rossmeyer's Daytona Harley-Davidson	2018 Harley Davidson Electra Glide (FLHTP)	Northern	\$18,250.00
	2018 Harley Davidson Electra Glide (FLHTP)	Northern	-- NB --
Bruce Rossmeyer's Daytona Harley-Davidson	2018 Harley Davidson Electra Glide (FLHTP)	Central	\$18,250.00
	2018 Harley Davidson Electra Glide (FLHTP)	Central	-- NB --
Bruce Rossmeyer's Daytona Harley-Davidson	2018 Harley Davidson Electra Glide (FLHTP)	Southern	\$18,500.00
	2018 Harley Davidson Electra Glide (FLHTP)	Southern	-- NB --



FLORIDA SHERIFFS ASSOCIATION & FLORIDA ASSOCIATION OF COUNTIES

HARLEY-DAVIDSON POLICE MOTORCYCLE SPECIFICATION #9

2018 Harley Davidson Road King (FLHP)
2018 Harley Davidson Electra Glide (FLHTP)

THE FOLLOWING ITEMS WILL BE FACTORY INSTALLED ON THE BASE VEHICLE TO MEET THE MODEL NUMBER AND BUILD CODES OF THE VEHICLE LISTED. PLEASE REFER TO THE EMERGENCY VEHICLE LIGHTING AND SIRENS SECTION WITHIN THIS CONTRACT FOR DESCRIPTIONS, SPECIFICATIONS AND AWARDED VENDOR PRICING.

1. ENGINE:

- a. Single Cam design
- b. Compression ratio: 10.0:1
- c. Electronic Sequential Port Fuel Injection System (ESPFI)
- d. Hydraulic Lifters requiring no maintenance service adjustments
- e. Piston Displacement of not less than 1746cc Milwaukee-Eight™ 107 cubic inch, pushrod-operated, overhead valves with hydraulic, self-adjusting lifters, four valves per cylinder and featuring EITMS (Engine Idle Temperature management System), producing minimal vibration frequencies and magnitudes. Engine and Transmission isolated from motorcycle frame utilizing rubber mounting system.
- f. Powertrain deluxe chrome group designed for low maintenance; black powder coat finish on engine; chrome rocker boxes, timer cover, outer primary and transmission covers..
- g. Air and Oil cooled.
- h. Fan assisted oil cooler

2. CLUTCH/TRANSMISSION:

- a. Hydraulic actuated clutch system for both FLHP and FLHTP
- b. Clutch shall be of the latest multiple nine (9) plate design, wet.
- c. Clutch disengage for starter motor operation.
- d. Gear Ratios 1st-9.593 2nd-6.650 3rd-4.938 4th-4.000 5th-3.407 6th-2.875
- e. Greaseless shifter shaft with "anti-vibration" rubber spacers.
- f. Primary Drive, double-row chain, 34/46 ratio.
- g. Transmission to be of latest design, manual type, with not less than six (6) forward speeds.

3. BRAKES:

- a. Brakes shall be relatively free of heat fade.
- b. Calipers-4 Piston.
- c. Front brakes having dual 11.81-inch diameter floating discs
- d. Hydraulic Disc brakes for both front and rear wheels.
- e. Rear brake having a single disc.
- f. Reflex™ Linked Braking with ABS, linking disengages below 25 mph.
- g. Uniform Expanding Rear Rotor.

4. SUSPENSION:

- a. Motorcycles shall be provided with a suspension system to permit optimum handling conditions as required in law enforcement.
- b. Front suspension uses Showa Dual Bending Valve (SDBV)
- c. Hand adjustable emulsion shocks.
- d. Rear suspension swing arm bearings shall require no lubrication for life of the motorcycle.

5. WHEELS/TIRES:

- a. Black Impeller™ Cast Aluminum wheels, rim material to be impermeable to compressed air.
- b. Tubeless type tires to have non-skid tread, designed to operate on paved highways and shall have a full, four-ply fabric reinforcement. Bead-retention tires designed to remain on wheel during sudden loss of pressure.
- c. Sealed automotive style wheel bearings requiring no endplay adjustment and service interval of 100,000 miles (160,000 km).

6. FUEL TANK:

- a. Electric fuel pump.
- b. Fuel tank to have a capacity of six (6) U.S. gallons (or 22.71 liters). Must provide a minimum of 1 gal (3.8 L) reserve fuel capacity when main supply is exhausted.

7. ELECTRICAL SYSTEM:

- a. Battery. Sealed, heavy-duty maintenance-free, 12-volt, minimum rated capacity – 28 ampere hours (Battery Council International rating), 270 cold cranking amps.
- b. Connectors. Industrial grade throughout, provided with electrical accessory connection.
- c. Charging System. Three-phase, 50-amp high output alternator, solid state regulator.
- d. Hand Controls. Water-resistant, integrated switches.
- e. Horn. Sound level audible above motorcycle and traffic-generated noise.
- f. Ignition. Non-waste spark, alpha control.
- g. Starting System. 12-volt starter, solenoid operated engagement, relay required.

8. LIGHTING SYSTEM:

- a. Flashers, four-way, with independent switch.
- b. Front Emergency Lamps PAR-36, one red and one blue (incandescent).
- c. Fender tip running lights, amber in front, red in the rear.
- d. (FLHP)- Dual Halogen Headlight.(FLHTP)- Daymaker™ LED Headlight.
- e. (FLHP)- Rear (Red) LED Fender Tip Light (FLHTP)- Front (Amber) and Rear (Red) LED Fender Tip Lights
- f. License plate lighting with two blue marker lamps.
- g. Tail light.
- h. Turn Signals, self-canceling system.

9. VISUAL DISPLAYS:

- a. ABS indicator lamp
- b. Cruise Control indicator
- c. Engine diagnostic light
- d. Fuel level gauge.
- e. Gear Indicator
- f. Emergency Light Activation Indicator, separate indicators for front and rear emergency lights.
- g. Fuel Mileage countdown till empty displayed in odometer window when Low fuel indicator lamp is lit.
- h. Hazard-Warning Lights Indicator
- i. High beam Indicator
- j. Low Oil pressure Indicator
- k. Neutral Indicator
- l. Odometer. Calibrated, cumulative.
- m. Sight glass on brake master cylinders.
- n. Speed Capture with Digital Speed Display
- o. Speedometer. Analog & Digital speedometer, range 0-120mph (or kph equivalent).(2) re-settable trip meters.
- p. Security Lamp (if equipped with optional security system)
- q. Stealth Mode indicator-if activated
- r. Tachometer. Analog.
- s. Turn Signal Indicators

10. FEATURE REQUIREMENTS:

- a. Analog and Digital Speed Display with Speed Capture feature
- b. Chrome, two into one into two exhaust system
- c. Cruise Control-OE standard
- d. Final belt drive, with a rubber isolated 68 tooth rear drive sprocket.
- e. (FLHP)Dry Weight. 786 lbs. (357 kg.) (FLHTP) Dry Weight. 791 lbs. (359 kg.)
- f. (FLHP) Running Order. 821 lbs. (372 kg.) (FLHTP) Running Order. 826 lbs. (375 kg.)
- g. Foot Boards. pivoting type with non-skid rubber pads
- h. Gear Indicator
- i. Gross Vehicle Weight Rating. 1360 lbs. (617 kg.)
- j. Guards. Front engine guard bar and rear saddlebag guard bars. (Saddlebag rails optional)
- k. Laden Seat Height. 27.3 inches (695 mm)
- l. Key. One key fits all locks.
- m. Mirrors. Two (2) long stem true image mirrors.
- n. Power ON for emergency equipment for 30 minutes with ignition OFF
- o. Push to Talk Switch-requires other police radio equipment not supplied by H-D
- p. Seat. Deluxe solo saddle, special police type, breathable material covering, adjustable coil over spring suspension system.
- q. Service Intervals. 1st 1000 miles and then every 5000 miles thereafter.
- r. Stealth Mode-optional activation
- s. Side Stand. Jiffy stand with electronic disengage to prevent drive off with jiffy stand deployed.
- t. Saddlebags. Factory installed, law enforcement type Injection Molded GTX saddlebags, approx. 2000 cubic inches of storage space per bag, water-resistant, utilizing one touch operation latches.
- u. Windshield. Constructed of clear polycarbonate, designed to break away with minimal force.
- v. Wheelbase. 64 inches (1625 mm).
- w. Model FLHP is windshield only.
- x. Model FLHTP is duct fairing with windshield.

11. WARRANTY:

- a. Warranty: 24 months (unlimited mileage)
- b. Service Interval: First 1000 miles; every 5000 miles thereafter – both models.

DISCLOSURE: THE FLORIDA SHERIFFS ASSOCIATION WORKING IN CONJUNCTION WITH MANUFACTURERS, VENDORS AND DISTRIBUTORS OF VEHICLES/EQUIPMENT DOES THEIR BEST TO ENSURE MODEL NAMES, NUMBERS AND CODES REPRESENT THE LATEST INFORMATION AVAILABLE AT THE TIME THE BID DOCUMENTS ARE PREPARED. IT IS RECOMMENDED THAT YOU CONFIRM THIS INFORMATION WITH THE AWARDED VENDOR REPRESENTATIVE AT THE TIME YOU ARE REQUESTING A CONFIRMING QUOTE.



**FLORIDA SHERIFFS ASSOCIATION
& FLORIDA ASSOCIATION OF COUNTIES**

**HARLEY-DAVIDSON POLICE MOTORCYCLE
SPECIFICATION #9**

2018 Harley Davidson Road King (FLHP)

The Harley Davidson Road King (FLHP) purchased through this contract comes with all the standard equipment as specified by the manufacturer for this model and FSA's base vehicle specification(s) requirements which are included and made a part of this contract's vehicle base price as awarded by specification by zone.

ZONE:	★ Western	★ Northern	★ Central	★ Southern
BASE PRICE:	\$18,000.00	\$17,750.00	\$17,750.00	\$18,000.00

While the Florida Sheriffs Association and Florida Association of Counties have attempted to identify and include those equipment items most often requested by participating agencies for full size vehicles, we realize equipment needs and preferences are going to vary from agency to agency. In an effort to incorporate flexibility into our program, we have created specific add/delete options which allow the purchaser to tailor the vehicle to their particular wants or needs.

The following equipment delete and add options and their related cost are provided here to assist you in approximating the total cost of the type vehicle(s) you wish to order through this program. Simply deduct the cost of any of the following equipment items you wish deleted from the base unit cost and/or add the cost of any equipment items you wish added to the base unit cost to determine the approximate cost of the type vehicle(s) you wish to order.

NOTE: An official listing of all add/delete options and their prices should be obtained from the appropriate dealer in your zone when preparing your order. Additional add/delete options other than those listed here may be available through the dealers, however, those listed here must be honored by the dealers in your zone at the stated prices.

VEHICLE:	Road King (FLHP)			
DEALER:	Bruce Rossmeyer's Daytona Harley-Davidson	Bruce Rossmeyer's Daytona Harley-Davidson	Bruce Rossmeyer's Daytona Harley-Davidson	Bruce Rossmeyer's Daytona Harley-Davidson
ZONE:	★ Western	★ Northern	★ Central	★ Southern
BASE PRICE:	\$18,000.00	\$17,750.00	\$17,750.00	\$18,000.00

Order Code Add Options

All Zones

Options are to be discounted below Manufacturer's Standard Retail Pricing (MSRP) or manufacturers published list price for any factory add options. Purchasers are encourage to negotiate pricing for options. Additional discounts for each add option shall be decided by the Vendor. Please refer to the Contract Terms and Conditions, Section 2.14 Option Pricing.

53196-09 ¹	Adapter plate for mounting Tour Pak	\$125.00 ¹
65989-97C ¹	Auxiliary battery	\$175.00 ¹
54178-10 ¹	Black Tour Pak without holes	\$1,000.00 ¹
69940-10 ¹	Blue LED light for Tour Pak	\$300.00 ¹
54180-10 ¹	Black pre-drilled Tour Pak for LEDs	\$1,500.00 ¹
72641-10 ¹	Chrome trim ring for LED light	\$25.00 ¹
69251-04 ¹	Engine guard pursuit lamps one red and one blue	\$850.00 ¹
69250-04 ¹	Pursuit Lamps one red and one blue	\$750.00 ¹
69816-10 ¹	Red LED light for Tour Pak	\$300.00 ¹
69941-10 ¹	Red/Blue split LED light for Tour Pak	\$300.00 ¹
90200561 ¹	Saddlebag guard rails	\$350.00 ¹
	Solid color paint (other than birch white or vivid black)	\$750.00
	Two-Tone paint	\$1,000.00
69000057 ¹	Whelen electric siren, amplifier and microphone	\$1,300.00 ¹
54179-10 ¹	White pre-drilled Tour Pak for LEDs	\$1,500.00 ¹
54177-10 ¹	White Tour Pak without holes	\$1,000.00 ¹
	Temporary tag	\$25.00
	Transfer existing registration (must provide tag number)	\$135.00
	New state tag (specify state, county, city, sheriff, etc.)	\$150.00



BRUCE ROSSMEYER'S
HARLEY-DAVIDSON
 POLICE & FLEET SALES

Barry T. Kuhnly
 Manager
 February 23, 2018

Mr. William Darty
 Fleet Administrator CAFM
 City of Boynton Beach
 222 NE 9th Avenue
 Boynton Beach, FL 33425

Dear Mr. Darty:

Thank you for taking the time from your busy schedule to speak with me and discuss topics of mutual interest regarding the current fleet and related topics. Please consider this letter as a follow-up to our conversation and an open proposal offered for your review and consideration.

Rossmeyer Daytona Motorcycles, Inc. DBA Bruce Rossmeyer's Daytona Harley-Davidson, 1637 North US Highway 1, Ormond Beach, FL 32174 has been awarded the 2018 Florida Sheriff's Association State Contract, (FSA17-VEL25.0) for the purchase of Harley-Davidson police motorcycles. Their site can be accessed by going to www.flsheriffs.org. Pages 126-137. This is our 20th year of this award.

Please accept the following quote.

2018 FLHP Road King solid black (Southern District)	\$18,000
54180-10 Black HD pre-drilled box	1,500
65989-97C Auxiliary battery	175
53196-09 Adapter plate	125
69941-10 Red/Blue LED lights (3) (300)	900
72641-10 Chrome flanges (3) (25)	75
90200561 Saddlebag rails	350
69000057 Whelen siren amplifier, speaker, and microphone	1,300
New City tag	<u>150</u>
Total	\$22,575

Daytona Harley-Davidson • 1637 North US Hwy 1 • Ormond Beach, FL 32174
 Cell: 954.257.2073 • Fax: 386.671.7077 • E-mail: bkuhnly@brhd.com



I do have a 2018 FLHP Road King solid black in color for immediate delivery should you accept this proposal. A simple letter of intent is all that is needed to go forward.

If you need any further information please feel free to contact me at any time.

Thanking you in advance,



Barry T Kuhnly
Manager, Police and Fleet Sales
Bruce Rossmeyer Harley-Davidson
1637 North US Highway 1
Ormond Beach, FL 32174
Phone: 954-257-2073
Email: bkuhnly@brhd.com





TECHNICAL CENTER

725 SW 46th Avenue
Ocala, Florida 34474
M (352) 875-8601

RESCUE TRANSPORT PROPOSAL

Date: February 3, 2018

**Boynton Beach Fire Rescue
100 E. Boynton Beach Blvd.
Boynton Beach, FL 33425**

We propose to furnish to you one (1) 2018 Custom Horton Model 623, Rescue Transport Vehicle on a 2019 Freightliner M2 4x2 4-Door chassis, to be custom built and equipped in accordance with the requirements of the City of Boynton Beach Fire Rescue Department. The vehicle is to be purchased from Florida Sheriff's Association Bid # FSA16-VEF12.0, Specification #03.

Delivery will be F.O.B. Boynton Beach, FL and will be made approximately 240-265 calendar days after receipt of order. Terms of payment shall be cash on delivery (C.O.D.) unless the purchaser elects to make a prepayment.

The prices being quoted to the City of Boynton Beach Fire Rescue for the purchase of the proposed Rescue Transport are the lowest prices offered in fiscal year 2017/2018 to any governmental entity within the State of Florida by REV RTC. This proposal shall expire February 11, 2018 unless extended in writing.

FSA 16-VEF12.0 specification #3 - Type 1 Ambulance - 2 Wheel Drive Medium Duty (Dual Rear Wheel, Cab & Chassis)	\$ 226,548.50
Options and upgrades per Boynton Beach Fire Rescue Equipment (FireComm, Zico, Firehook, Streamlight)	\$ 86,829.39 3,921.78
Total Price	\$ 317,299.67

Company:

Purchaser:

By: Sally Wilson

By: _____

Title: Ambulance Sales

Title: _____

Date: February 3, 2018

Date: _____

Pricing is based on enclosed written specifications.

Florida Sherriff's Association Contract # FSA16-VEF12.0

Freightliner M2 Medium Duty Ambulance Base Price

\$226,548.50

Installed Options Per Boynton Beach Fire Rescue Specifications:

Chassis upgrades	\$19,452.39
Chrome Turnout for vertical exhaust	\$157.00
Front and rear heavy duty sway bars	\$1,425.00
Energy Absorbing rear step	\$1,238.00
Program High Idle to 1250 ILOS	\$97.00
Rear Dock Bumpers	\$77.00
Fuel Tank covers with compartment	\$3,459.00
Reverse Camera, including turn signal cameras	\$2,364.00
Body Module Fenders	\$152.00
Compartment Height/Width Street Side Compartment	\$1,675.00
In Power Battery Switch w/ Wake Power	\$371.00
C Channel Rubrails	\$485.00
Electric Door Locks Compartments	\$694.00
Custom Console with Map Storage	\$674.00
Access Step	\$527.00
Electric door switch concealed	\$97.00
Intellitec LED Clock	\$313.00
Exterior Compartment modifications	\$5,827.00
Upgraded S/S Inhalation Panel	\$425.00
Rear Mounted Bottle storage tray	\$1,025.00
SCBA bottle tube holders	\$1,800.00
Custom SCBA Brackets	\$350.00
Headroom Increase	\$1,400.00
Body Molding delete	\$307.00
Cool Tech II	\$3,650.00
ROK Backboard Strap	\$29.00
Programmable touch pads (2)	\$1,162.00
License plate installation	\$105.00
Paint scheme per Boynton Beach Fire Rescue requirements	\$2,794.00
Stainless Steel risers cabinet wall	\$195.00
Stainless Steel risers bench wall	\$195.00
Stainless steel lower door panels	\$289.00
EVS Child Safety Seat	\$1,240.00
Glove Storage Cabinet at foot of bench	\$595.00
Norcold Fridge	\$1,432.00
Exta IV Hangers	\$97.00
HVAC System above Cabinet Wall	\$1,346.00
Pull out Tool Board	\$849.00
Custom Squad Bench	\$1,883.00
Cargo Net	\$450.00
Reinforce floor for future install of Power Load	\$596.00
Crossover Cabinet	\$452.00
Upgraded Federal EQ2B siren	\$1,793.00
Adjustable Intermediate Shelf	\$558.00
Lift up Cabinets -Inalation area	\$226.00
Upgraded LED lighting	\$4,117.00
Front Wall Cabinet	\$1,706.00
Tow eyes recessed in Rear riser	\$408.00
Rear Docking Lights	\$319.00
Custom Curbside Rear Bench Air Bag	\$1,080.00
RemoteControl Go light	\$485.00
Pioneer LED Scene Lights	\$2,236.00
I4G panel in Cab dash	\$750.00
Perko Static Vent	\$414.00
Keyless Entry	\$548.00
Wheel Well Compt. w/ Door & Pull Out Tray	\$991.00
Lettering to match current fleet	\$5,650.00
Vanner Charger Status Panel	\$147.00
Vanner Inverter/Charger	\$1,993.00
Voyager Camera Sytem	\$1,658.00

Total Options

\$86,829.39



TECHNICAL CENTER

725 SW 46th Avenue
Ocala, Florida 34474
M (352) 875-8601

RESCUE TRANSPORT PROPOSAL

Date: February 3, 2018

**Boynton Beach Fire Rescue
100 E. Boynton Beach Blvd.
Boynton Beach, FL 33425**

We propose to furnish to you one (1) 2018 Custom Horton Model 623, Rescue Transport Vehicle on a 2019 Freightliner M2 4x2 4-Door chassis, to be custom built and equipped in accordance with the requirements of the City of Boynton Beach Fire Rescue Department. **The vehicle is to be purchased from Florida Sheriff's Association Bid # FSA16-VEF12.0, Specification #03.**

Delivery will be F.O.B. Boynton Beach, FL and will be made approximately 240-265 calendar days after receipt of order. Terms of payment shall be cash on delivery (C.O.D.) unless the purchaser elects to make a prepayment.

The prices being quoted to the City of Boynton Beach Fire Rescue for the purchase of the proposed Rescue Transport are the lowest prices offered in fiscal year 2017/2018 to any governmental entity within the State of Florida by REV RTC. This proposal shall expire February 11, 2018 unless extended in writing.

FSA 16-VEF12.0 specification #3 – Type 1 Ambulance – 2 Wheel Drive Medium Duty (Dual Rear Wheel, Cab & Chassis)	\$	226,548.50
Options and upgrades per Boynton Beach Fire Rescue	\$	86,829.39
Equipment (FireComm, Zico, Firehook, Streamlight)		<u>3,921.78</u>
Total Price	\$	317,299.67

Company:

Purchaser:

By: Sally Wilson

By: _____

Title: Ambulance Sales

Title: _____

Date: February 3, 2018

Date: _____

Pricing is based on enclosed written specifications.

Florida Sherriff's Association Contract # FSA16-VEF12.0

Freightliner M2 Medium Duty Ambulance Base Price \$226,548.50

Installed Options Per Boynton Beach Fire Rescue Specifications:

Chassis upgrades	\$19,452.39
Chrome Turnout for vertical exhaust	\$157.00
Front and rear heavy duty sway bars	\$1,425.00
Energy Absorbing rear step	\$1,238.00
Program High Idle to 1250 ILOS	\$97.00
Rear Dock Bumpers	\$77.00
Fuel Tank covers with compartment	\$3,459.00
Reverse Camera,including turn signal cameras	\$2,364.00
Body Module Fenders	\$152.00
Compartment Height/Width Street Side Compartment	\$1,675.00
In Power Battery Switch w/ Wake Power	\$371.00
C Channel Rubrails	\$485.00
Electric Door Locks Compartments	\$694.00
Custom Console with Map Storage	\$674.00
Access Step	\$527.00
Electric door switch concealed	\$97.00
Intellitec LED Clock	\$313.00
Exterior Compartment modifications	\$5,827.00
Upgraded S/S Inhalation Panel	\$425.00
Rear Mounted Bottle storage tray	\$1,025.00
SCBA bottle tube holders	\$1,800.00
Custom SCBA Brackets	\$350.00
Headroom Increase	\$1,400.00
Body Molding delete	\$307.00
Cool Tech II	\$3,650.00
ROK Backboard Strap	\$29.00
Programmable touch pads (2)	\$1,162.00
License plate installation	\$105.00
Paint scheme per Boynton Beach Fire Rescue requirements	\$2,794.00
Stainless Steel risers cabinet wall	\$195.00
Stainless Steel risers bench wall	\$195.00
Stainless steel lower door panels	\$289.00
EVS Child Safety Seat	\$1,240.00
Glove Storage Cabinet at foot of bench	\$595.00
Norcold Fridge	\$1,432.00
Exta IV Hangers	\$97.00
HVAC System above Cabinet Wall	\$1,346.00
Pull out Tool Board	\$849.00
Custom Squad Bench	\$1,883.00
Cargo Net	\$450.00
Reinforce floor for future install of Power Load	\$596.00
Crossover Cabinet	\$452.00
Upgraded Federal EQ2B siren	\$1,793.00
Adjustable Intermediate Shelf	\$558.00
Lift up Cabinets -Inalation area	\$226.00
Upgraded LED lighting	\$4,117.00
Front Wall Cabinet	\$1,706.00
Tow eyes recessed in Rear riser	\$408.00
Rear Docking Lights	\$319.00
Custom Curbside Rear Bench Air Bag	\$1,080.00
RemoteControl Go light	\$485.00
Pioneer LED Scene Lights	\$2,236.00
I4G panel in Cab dash	\$750.00
Perko Static Vent	\$414.00
Keyless Entry	\$548.00
Wheel Well Compt. w/ Door & Pull Out Tray	\$991.00
Lettering to match current fleet	\$5,650.00
Vanner Charger Status Panel	\$147.00
Vanner Inverter/Charger	\$1,993.00
Voyager Camera Sytem	\$1,658.00
Total Options	\$86,829.39

Florida Sherriff's Association Contract # FSA16-VEF12.0

Freightliner M2 Medium Duty Ambulance Base Price **\$226,548.50**

Installed Options Per Boynton Beach Fire Rescue Specifications:

Chassis upgrades	\$19,452.39
Chrome Turnout for vertical exhaust	\$157.00
Front and rear heavy duty sway bars	\$1,425.00
Energy Absorbing rear step	\$1,238.00
Program High Idle to 1250 ILOS	\$97.00
Rear Dock Bumpers	\$77.00
Fuel Tank covers with compartment	\$3,459.00
Reverse Camera,including turn signal cameras	\$2,364.00
Body Module Fenders	\$152.00
Compartment Height/Width Street Side Compartment	\$1,675.00
In Power Battery Switch w/ Wake Power	\$371.00
C Channel Rubrails	\$485.00
Electric Door Locks Compartments	\$694.00
Custom Console with Map Storage	\$674.00
Access Step	\$527.00
Electric door switch concealed	\$97.00
Intellitec LED Clock	\$313.00
Exterior Compartment modifications	\$5,827.00
Upgraded S/S Inhalation Panel	\$425.00
Rear Mounted Bottle storage tray	\$1,025.00
SCBA bottle tube holders	\$1,800.00
Custom SCBA Brackets	\$350.00
Headroom increase	\$1,400.00
Body Molding delete	\$307.00
Cool Tech II	\$3,650.00
ROK Backboard Strap	\$29.00
Programmable touch pads (2)	\$1,162.00
License plate installation	\$105.00
Paint scheme per Boynton Beach Fire Rescue requirements	\$2,794.00
Stainless Steel risers cabinet wall	\$195.00
Stainless Steel risers bench wall	\$195.00
Stainless steel lower door panels	\$289.00
EVS Child Safety Seat	\$1,240.00
Glove Storage Cabinet at foot of bench	\$595.00
Norcold Fridge	\$1,432.00
Extra IV Hangers	\$97.00
HVAC System above Cabinet Wall	\$1,346.00
Pull out Tool Board	\$849.00
Custom Squad Bench	\$1,883.00
Cargo Net	\$450.00
Reinforce floor for future install of Power Load	\$596.00
Crossover Cabinet	\$452.00
Upgraded Federal EQ2B siren	\$1,793.00
Adjustable Intermediate Shelf	\$558.00
Lift up Cabinets -Inalation area	\$226.00
Upgraded LED lighting	\$4,117.00
Front Wall Cabinet	\$1,706.00
Tow eyes recessed in Rear riser	\$408.00
Rear Docking Lights	\$319.00
Custom Curbside Rear Bench Air Bag	\$1,080.00
RemoteControl Go light	\$485.00
Pioneer LED Scene Lights	\$2,236.00
I4G panel in Cab dash	\$750.00
Perko Static Vent	\$414.00
Keyless Entry	\$548.00
Wheel Well Compt. w/ Door & Pull Out Tray	\$991.00
Lettering to match current fleet	\$5,650.00
Vanner Charger Status Panel	\$147.00
Vanner Inverter/Charger	\$1,993.00
Voyager Camera Sytem	\$1,658.00
Total Options	\$86,829.39

 (<https://www.facebook.com/floridasheriffsassociation/>)



FLORIDA SHERIFFS
ASSOCIATION

(<https://www.flsheriffs.org/>)

Become a Member (<https://membership.flsheriffs.org/2017-Membership-LP.html#Choose>)

About ▼

Sheriffs ▼

Programs ▼

Publications ▼

Join Today (<https://membership.flsheriffs.org/2017-Membership-LP.html>)

Renew Membership (<https://membership.flsheriffs.org/2017-Membership-LP.html#Choose>)

PURCHASING

FIRE RESCUE VEHICLES & OTHER EQUIPMENT

Contract Number FSA16-VEF12.0

Contract Period: April 1, 2016 - March 31, 2017

Extension – April 1, 2017 – March 31, 2018

- Bid Award Summary
(<https://docs.google.com/spreadsheets/d/1OLcceh6ZkFMAU2uVZ-m4VAils5glPBb9ifLy0wzLqs8/edit?usp=sharing>)
- Bid Support Documents (/law-enforcement-programs/cooperative-purchasing-program/fire-rescue-ems-bid-support-documents)
- Contract Archive (/law-enforcement-programs/cooperative-purchasing-program/fire-rescue-vehicle-other-equipment-archive)
- Contract Terms and Conditions (/uploads/FSA%20Terms%20and%20Conditions%202-26-16.pdf)
- Vendor Directory (/uploads/docs/Fire_Rescue_EMS_Contacts_v.12-6-17.pdf)
- Ordering Instructions (/uploads/Fire%20Bid%20Ordering%20Instructions_REV1-21-2016%281%29%281%29.pdf)
- Supplemental Contract Documents
(/uploads/docs/Nissan_Leaf_Clarification_Letter.pdf)
- Vendor Confirmation of Order - FSA16-VEF12.0
([https://www.flsheriffs.org/uploads/Confirmaton%20of%20Order%20FSA16-VEF12_0\(1\).pdf](https://www.flsheriffs.org/uploads/Confirmaton%20of%20Order%20FSA16-VEF12_0(1).pdf))
- Zone Map ([https://www.flsheriffs.org/uploads/zone%20map_v_10_15\(1\).pdf](https://www.flsheriffs.org/uploads/zone%20map_v_10_15(1).pdf))

Need Assistance?

cpp@flsheriffs.org (mailto:cpp@flsheriffs.org)

850-877-2165

Master_Bid_Pricing_Excel_Spreadsheet.xlsx
File Edit View Insert Format Data Tools Add-ons Help

SHARE [Sign in](#)

100% View only

Specification #01 - Type I Ambulance - 2 Wheel Drive - 4 Wheel Drive Optional (Diesel Engine, Dual Rear Wheel, Cab & Chassis)

	A	B	C	D	E	F	G
67	Hall-Mark RTC	McCoy Miller	Chevy	K3500 4x4	142" x 90" x 66"	\$111,718.95	Build Sheet
68	Hall-Mark RTC	McCoy Miller	Chevy	C3500 4x2	146" x 96" x 68"	\$112,446.13	Build Sheet
69	Hall-Mark RTC	McCoy Miller	Chevy	K3500 4x4	146" x 96" x 68"	\$114,010.70	Build Sheet

Specification #03 - Type I Ambulance - 2 Wheel Drive Medium Duty (Dual Rear Wheel, Cab & Chassis)

	DEALER	MANUFACTURER	MODEL	MAKE	MODULAR BOX DIMENSIONS	BASE PRICE	BASE SPECIFICATION LINK
62	Hall-Mark RTC	Horton	Ford	F-650	173"x96.25"x72"	\$220,674.41	Build Sheet
63	Hall-Mark RTC	Horton	Freightliner	M2	173"x96.25"x72"	\$226,548.50	Build Sheet
64	Hall-Mark RTC	Horton	International	Durastar 4300LP	173"x96.25"x72"	\$223,458.50	Build Sheet
65	Hall-Mark RTC	Horton	International	Durastar 4400LP	173"x96.25"x72"	\$232,674.94	Build Sheet
66	Hall-Mark RTC	Horton	Scartan	Metro Star RT	173"x96.25"x72"	\$345,759.67	Build Sheet
67	Hall-Mark RTC	Horton	Kenworth	T300	173"x96.25"x72"	\$229,609.66	Build Sheet
68	Hall-Mark RTC	Horton	International	Terrastar	173"x96.25"x72"	\$201,267.15	Build Sheet
69	Hall-Mark RTC	McCoy Miller	International	4300	170" x 96" x 72"	\$174,052.49	Build Sheet
70	Hall-Mark RTC	McCoy Miller	Freightliner	M2	170" x 96" x 72"	\$169,960.30	Build Sheet
71	Hall-Mark RTC	Road Rescue	Freightliner	M2	168"x96"x72"	\$185,492.70	Build Sheet
72	Hall-Mark RTC	Road Rescue	International	4300	168"x96"x72"	\$196,554.90	Build Sheet
73	Hall-Mark RTC	Road Rescue	Ford	F-650	168"x96"x72"	\$177,273.30	Build Sheet
74	Hall-Mark RTC	Road Rescue	International	4300	160"x95"x67	\$171,230.29	Build Sheet
75	Hall-Mark RTC	Road Rescue	Freightliner	M2	160"x95"x67	\$169,856.27	Build Sheet
76	Hall-Mark RTC	Road Rescue	International	4300	170"x95"x67"	\$171,882.28	Build Sheet
77	Hall-Mark RTC	Road Rescue	Freightliner	M2	170"x95"x67"	\$167,418.26	Build Sheet
78	Hall-Mark RTC	Wheeled Coach	Freightliner	M2	160x95x72	\$165,613.70	Build Sheet
79	Hall-Mark RTC	Wheeled Coach	Freightliner	M2	170x95x72	\$166,291.44	Build Sheet
80	Hall-Mark RTC	Wheeled Coach	International	4300	160x95x72	\$165,613.70	Build Sheet
81	Hall-Mark RTC	Wheeled Coach	International	4300	170x95x72	\$166,291.44	Build Sheet

Specification #04 - Type II Ambulance - 2 Wheel Drive - Van

	DEALER	MANUFACTURER	MODEL	MAKE	MODULAR BOX DIMENSIONS	BASE PRICE	BASE SPECIFICATION LINK
83	Hall-Mark RTC	McCoy Miller	Ford	Transit	MR Van - Gas	\$72,121.63	Build Sheet
84	Hall-Mark RTC	McCoy Miller	Ford	Transit	MR Van - Diesel	\$75,280.64	Build Sheet
85	Hall-Mark RTC	McCoy Miller	Ford	Transit	HR Van - Gas	\$75,135.41	Build Sheet

AWARD SUMMARY Demers ETR Hall-Mark, RTC HME KME QEV-Demers QEV-Life Line Rosenbauer

[Explore](#)



Hall-Mark Fire--3431 NW 27th Ave--Ocala, FL 34475

FSA16-VEF12.0

SPEC#03, FREIGHTLINER M2

Year: 2017
Chassis: Freightliner 108"
Type: MED
Model: 623

Rev 1 Print Features

11915

CATEGORIES:

- A** Chassis
- B** Body Connection Pass Thru Type
- BH** Chassis Accessories
- BL** Chassis Electrical
- C** Conversion Model
- CB** Module Body Modifications
- D** Module Body Hardware
- E** Paint and Striping
- F** Cabinet Doors, Handles and Hardware
- G** Interior Colors
- H** Interior Cabinets, Streetside
- I** Interior Cabinets, Curbside
- J** Front Wall Cabinets
- K** Interior Accessories and Trim
- L** Cot Mount, and Patient Handling
- M** Warning Systems, Visual
- MN** Warning Systems, Audible
- O** Lights, Non Emergency
- P** Electrical Power Group
- Q** Heat, Ventilation, Air conditioning
- R** Console, Radio, and communications
- T** Oxygen and Suction
- U** Lettering and Graphics
- Z** Other

Prepared By: Michael Dav

FSA16-VEF12.0

Selected Feature List 11915

SPEC#03, FREIGHTLINER M2



Year: 2017
 Chassis: Freightliner 108"
 Model: 623

Option Std Qty Header/Description/Data

AC CHASSIS

!!! DISREGARD ALL REFERENCES TO NAVISTAR CHASSIS. CHASSIS TO BE A 2015 KENWORTH T300.

AHL 1 1 FREIGHTLINER CHASSIS

0 1 WALK THROUGH CHASSIS MODIFICATION FOR FREIGHTLINER CHASSIS

ba300000 Type 1 Freightliner chassis to be modified to provide walk through access to the patient area.

AHL62517 0 1 CHASSIS, 2017 FREIGHTLINER M-2, 108" C/A

The chassis required to complete the ambulance conversion shall be supplied by Horton. See chassis specification for further information.

AJNSPIC0 1 1 CHASSIS INTERIOR COLOR SHALL BE GRAY

B CHASSIS MODIFICATIONS, HARDWARE AND ACCESSORIES

BH02G000 1 1 HUB & LUG NUT COVERS, STAINLESS FOR FREIGHTLINER 19.5"

Polished stainless steel hub and lug nut covers shall be installed on all four outside wheels.

BH02H000 1 1 TIRE SIZE, 19.5", MEDIUM DUTY:

This vehicle is specified to have 19.5" tires.

BH02J000 0 1 CHASSIS IS EQUIPPED WITH AIR BRAKES:

This vehicle is specified to have air brakes. Note that proper tire clearances are allowed.

FSA16-VEF12.0

Selected Feature List 11915

SPEC#03, FREIGHTLINER M2



Year: 2017
 Chassis: Freightliner 108"
 Model: 623

Option Std Qty Header/Description/Data

- BH03A000 1 1 MUD FLAPS: front**
 Install rubber mud flaps behind each front tire.

- BH03B000 1 1 MUD FLAPS: rear**
 Install individual rear mud flaps behind each set of rear wheels.

- BH040000 1 1 CHASSIS IS EQUIPPED WITH HORIZONTAL EXHAUST**
 The chassis specified above is to include a horizontal exhaust.
The exhaust will exit on the drivers side of the vehicle unles otherwise noted.

- BH04J000 1 1 CHASSIS INCLUDES A CUMMINS B 6.7L ENGINE**
 The chassis specified above will have the standard cab height.

- BH070000 1 1 REINFORCE REAR BUMPER END CAPS**
 Reinforce end caps of rear bumper for greater impact resistance.
A section of 2" x 2" steel angle shall be attached to the back side of the std Horton step. (Note, this option is not available on recessed or impact steps).

- BH110000 1 1 REAR STEP/ BUMPER ASSEMBLY**
 The center section of the rear step bumper shall be constructed of aluminum grip strut and be hinged to assist in patient handling.

- BH260000 0 1 FUEL TANK COVERS, DIAMOND PLATE, FOR FREIGHTLINER M2 CHASSIS**
 Diamond plate step well covers shall be installed on both the curb and street side cab step wells. The covers shall be made of .125"thick polished diamond tread plate with 6061-T6 alloys or greater.

- BH32OR00 1 1 SUSPENSION SWITCH: dump override**
 A switch will be installed where specified, to override the automatic dump feature activated by the left rear patient compartment entry door.
Switch Locate: RIGHT SIDE REAR ENTEY DOORS

FSA16-VEF12.0

Selected Feature List 11915

SPEC#03, FREIGHTLINER M2



Year: 2017
 Chassis: Freightliner 108"
 Model: 623

Option Std Qty Header/Description/Data

BHSPD006 1 1 MIRROR: OEM

The mirror set shall be OEM supplied, and installed by the chassis manufacturer.

BL26B000 1 1 BACKUP ALARM RESET

Backup alarm to automatically reset to on if alarm was manually canceled using the control panel alarm cut-off switch (FL25) during previous use.

BL32A000 1 1 OEM AM/FM/CD PLAYER SHALL BE PROVIDED BY THE OEM MANUFACTURER

OEM AM/FM/CD player shall be provided by the OEM manufacturer on all Horton supplied chassis.

Note: This option applies only to chassis supplied by Horton. Chassis supplied by either the customer or the dealer must be ordered with this feature from the chassis OEM.

C CONVERSIONS

CA630000 0 1 CONVERSION MODEL: 623 FREIGHTLINER

MINIMUM BODY DIMENSIONS:

(Exterior)

-Height: 91"
 -Width: 96"
 -Length: 173"

(Interior)

-Height: 72"
 -Aisle 20"
 -Width: 20" (from edge of cot in wall position to squad bench riser)
 -Length: 169"

OVERALL DIMENSIONS (Including Chassis, Module and Step):

-Height: 110" (to top of vent)
 -Width: 100"
 -Length: 295"

Note: Requires option #CA63B006 if chassis has a vertical exhaust.

CA630001 1 1 623 STREETSIDE FORWARD:

Clear Door Opening: 18.7" wide x 80.6" high
 Actual Compartment 21.4" wide x 83.6" high x 21.9"
 This area shall be accessed through a single outside hinged door.
 The compartment shall house the vehicle's primary O2 cylinder. The compartment shall be vented to the outside.

Hall-Mark Fire
 Michael Day

Friday, March 04, 2016
 3:48:01 PM

Print Features
 Rev 1 Page 4 of 26

FSA16-VEF12.0

Selected Feature List 11915

SPEC#03, FREIGHTLINER M2



Year:

2017

Chassis:

Freightliner 108"

Model:

623

<u>Option</u>	<u>Std</u>	<u>Qty</u>	<u>Header/Description/Data</u>
---------------	------------	------------	--------------------------------

dr081000	0	1	SHELF FOR LED LIGHTED VERTICAL COMPARTMENT A diamond plate adjustable shelf shall be installed in the following location. <i>Locate: BETWEEN DIVIDER AND LEFT HAND WALL</i>
dr11a000	0	1	DIVIDER FIXED, VERTICAL COMPARTMENT Install a 16" deep fixed vertical divider shall be installed in the location listed below. (Divider material is to match the compartment material) <i>Locate: CENTERED IN COMPARTMENT OPENING</i>
CA630002	1	1	623 STREETSIDE INTERMEDIATE: Clear Door Opening: 51.7" wide x 39.8" high Actual Dimensions: 55.4" wide x 43.0" high x 21.9" This area shall be accessed through double, outside hinged doors. Both doors shall have exterior door handles and latching devices.
dr091b00	0	1	SHELF FOR LED LIGHTED DOUBLE DOOR COMPARTMENT A diamond plate adjustable shelf shall be installed in the area listed below. <i>Locate: CENTERED IN COMPARTMENT OPENING</i>
CA630004	1	1	623 STREETSIDE REAR: Clear Door Opening: 32.0" wide x 39.8" high Actual Dimensions: 37.4" wide x 43.0" high x 21.9" This area shall be accessed through double, outside hinged doors. Both doors shall have exterior door handles and latching devices:
dr081000	0	1	SHELF FOR LED LIGHTED VERTICAL COMPARTMENT A diamond plate adjustable shelf shall be installed in the following location. <i>Locate: CENTERED IN COMPARTMENT OPENING</i>
CA630005	1	1	623 CURBSIDE REAR: Clear Door Opening: 25.0" wide x 80.6" high Actual Dimensions: 29.6" wide x 83.6" high x 21.9" This area shall be accessed through a single outside hinged door
dr081000	0	3	SHELF FOR LED LIGHTED VERTICAL COMPARTMENT A diamond plate adjustable shelf shall be installed in the following location. <i>Locate: BETWEEN DIVIDER AND RIGHT SIDE WALL</i>

Hall-Mark Fire
Michael Day

Friday, March 04, 2016
3:48:09 PM

Print Features
Rev 1 Page 5 of 26

FSA16-VEF12.0

Selected Feature List 11915

SPEC#03, FREIGHTLINER M2



Year: 2017
 Chassis: Freightliner 108"
 Model: 623

Option Std Qty Header/Description/Data

0 1 **DIVIDER FIXED, VERTICAL COMPARTMENT**
 dr11a000 Install a 16" deep fixed vertical divider shall be installed in the location listed below. (Divider material is to match the compartment material)
 Locate: CENTERED IN COMPARTMENT OPENING

CA630006 1 1 **623 CURBSIDE FORWARD WITH BATTERY COMPARTMENT:**
 Clear Door Opening: upper 22.1" wide x 68" high
 lower 22.1" wide x 12.6" high
 Actual Dimension: upper 27.2" wide x 68" high x 28.5" deep
 lower 27.2" wide x 12.6" high x 21.9" deep
 This area shall be accessed through two outside hinged doors and from an opening located on the curb side forward wall. The upper area shall be primarily used for storage of customer furnished jump kits, the lower area for the storage for two batteries on a roll out tray.

CAB93AF0 0 1 **KKK-A-1822F CERTIFICATION LABEL**
 The vehicle shall have weight/payload, electrical load and KKK-A-1822F certification stickers installed in the O2 compartment.

CB BODY MODIFICATIONS/OPTIONS

CB06SX00 0 1 **DOUBLE STEP CURBSIDE ENTRY 6" DROP SKIRT**
 The curbside skirt, forward of the rear wheel well shall be dropped 6 inches. Two integral ALD steps within the side patient door step well shall be available upon opening the side door for easier and lower access to the patient compartment.

CB09SA00 1 1 **PATIENT AREA SOUND PROOFING/ACOUSTIC ENHANCEMENT PACKAGE**
 Install standard sound control package.

D MODULE BODY HARDWARE

FSA16-VEF12.0

Selected Feature List 11915

SPEC#03, FREIGHTLINER M2



Year:

2017

Chassis:

Freightliner 108"

Model:

623

Option Std Qty Header/Description/Data

DG05C100 0 2 PRIVACY WINDOWS, REAR MODULE BODY ENTRY DOORS

The rear module entry doors shall have solid windows. The windows shall have dark privacy glass. The windows shall meet FMVSS glazing standards. No films are to be used.

DG06A100 0 1 PRIVACY WINDOW, CURBSIDE OF BODY ABOVE SQUAD BENCH

A fixed window shall be installed on the curbside of the body above the squad bench. The window shall have dark privacy glass. The window shall meet FMVSS glazing standards. No films are to be used.

DG06C200 0 1 PRIVACY WINDOW, SLIDING FOR SIDE ENTRY DOOR

The side entry door shall have a sliding window. The window shall have dark privacy glass. The window shall meet FMVSS glazing standards. No films are to be used.

DG080000 1 1 EMERGENCY DOOR RELEASE MECHANISM, REAR DOORS

Install standard emergency release knobs on top and bottom of rear module entrance doors.

DG08A000 1 1 DOOR HANDLES

Install Tri-Mark free floating style door handles with pre-stretched stainless steel cables. Include three piece interior door panels on all access doors.

DH000000 1 1 Vi-Tech body mounts

Install standard Vi-Tech body mounts.

DH03B000 1 1 MIRROR STAINLESS STEEL SPLASH SHIELDS

Install #8 mirror stainless splash shields on the lower front face of the body just behind the cab access doors. These splash shields are to be the same height as the diamond plate front corner guards.

(NOT AVAILABLE ON FORD "E" SERIES CHASSIS IN CONJUNCTION WITH EXTENDED CORNER GUARDS)

DH040000 1 1 MODULE BODY FENDERS: stainless steel

Rear wheel housings shall have stainless steel flare skirts to protect the wheel house opening and side body finish.

FSA16-VEF12.0

Selected Feature List 11915

SPEC#03, FREIGHTLINER M2



Year:

2017

Chassis:

Freightliner 108"

Model:

623

Option Std Qty Header/Description/Data**DH04RP00 1 1 POLISHED STAINLESS LOWER BODY RUB RAILS**

Polished stainless lower body rub rails, with #8 mirror finish, are to be along the bottom of the body on each side.

DH330000 1 1 REAR DOOR HOLD OPENS, GRABBER

Install chrome Cast Products "Grabber" style rear door hold opens.
(NOTE: HOLD OPENS MUST BE RELOCATED IF TELESCOPIC LIGHTS ARE ORDERED)

DL480000 0 1 ELECTRIC DOOR LOCKS: compartment

Install power activated door locks on all exterior compartment doors. Locks to be activated by a switch at each patient area access door. Locks may be overridden by a door key. A separate lock switch will be located in the front radio console if option DL48D000 (wired to OEM locks) is not selected.

DL48A000 1 1 ELECTRIC DOOR LOCKS: access doors

Install power activated door locks on all patient area access doors. Locks to be activated by a switch at each patient area door, and controlled with the access door locks. Locks may be overridden by a manual slide lever or by the door key. A separate lock switch will be located in the front radio console if option DL48D000 (wired to OEM locks) is not selected.

DL48D000 0 1 ELECTRIC DOOR LOCKS WIRED TO OEM SWITCHES

The module door locks and compartment locks (if ordered) are to be wired to the chassis door lock switches.

DM100000 1 1 REFLECTORS:

All patient compartment entry doors shall have red reflectors in the lower corner.

DR22A000 0 1 MATEFLEX IN EXTERIOR COMPARTMENTS

Mateflex will be installed on the floor and shelves of all exterior compartments.

Color: BLACK

DR23A000 1 1 RUBBER COVERED WALLS IN BACKBOARD COMPARTMENT

The interior of the backboard compartment is to be covered with rubber matting to protect equipment stored in this area.

Color: BLACK

Hall-Mark Fire
Michael Day

Friday, March 04, 2016
3:48:09 PM

Print Features
Rev 1 Page 8 of 26

FSA16-VEF12.0

Selected Feature List 11915

SPEC#03, FREIGHTLINER M2



Year: 2017

Chassis: Freightliner 108"

Model: 623

Option	Std	Qty	Header/Description/Data
--------	-----	-----	-------------------------

E	PAINT AND STRIPING		
---	--------------------	--	--

ED010000	1	1	CHASSIS PAINT: standard white Chassis color to be standard white.
----------	---	---	---

ED040000	1	1	MODULE PAINT: standard white Paint module standard white Sikkens #FLNA4002.
----------	---	---	---

F	INTERIOR CABINET DOORS, HANDLES & HARDWARE		
---	--	--	--

FE010000	1	1	FULL HEIGHT PULL HANDLES ON SLIDING PLEXIGLAS DOORS All sliding cabinet doors to have full length pull handles.
----------	---	---	---

FE01FT00	1	1	LATCH, HINGED DOOR: Southco flush stainless steel pull style Install stainless flush mount Southco pull latches on the hinged interior cabinet doors.
----------	---	---	---

FE02A000	1	1	PLEXIGLAS COLOR: light tint All Plexiglas doors to be light tint.
----------	---	---	---

FE060000	1	1	STAINLESS STEEL COUNTER TOPS (STANDARD) Stainless steel pan formed counter tops shall be installed in the patient area.
----------	---	---	---

FE08ST00	1	1	INHALATION PANEL (STANDARD): The inhalation panel is to be fabricated from composite material and covered with Formica to match to color selected.
----------	---	---	--

Hall-Mark Fire
Michael DayFriday, March 04, 2016
3:48:10 PMPrint Features
Rev 1 Page 9 of 26

FSA16-VEF12.0

Selected Feature List 11915

SPEC#03, FREIGHTLINER M2



Year: 2017
 Chassis: Freightliner 108"
 Model: 623

Option Std Qty Header/Description/Data

G INTERIOR COLORS, UPHOLSTERY AND SEATING

GF01NA00 0 1 INTERIOR COLOR SCHEME: BLACK IRONS

Floor: LONCOIN BLACK ONYX
 Risers: WILSONART BLACK
 (option) STAINLESS
 Walls: WILSONART FASHION GRAY
 (option) SILVER METALLIC CG TECH
 Cabinets: FASHION GRAY PAINT
 Upholstery: GREYSTONE
 Countertop: STAINLESS STEEL
 (option) LG - MERAPI
 Accent Stripe: WILSONART FASHION GREY

GF02M000 1 1 INSIDE CABINET FINISH: paint

The interior of all aluminum cabinets shall have a durable paint finish. The painted surface shall be washable and non-absorbent. See the appropriate Interior Color Scheme option for paint color information.

GF02P000 1 1 RISERS:

The interior of this vehicle is to contain no wood or wood products. The risers are to be made of reinforced structural composite board covered with Formica per the color description. Formica will not be installed on the risers if stainless steel riser options are selected.

Note: Riser thickness to be modified if option #PL27CP00 is ordered.

GK12A300 0 1 HIGH BACK ATTENDANT SEAT WITH CHILD SAFETY, 4PT

Delete the boxed in attendant seat cushions. Install a USSC high back bucket seat with integral 4pt seatbelt and child safety seat. The seat to be adjustable front to rear.

FSA16-VEF12.0

Selected Feature List 11915

SPEC#03, FREIGHTLINER M2



Year: 2017
Chassis: Freightliner 108"
Model: 623

Option Std Qty Header/Description/Data

GK150000 5 4 SEAT BELTS:

Install standard 4pt seatbelts per quantity and locations selected.

Locate:

- Head of bench
- Middle of bench
- Foot of bench
- CPR seat

Note: Head of bench requires Option #IG070000 (Squad bench end restraint for use with HOPS)

H INTERIOR CABINETRY, STREET SIDE

HK000000 1 1 LINEN CLOSET

Install a vertical storage cabinet behind the attendant seat. The upper storage area shall house the primary electrical distribution area. The lower section shall be used for miscellaneous storage. Each area shall be accessed through hinged doors. The electrical distribution area shall include a Southco key lock/latching device. The entire cabinet shall be fabricated from aluminum and shall then be painted, unless otherwise specified.

HK001000 1 1 HOPS SYSTEM:

The unit is to be equipped with the HOPS system.

Note: Deletion of the system along with the selection of option #HK01A000 requires that the credit provided under HK01B000 be deleted.

HK001B00 1 1 RADIUS STYLE CABINET TRIM

Install smooth 1.5" radiused trim on all applicable interior cabinets.

HK01A000 1 1 STREETSIDE WALL WITHOUT CPR SEAT

Street side cabinet wall to be per drawing. All cabinets over 14"H will include (1) standard adjustable shelf.

Note: This option deletes the tubular air bag for the CPR seat.

FSA16-VEF12.0

Selected Feature List 11915

SPEC#03, FREIGHTLINER M2



Year: 2017
Chassis: Freightliner 108"
Model: 623

Option Std Qty Header/Description/Data

- HK01B000 1 1 STREETSIDE WALL WITH CPR SEAT**
 Street side wall to have CPR configuration. All cabinets over 14"H will include (1) standard adjustable shelf.
 SEE DRAWINGS
 Configure: street side cabinets to be 18" deep.
- HK01R000 0 2 LIFT UP CABINET FRAMES: street-side**
 Fasten the Plexiglas door frame extrusion to a piano hinge secured to the cabinet wall. The complete frame and doors shall hinge open upward providing total access to the cabinet behind. The frame shall be held open with gas charged cylinders and secured in the down position with a sliding dead bolt.
 Locate: (2) UPPER CABINETS
- HK02LU00 0 1 STORAGE BENEATH THE CPR SEAT**
 A trimmed storage area shall be accessed by raising the hinged side attendant seat base cushion.
- HK02LU10 0 1 RECESSED PADDLE LATCH FOR ACCESS BELOW THE CPR SEAT CUSHION**
 A recessed paddle latch will be installed in the cabinet riser to provide access to the CPR seat storage area.
- HK17C000 1 1 SHARPES/WASTE DISPOSAL:**
 Install sharpes and waste disposal in a metal container recessed into the inhalation counter top. Access to the waste receptacle shall be through a spring loaded door. The neck of the sharps container shall protrude through the top surface of the receptacle. Disposal of both containers shall be accessible by raising a hinged aluminum lid.

INTERIOR CABINETS AND SQUAD BENCH, CURB SIDE

- IA200000 1 1 SQUAD BENCH STORAGE:**
 Storage shall be provided under the bench cushions. The area shall run where possible under the bench. The storage pan shall be fabricated from aluminum and shall be accessed by raising the split cushions.

FSA16-VEF12.0

Selected Feature List 11915

SPEC#03, FREIGHTLINER M2



Year: 2017
 Chassis: Freightliner 108"
 Model: 623

Option Std Qty Header/Description/Data

- IG070110 1 1 SQUAD BENCH END RESTRAINT FOR USE WITH HOPS**
 Install a restraint that is 16" above the seating surface at the head end of the bench. Standard for use in conjunction with HOPPS 3-point seat belts.
 DWG #105078
- IG10A000 1 1 BENCH HOLD OPENS: gas**
 Install gas spring hold opens on squad bench lid.
- IG10Q000 1 1 BENCH HOLD-DOWN: paddle latches (Pair)**
 Install recessed paddle latches into the squad bench riser to retain the squad bench lids in the closed position. The latches shall be both passive and positive.
- IG15A000 1 1 BENCH CUSHION EDGE TRIM:**
 Trim bench cushion edge with protective aluminum trim, to protect horizontal edge of squad bench cushion from tears.
- IG15B000 1 1 BENCH BACK CUSHION: full size**
 Delete individual squad bench back cushions. Install full size cushion.
- IK17E000 0 1 SHARPS/WASTE STORAGE IN A PULL OUT DRAWER IN SQUAD BENCH**
 Install a drawer in the face of the squad bench in the specific location noted below. This drawer will house both sharps and waste containers.
 Locate: HEAD OF BENCH PER DRAWING
- IK18AA00 1 1 CURBSIDE OVERHEAD CABINET: hinged doors**
 Storage shall be provided above the squad bench. The storage shall run the full length of the squad bench and shall be accessed through hinged Plexiglas doors that are held in the open position with gas activated rods. The entire cabinet shall be fabricated from aluminum. The cabinet is to be 9" H to meet current K requirements.

J INTERIOR CABINETS, FRONT

Hall-Mark Fire
 Michael Day

Friday, March 04, 2016
 3:48:10 PM

Print Features
 Rev 1 Page 13 of 26

FSA16-VEF12.0

Selected Feature List 11915

SPEC#03, FREIGHTLINER M2



Year: 2017
 Chassis: Freightliner 108"
 Model: 623

Option Std Qty Header/Description/Data

JAK03000 1 1 FRONT WALL CABINET:
 The front wall cabinet shall be arranged per drawing. Additional configuration information may follow.
 Cabinet wall finish: paint

JE040000 4 4 FRONT WALL DOORS: Plexiglas
 Front cabinet wall to have hinged Plexiglas doors, and latch type as designated.
 Type: Plexiglas
 Latch Style: Southco

JK13C000 1 1 CAB TO MODULE WALKTHROUGH DOOR, HINGED
 Install a recessed hinged front cabin closeout door on the right front compartment wall.
 This door cannot be deleted for credit in a non walkthrough vehicle.

K MODULE INTERIOR ACCESSORIES AND TRIM

KG02A000 0 4 I.V. HOOKS: Perko
 Install Perko I.V. hook where indicated.
 Locate: SHIP LOOSE

KG02B000 2 2 IV HANGER, CAST PRODUCTS WITH RUBBER ARM
 Cast products recessed IV hangers with rubber arms for attaching solution bags shall be installed in the designated locations.
 Locate: Per prints

KG09B000 1 1 CEILING GRAB RAIL: standard (2) 2ft rails or (1) 6ft rail anti-microbial
 Cabinet wall "A" will have (1) 6' rail over cot as standard.
 Cabinet wall "B" will have (2) 2' rails, 1-forward and 1-to rear of CPR seat.

KG09D000 0 1 GRAB RAIL: additional 6ft with anti-microbial coating
 Additional (6)ft long ceiling mounted stainless steel grab rail with anti-microbial coating.
 Locate:

FSA16-VEF12.0

Selected Feature List 11915

SPEC#03, FREIGHTLINER M2



Year: 2017
 Chassis: Freightliner 108"
 Model: 623

Option Std Qty Header/Description/Data

- KG09K000 1 1 PATIENT DOOR GRAB RAILS: angled with anti-microbial coating**
 All patient access doors to have heavy duty angled stainless steel grab rails with smooth radius corners and flange mounting and anti-microbial coating.
- KG110000 1 1 FLOOR TRIM**
 Trim floor with cove molding at non rolled areas of floor.
- KG120000 1 1 CABINET TRIM**
 Trim all vertical and horizontal edges.
- KG16B000 1 1 CEILING MATERIAL, PLATINUM WHITE ALUMINUM COMPOSITE**
 The standard module ceiling material shall be platinum white aluminum composite.
- KG17A000 2 2 FIRE EXTINGUISHERS: 5lb ABC**
 Supply five pound fire ABC extinguisher(s). Ship loose, or identify mounting location(s).
 Locate: SHIP LOOSE

L COT MOUNTS AND ACCESSORIES

- LG03G000 1 1 STAT TRAC:**
 The Ferno Washington Stat Trac system shall be installed.
 Note: This option complies with GSA change notice 8.
 Cot Model:
 Locate:
 !!! OPTION CB07D000 MUST BE SELECTED IN CONJUNCTION WITH THIS OPTION.

M LIGHTBARS FRONT AND REAR

FSA16-VEF12.0

Selected Feature List 11915

SPEC#03, FREIGHTLINER M2



Year: 2017
 Chassis: Freightliner 108"
 Model: 623

Option Std Qty Header/Description/Data

MAM148F0 1 1 FRONT LIGHTBARS FOR 96" BODIES

0 1 LIGHT BAR: custom front
 mam15y00 Install special front light bar.
 Model: WHELEN 55" FREEDOM BAR
 Configure: RRWRWWRRR

0 1 LIGHT BAR MOUNT: cab roof
 mam20a00 Mount light bar on cab roof.
 Model: selected above

MM ELECTRICAL EMERGENCY VISUAL WARNING SYSTEMS

MM01A000 0 1 WIG WAG HEADLIGHTS:
 Install wig wag headlight flasher.

MM030000 1 1 WHELEN M SERIES LIGHTING OPTIONS:

0 2 M6 SERIES LED, RED
 mm06r000 Whelen M6 series L.E.D. lights shall be installed in the designated locations.
 Location: ABOVE EACH REAR WHEEL WELL
 Lens color: CLEAR

0 2 M7 SERIES LED, RED
 mm07r000 Whelen M7 series L.E.D. lights shall be installed in the designated locations.
 Location: (1) EACH CHASSIS FENDER AS INTERSECTION
 Lens color: CLEAR

0 1 M9 SERIES LED, AMBER
 mm09a000 Whelen M9 series L.E.D. lights shall be installed in the designated locations.
 Location: CENTERED ABOVE REAR ENTRY DOORS
 Lens color: CLEAR

Hall-Mark Fire
 Michael Day

Friday, March 04, 2016
 3:48:18 PM

Print Features
 Rev 1 Page 16 of 26

FSA16-VEF12.0

Selected Feature List 11915

SPEC#03, FREIGHTLINER M2



Year:

2017

Chassis:

Freightliner 108"

Model:

623

Option Std Qty Header/Description/Data

0	10	M9 SERIES LED, RED	
mm09r000		Whelen M9 series L.E.D. lights shall be installed in the designated locations.	
		Location:	(2) STREETSIDE (2) CURBSIDE (2) FRONT FACE OF BODY (2) REAR FACE OF BODY, WINDOW LEVEL (2) REAR FACE OF BODY, UPPER OUTBOARD CORNERS
		Lens color:	CLEAR
0	1	M9 SERIES LED, WHITE WITH CLEAR LENS	
mm09w000		Whelen M9 series L.E.D. lights shall be installed in the designated locations.	
		Location:	CENTERED FRONT FACE OF BODY
MM7A0000	0	1 M Series control wire	
		The selected M Series lighting is to feature pattern programmability from the control panel. Include pattern and sync wires in the harness.	
		Lights:	

MN AUDIBLE EMERGENCY WARNING SYSTEMS

MN09N000	1	1 AIR HORN: medium duty chassis	
		The chassis shall have air horns installed from the chassis manufacturer. The air horns shall use the chassis air system. The air horns can only be activated when the vehicle is in gear.	
		Trumpet Locate:	
		Activation:	
MN100000	0	1 FOOT SWITCH AIR HORN ACTIVATION	
		Install a foot switch for air horn activation as noted below:	
		Location:	
MN35CA00	0	1 SIREN, WHELEN #295SLSA1	
		A Whelen #295SLSA1 siren shall be installed.	
MN40A000	1	1 SIREN INSTALL:	
		The siren listed above shall be supplied and mounted as defined.	

Hall-Mark Fire
Michael DayFriday, March 04, 2016
3:48:21 PMPrint Features
Rev 1 Page 17 of 26

FSA16-VEF12.0

Selected Feature List 11915

SPEC#03, FREIGHTLINER M2



Year: 2017
 Chassis: Freightliner 108"
 Model: 623

Option Std Qty Header/Description/Data

MN45FL00 1 1 SPEAKERS: C.P. Freightliner
 Cast Products speakers #SA3805 to be mounted in front bumper.

MN50A000 1 1 SPEAKER INSTALL: bumper
 Speaker Selections (Bumper Installed)

O LIGHTS

OL09M000 0 1 KKK SIDE BODY MARKER LIGHTS, M6 SERIES L.E.D. (PAIR)
 Install red Whelen L.E.D. M6 series turn/marker lights on each rear side of the module body. Lights provide module body night time side lighting visibility and turning signal indication.

OL34L000 1 1 LED EXTERIOR COMPARTMENT LIGHTING
 All exterior compartments will be lighted with LED strip lighting. A vertical strip will be installed inside both sides of each compartment. The lights shall be directed toward the back of the compartment.
 Note: This does not include wheelwell compartments.

OL350000 0 1 ICC MARKER LIGHTS
 LED ICC marker lights shall be installed.

OM25CW0 0 6 M9 SERIES LED SCENE LIGHT
 Install Whelen M9 series LED side scene lights.
 Locate: (2) PER SIDE FOR SCENE LIGHTS
 (2) OVER REAR DOORS FOR LOAD LIGHTS

OM30D000 0 1 TAIL LIGHTS, M6 SERIES
 Whelen M6 series brake/tail, amber arrow turn and backup lights to be installed in the selected location.
 Locate: PER DRAWING

FSA16-VEF12.0

Selected Feature List 11915

SPEC#03, FREIGHTLINER M2



Year: 2017
 Chassis: Freightliner 108"
 Model: 623

Option Std Qty Header/Description/Data

P ELECTRICAL POWER GROUP

PAL00006 1 1 INTELLIPLEX i4G:
 Install the Intelliplex i4G electrical system. System is to include a USB port installed under the dash for ease of programming.

PAL00A00 0 1 MODULE DISCONNECT DEFAULT
 The module disconnect circuit shall default to the "on" position when the battery switch is activated.

PAL01B00 1 1 BATTERY SWITCH: std. operation
 The "Master" battery switch shall switch battery power "on" and "off" to the ambulance body and conversion added electrical circuits only. All OEM chassis electric's, (headlights, ignition, keep alive) shall remain wired "hot" and have no ability to be switched "off", and provide circuit function as provided by the chassis manufacturer.
 NOTE: DO NOT MODIFY OEM BATTERY SWITCH UNLESS STATED BELOW.

PAL02200 1 1 INVERTER INSTALL OPTIONS:

0 1 INVERTER:20-1050CUL w/charger, interface
 pal02k00 A Vanner #20-1050CUL combination inverter /charger shall be installed in the vehicle's designated electrical equipment location. Included will be a Vanner Interface Module, Inverter Status Panel, and Charger Status Panel. A switch will be installed in the inhalation panel for inverter activation. The charger will be wired to the shoreline circuit.
 Locate: STREETSIDE INTERMEDIATE COMPARTMENT

PAL30A00 2 2 110V INTERIOR OUTLET
 Two 110V interior outlets are provided as standard on all models. The standard locations are in the inhalation area and the wall over the squad bench. List the standard outlet locations and any deviation from the standard, plus any additional outlet locations below:
 Locate: Inhalation area
 Locate: Wall over squad bench

FSA16-VEF12.0

Selected Feature List 11915

SPEC#03, FREIGHTLINER M2



Year: 2017
Chassis: Freightliner 108"
Model: 623

Option Std Qty Header/Description/Data

- PAL31C00 3 3 INTERIOR 12VDC OUTLETS: cigarette lighter type**
12 volt outlets to use cigarette lighter style connectors.
Locate: Inhalation area (2)
Locate: Front wall cabinet
Configure:

- PAL38E00 0 1 SHORELINE, KUSSMAUL SUPER AUTO EJECT, 20 AMP NON ARCING**
Install a 20 amp Kussmaul non-arcing auto ejection shoreline receptacle.
Locate: Street side of module body

- PAL40000 1 1 EXTRA 12VDC CIRCUIT BREAKER:**
An extra circuit breaker shall be installed.

- PL10A000 1 1 SWITCH PANEL MOUNT:**
Switch panel to be flush mounted in upper face of console.

- PL11A000 0 1 LIGHT PROGRAMMING: side rear scene**
The side rear scene lights shall be wired to transmission reverse, plus standard mode of operation.

- PL11B000 0 1 LIGHT PROGRAMMING: right side scene**
The right side scene lights shall come "on" when the side patient door is opened.

- PL11C000 0 1 LIGHT PROGRAMMING: load light**
The rear load lights shall be wired to transmission reverse, plus the standard mode of operation.

- PL11F000 1 1 PROGRAMMING: AUDIBLE LOW VOLTAGE ALARM**
Program an audible alarm to activate if the voltage drops below 11.8 volts for 120 seconds.

FSA16-VEF12.0

Selected Feature List 11915

SPEC#03, FREIGHTLINER M2



Year: 2017
 Chassis: Freightliner 108"
 Model: 623

Option Std Qty Header/Description/Data

- PL11G000 1 1 LIGHT PROGRAMMING: park brake**
 A warning shall display on the front console readout, advising to set the Parking Brake, should the modular disconnect switch be "ON" and the transmission placed in "PARK" or "NEUTRAL". It will also advise to Disengage the Parking Brake should the vehicle be placed into gear.
 Configure: wire alarm to activate with red flasher circuit
- PL19A000 1 1 REPORT LIGHT**
 Install a 12" Tecniq LED bar style report light.
- PL22C000 1 1 STEP WELL LIGHT:**
 Install a 10.5" LED Vista light strip in the standard location on the bench side of the step well. Light to activate with door open.
- PL24B000 0 3 FLUORESCENT LIGHTS:**
 Install 24 inch 12 volt fluorescent ceiling light fixtures. Wire to charger/conditioner in addition to standard mode of operation.
 Locate: PER DRAWINGS
- PL24T000 0 1 LAMP TIMER: programmable**
 Install an electronic momentary touch timer switch where specified. The switch will enable time limited operation of the below listed lights, with the battery switch in the off position.
 Locate: BENCH WALL
 Light(s) Controlled: LED DOMES
 SET ELAPSED TIME FOR 15 MINUTES
- PL27CA00 0 8 PATIENT CEILING DOME LIGHTS: WHELEN LED**
 Install Whelen 80COEHCR LED dome lights in the patient area ceiling per the locations listed below. The lights will have a high/low feature with the switch in the rear control panel.
 Locate: PER DRAWING
- PM110000 0 1 LIGHT PROGRAMMING: brake light**
 Lower red flashing lights to operate as brake lights when not in the warning mode.
 Configure: flashers to override brake light feature
 Note: feature to activate regardless of module disconnect status

FSA16-VEF12.0

Selected Feature List 11915

SPEC#03, FREIGHTLINER M2



Year:

2017

Chassis:

Freightliner 108"

Model:

623

Option Std Qty Header/Description/Data**Q HEATING, AIR CONDITIONING AND INTERIOR ENVIRONMENT****QH29L400 1 1 HEAT/AC FREIGHTLINER, DUAL COMPRESSOR, BOTTOM MOUNT
AUX CONDENSOR**

Install a ProAir 12V heat/AC system below the attendant seat. Unit is to include a replaceable filter at the air intake point. A dual compressor system shall be installed with an auxiliary AC condenser mounted between the chassis frame rails.

Note: Compressor to be ordered with the chassis.

QH29MX00 0 1 MAX COOL II DUAL A/C UNIT

Install a dual 12V air conditioning system as noted below. The second A/C unit shall be a ProAir 938. This system shall include a second evaporator and a 3-fan condenser and shall be run off of the auxiliary A/C compressor. This system shall include a separate 'High/Low' function at the second unit. This second unit shall operate as A/C only. An accumulator is required for this installation.

Locate: Above front wall cabinet

QH310000 0 1 3-PLY PANEL INTAKE FILTER

Install a 3-Ply Panel air intake filter ILOS. (1) 16.75" x 8.75" #10008973 for attendant seat base or above right front cabinet. (2) 13" x 18" #10009296 over #1 compartment or in bottom of linen cabinet. Filters will be behind stainless steel intake grills.

QL43N000 1 1 NFPA COMPLIANT VENTING-CAST VENTS

Install an NFPA style venting system to include a 400cfm exhaust vent along with a static vent. Install 9.5" square polished covers on both vents per drawings.

R CAB CONSOLE AND COMMUNICATIONS**RJ01A000 1 1 ANTENNA COAX 1:**

An RG 58U coax shall be installed so that the ambulance conversion need not be disassembled.

Exterior Termination: TO BE DETERMINED

Interior Termination: TO BE DETERMINED

Hall-Mark Fire
Michael Day

Friday, March 04, 2016
3:48:22 PM

Print Features
Rev 1 Page 22 of 26

FSA16-VEF12.0

Selected Feature List 11915

SPEC#03, FREIGHTLINER M2



Year: 2017
 Chassis: Freightliner 108"
 Model: 623

Option Std Qty Header/Description/Data

- RJ01B000 0 1 **ANTENNA COAX 2:**
 Install additional antenna coax and accesses.
Exterior Termination: TO BE DETERMINED
Interior Termination: TO BE DETERMINED

- RJ01C000 0 1 **ANTENNA COAX 3:**
 Install additional antenna coax and accesses.
Exterior Termination: TO BE DETERMINED
Interior Termination: TO BE DETERMINED

- RJ040000 1 1 **RADIO CABLE PULL WIRE**
 A standard pull wire for radio installation shall be installed from behind the driver's seat to behind the inhalation panel.

- RJ05B000 1 1 **FRONT CONSOLE:**
 A console shall be fabricated to coordinate with the interior cab color. Room shall be provided on the face of the console for installation of radio and siren controls.

- RJ05C000 0 1 **CONSOLE EXTENSION:**
 A box for mounting radio heads and storage maps, books, or binders will be attached to the standard engine cover console. Standard box includes (3) 2.5 storage sections, and 8.5 faceplate for radio mounting.

- RJ05CP00 0 1 **CUP HOLDERS**
 Install two (2) cup holders recessed into the console per drawing.

- RJ08A000 0 3 **RADIO POWER/GROUND:**
 Install three 6 gauge cables to positive and ground studs for radio power. Wire one constant hot, one ignition hot and one ground.
Locate: ACTION AREA, LOWER LINEN, CAB CONSOLE
Configure: battery switched, battery hot and ground

T OXYGEN AND SUCTION

FSA16-VEF12.0

Selected Feature List 11915

SPEC#03, FREIGHTLINER M2



Year: 2017
 Chassis: Freightliner 108"
 Model: 623

Option Std Qty Header/Description/Data

- TN002000 1 1 **OXYGEN BOTTLE MOUNT, VERTICAL TRACK FOR QRM-V**
 Vertical track for mounting of a QRM-V O2 bottle mount shall be welded on the back wall of the compartment in the right hand corner. The O2 bottle mount is adjustable for "M" or "H" size tanks.

- TN01MW00 1 1 **OXYGEN BOTTLE, CYLINDER BRACKET: Zico**
 Zico QRM-V oxygen bracket shall be installed.
 Locate: standard location
 Tank Size: "M"

- TN020000 0 1 **OXYGEN ACCESS:**
 A clear Plexiglas door shall be provided in the patient area wall for access to the oxygen cylinder valve. The door shall be hinged so that it swings into the oxygen cylinder storage compartment. The opening shall be trimmed with anodized aluminum edging. O.D. dimension of the access is 7" wide x 11" high.

- TN030000 2 2 **OXYGEN OUTLETS, STANDARD**
 Two oxygen outlets to be provided as standard and located in the inhalation panel unless relocated per option TN03RL00.

- TN03A000 0 1 **OXYGEN OUTLET: additional**
 Install additional oxygen outlet(s).
 Locate: WALL AT HEAD OF BENCH

- TN04A000 1 1 **ADAPTER TYPE: Ohio Diamond II**
 Oxygen outlets to be Ohio Diamond II.

- TN050000 1 1 **FLOWMETER:**
 Supply dial type flowmeter.

- TN060000 1 1 **OXYGEN WRENCH:**
 Install oxygen wrench in oxygen compartment. Mount secure so not left hanging. Mount with length of chain or cable so not removable.

FSA16-VEF12.0

Selected Feature List 11915

SPEC#03, FREIGHTLINER M2



Year: 2017
 Chassis: Freightliner 108"
 Model: 623

Option Std Qty Header/Description/Data

TN100000 1 1 VACUUM OUTLET: inhalation wall
 A single vacuum panel shall be installed in the inhalation area. The outlet shall be of the same style as the oxygen system and hooked to the onboard vacuum pump.

TN11B000 1 1 ASPIRATOR: SSCOR
 Install an SSCOR aspirator. The system shall include a #22000 wall mounted regulator, and a #23002 canister holder. Plumb to the pump selected.

TN12D000 1 1 VACUUM PUMP:
 Install a CAPL #D34 SE (T282) 12vdc electric suction pump.

U LETTERING

UP010000 0 1 LETTERING:
 Lettering to be included.
 COPY EXISTING FLEET

UP180000 1 1 DOOR REFLECTORS
 Install 2" x 12" strips of red Scotchlite at the top of each entry door placed horizontally.

Z00 0 1
 FACTORY INSPECTION TRIP

Z02 0 1 Factory Pickup and Transportation
 Allowance for vehicle pickup, transportation and drivers fee.
 F.O.B. CUSTOMER LOCATION

Z03 0 1 Dealer Prep. and Dealer Delivery
 Allowance for vehicle preparation and delivery.

FSA16-VEF12.0

Selected Feature List 11915

SPEC#03, FREIGHTLINER M2



Year: 2017
Chassis: Freightliner 108"
Model: 623

Option Std Qty Header/Description/Data

Z04 0 1 Fuel, Tags, Etc.
Allowance for fuel, tags and administrative.

Z06 0 1 STATE CONTRACT:
This vehicle is subject to state contract pricing.
FLORIDA SHERIFFS ASSOCIATION 3/4% FEE

Authorized Department Signature(s): _____

AMBULANCE SPECIFICATIONS**FSA16-VEF12.0****CHASSIS, 2017 FREIGHTLINER M-2, 174" WHEELBASE:**

The vehicle converter shall supply a 2017 174" wheelbase Freightliner M-2 chassis for the ambulance conversion. This chassis shall have a 108" cab-to-axle dimension. Chassis ordered with OEM air rides will include a Horton installed air tank drain line, running from the tank(s) to the bottom side of the rub rail.

ENGINE AND RELATED EQUIPMENT:

- Cummins "B" 6.7L with 240 HP @ 2,300 RPM, 560 ft. lbs. torque @ 1,600 RPM.
- Air cleaner restriction gauge installed in dash.
- 34 gallon fuel tank mounted under curbside cab step well.
- Alliance fuel/water separator with heater.
- Equiplo inboard fuel system.
- 750 watt engine block heater with receptacle.
- Horton HT 650 frontal air on/off engine fan clutch
- Single muffler and tail pipe mounted horizontally on right hand side with aftertreatment device and right hand mounted tail pipe.
- Low pressure oil indicator and high water temperature warning with light and buzzer
- Electronic cruise control
- 950 square inch radiator
- 6 gallon DEF tank
- 2010 EPS Emission Certification

TRANSMISSION:

- Allison 2200 EVS 5-speed automatic transmission with park pawl.
- Fire and Emergency programming.
- Transmission oil cooler and temperature gauge.
- Park switch on dash.
- Column-mounted shifter.

REAR AXLE:

- Ratio: 4.30:1

AMBULANCE SPECIFICATIONS**FSA16-VEF12.0****OVERALL WEIGHT RATINGS:**

- GVW: 20,000 lbs.
- Front Axle: 10,000 lbs.
- Rear Axle: 15,000 lbs.
- Front Springs: 10,000 lbs. Taper leaf
- Rear Suspension: 12,000 lbs. -Air suspension with air reservoir, dump control, and 15.5 cfm gear-driven air compressor.
- Manual dump control switches are to be installed at both the rear doors and in the cab. Automatic dumping will occur when the rear doors are opened. The air dump system will inflate when either the rear doors are closed, or, if the air dump override has been activated, when the vehicle is placed into gear and starting to move.
- A dash-mounted air gauge shall be installed.
- Dual rear leveling valves shall be installed.
- Shock Absorbers: Heavy duty front and rear.
- Frame Rails: 50,000 psi high strength steel.
- Air Compressor: 15.2 cfm gear-driven air compressor to include Bendix AD-9 air dryer mounted beneath the cab.

TIRES AND WHEELS:

- Quantity: Six (6) tires
- Tire Style: Michelin XZE with highway tread
- Tire Size: 245/70R19.5
- Wheels: (4) 19.5" X 6.75" polished aluminum disk wheels (front and outside rear).
- Wheels: (2) 19.5" X 6.75" steel wheels (inside rear)
- Wheel Seals: Chicago Rawhide

BRAKES:

- Brake system: Hydraulic disk with Wabco ABS brake system.
- Front: 15" x 1.44" hydraulically activated disk.
- Rear: 15" x 1.44" hydraulically activated disk.
- Parking Brake: 10" x 3" DCM parking brake, air activated
- Brake Control: Push-pull park brake on dash.

AMBULANCE SPECIFICATIONS

FSA16-VEF12.0

INTERIOR APPOINTMENT STANDARDS:

- M2 interior convenience package
- Air conditioning with integral heater and defroster
- Power windows
- Power door locks
- Grab handles
- Tinted glass
- Driver and passenger seats to be Bostrom Talladega 910 high back air suspension seats with dual armrests. Seats to be vinyl with cloth inserts
- Power steering
- Tilt/telescoping steering
- 19" wrapped steering wheel
- Courtesy lights
- Dual padded sun visors
- Door trim panels with storage pockets
- Cigar style 12V power point
- Cigar lighter and ashtray
- Driver Convenience group
- Molded fabric back panel
- Molded cloth headliner
- Molded instrument panel
- 'A' pillar cover
- Cup holders
- Black rubber floor covering
- A Delco XTA-2300 AM/FM/WB stereo/CD player with two (2) speakers installed in cab
- Low washer fluid warning light
- Factory gauges for oil pressure, fuel capacity, water temperature, air pressure, hour meter, and tachometer with converter-added digital display for ammeter and voltmeter
- Low air pressure warning light and buzzer
- Air restriction warning light in dash
- Dash-mounted regeneration switch

ADDITIONAL APPOINTMENT STANDARDS:

- Tilting fiberglass hood and fenders
- Frame-mounted front tow hooks
- Chrome plated front bumper
- Dual Grover 25" Stutter Tone hood-mounted air horns
- Dual electric horns
- Manual reset circuit breakers
- Halogen headlamps
- Intermittent windshield wipers
- Required ICC lights
- Parking/Hazard/Turn Signal Lamps
- Exterior grab handles near cab doors
- Deluxe insulation package
- Heated/motorized west coast stainless finished mirrors

BATTERIES:

The vehicle shall be equipped with three (3) 760 cca batteries located on a slide-out tray beneath the curb side forward compartment. The total cca rating for this vehicle shall be 2,280 cca.

ALTERNATOR:

A 320 amp Leece-Neville alternator shall be installed on the chassis.

Page 3 of 54

AMBULANCE SPECIFICATIONS**FSA16-VEF12.0****WARRANTY:**

The chassis manufacturer's standard vehicle warranty policies shall apply.

REAR STEP/BUMPER REINFORCEMENT:

The standard rear step shall be reinforced with 2" x 2" steel angle for added impact protection.

REAR STEP/BUMPER ASSEMBLY:

The rear of the vehicle shall be equipped with a step/bumper assembly to be fabricated from .125" polished aluminum diamond Treadplate. The assembly shall be spaced out from the rear kick plate a minimum of 1.5". The center section of the assembly shall pivot up and over center on two (2) .5" bolts to stay in the 'up' position. This section shall be a minimum of 9.5" deep and shall be constructed with grip-strut on the stepping surface to provide for better footing. The ends of the assembly shall be fixed diamond tread plate. The distance between the top of the step and the ground shall not be less than 16". The fold-up portion of the step shall be firmly held down with two (2) pin and socket holders to prevent rattling while the vehicle is in motion.

MIRROR: OEM

The mirror set shall be OEM supplied, and installed by the chassis manufacturer.

DIAMOND PLATE STEP WELL COVERS:

Diamond plate step well covers shall be installed on both the curb side and street side cab step wells. The covers shall be made of .125" thick polished diamond tread plate with a minimum 3003-H14 alloy. The street side cover shall include a Kwikiee pull out tray for chassis batteries.

SUSPENSION OVERRIDE SWITCH:

A manual air dump override switch shall be installed as noted below. This switch shall override the dump activated by opening of the left rear patient compartment entry door.

Switch Location:

REVERSE ALARM:

An audible alarm shall be installed to activate when the vehicle is placed into reverse gear. There shall be, installed on the front console and wired through the vehicle electrical system, a momentary cutoff switch to disable the alarm. This switch shall automatically reset each time the vehicle is placed into reverse gear.

AM/FM/CD PLAYER:

The OEM AM/FM/CD player shall be installed in the cab and wired to the OEM cab speakers. This unit shall also be capable of being wired to patient area speakers should they be required within this specification.

AMBULANCE SPECIFICATIONS

FSA16-VEF12.0

CONVERSION:

The following section describes the required body design, manufacturing process, and materials. Adherence to this section is of extreme importance to this purchaser due to space requirements and safety concerns. The bidder must meet this section as closely as possible without utilizing experimental or prototype designs in order to be considered for bid award.

MINIMUM BODY DIMENSIONS:

The completed vehicle shall have the following minimum dimensions:

(Exterior)

-Height: 91"
 -Width: 96.25"
 -Length: 173"

(Interior)

-Height: 72"
 -Aisle 48"
 -Length: 169"

OVERALL DIMENSIONS (Including Chassis, Module and Step):

-Height: 110" (to top of vent)
 -Width: 100"
 -Length: 295"

MODULAR BODY STRUCTURAL DESIGN REQUIREMENTS:

The module body shall be designed and fabricated with the following key elements in mind:

1. The greatest possible load carrying capacity is desired.
2. The safety of all vehicle occupants is of paramount concern.
3. The body design, including construction materials and fabrication techniques shall be proven to be durable.
4. The body shall be easily retrofitted to a new chassis should that need ever arise.

With these concerns in mind the following requirements have been established for the purposes of this specification:

The vehicle converter shall design and construct its own module bodies, and maintain an engineering staff at its manufacturing facility to handle any custom body changes that may be necessitated by this design. It is the intent of this purchaser to receive a finished product of the highest standards of quality available. Vehicle manufacturers who design and build their own bodies and who have the expertise of an engineering staff will possess a greater capacity as far as handling a custom project of this type than manufacturers who purchase their bodies from an outside vendor. Accountability and quality of the design and construction of the body are enhanced when the vehicle converter manufactures the body.

AMBULANCE SPECIFICATIONS

FSA16-VEF12.0

GENERAL BODY DESCRIPTION:

The construction process described within this specification will ensure that the body shall remain structurally intact. However, to achieve this level of quality and durability, the module body, including all doors, must be constructed correctly initially. This specification requires that the module body, including all doors, be built within a tolerance of one five-thousandths of one inch. To achieve this the vehicle manufacturer must use, as standard practice, precision computerized equipment such as found in Strippet machines and microprocessor controlled milling machines and chop saws. Use of precision equipment will ensure that all door openings, door handles and latches, body windows, and warning light assembly installation locations are of the correct size and square to the body. Cutting done by hand, such as with a jigsaw, is not desired unless it involves the chassis, or unless a warning light assembly must be located in such a way that it depends on the layout of the finished vehicle. (E.g. when a light must be centered within a paint stripe since the exact stripe location will not be determined until the module is built and mounted.) In addition, utilization of computerized equipment will simplify the production of replacement body panels in the event of an accident since the computer can duplicate a given part exactly. This includes documentation of all body light locations.

PAYLOAD REQUIREMENTS:

The vehicle payload shall meet or exceed that called for in the current KKK-A-1822 specification or NFPA 1917 standard. The vehicle manufacturer shall, upon notice by this purchaser, provide a written statement from an independent engineer that the model being offered has met this set of criteria. Before delivery of the completed unit the manufacturer shall weigh the vehicle. A written statement of those weights shall be affixed to the inside of the street side front #1 compartment door. This purchaser reserves the right to have the finished vehicle weighed independently upon delivery. If it is found that the written statement of weight provided by the manufacturer is inaccurate beyond what may be reasonably explained as a slight difference in the calibration of the scales, then the vehicle will be rejected. It should be noted that this purchaser, while interested in attaining the greatest possible payload, is unwilling to compromise on the structural requirements of a strong, durable, and safe body. All bidders must understand these factors supercede concern over payload, and that the lightest body (greatest payload) will not necessarily be deemed sufficient to meet the stringent quality and safety requirements set forth herein.

AMBULANCE SPECIFICATIONS

FSA16-VEF12.0

MODULE BODY CONSTRUCTION AND WARRANTY:

The module body shall be constructed per the following detailed specifications. Generally speaking the body shall be of all-aluminum construction. Aluminum is shown to reduce weight over several other materials. It also possesses anti-corrosion properties that are essential for a vehicle of this type. The exact aluminum material requirements are explained in further detail below. The choice of materials and the design shall allow the manufacturer to warrant the materials and workmanship of the module body for a period of thirty (30) years as set forth in the warranty section of this specification. The manufacturers structural warranty shall specifically cover:

- The continued and correct alignment of both compartment and access doors.
- Seam or joint separation in door construction.
- Aluminum interior cabinetry.

The warranty shall be fully transferable to a new owner should the vehicle ever be sold. In addition, should the manufacturer bidding this proposal re-chassis the vehicle within the period of the initial structural warranty, then an additional 5 years shall be added to the remaining amount of warranty coverage left at the time of re-chassis. This warranty shall be revalidated in five-year increments each time the body is mounted to a new chassis provided that the warranty has not expired, that this purchaser authorizes any necessary repairs, and provided that the original manufacturer performs the re-chassis.

CORNER POST SUPPORTS:

The body structure must be able to support the loaded weight of the vehicle in the unlikely event of a rollover. A structure is required that will enhance the safety of both patients and attendants in the event of an accidental collision. The foundation of a solidly built module body is the utilization of strong corner posts in both the sidewalls and the roof. A one-piece 90-degree radius post is required. The posts shall include a full length W shaped extrusion that forms a fully encased web inside the post for strength. This reinforcing member shall angle inward just before it joins the radius to form a small slot where the edges of the aluminum skin will be inserted prior to the final welding. Because the structural integrity of a body is derived from the corner posts, subfloor, and framework, corner posts that are a part of the exterior body skin (e.g. rolled corner posts) will not be considered, nor will corner posts which do not have an integral center reinforcement as part of the extrusion.

CORNER POST STRENGTH:

The corner post extrusions shall possess a minimum ultimate tensile strength of 27,000 psi (6063-T5).

ROOF EXTRUSIONS:

The horizontal roof extrusions shall conform to the same construction description as the vertical wall extrusions. They will, however, include an extruded drip rail as a part of the one-piece posts. Because the drip rail is a part of the post itself there will be no seams between the rail and the body above the rail. In addition there shall be drip rails installed above all body doors that are not full height. These rails shall attach via a durable adhesive.

AMBULANCE SPECIFICATIONS

FSA16-VEF12.0

WALL AND ROOF SKIN SUPPORTS:

The exterior wall and roof skins shall be supported on the inside by 2" square tubing with .125" wall. These structural supports shall be strategically located at the load bearing points of the module body. The roof structural support beams shall be spaced on minimum 12" centers for adequate load support. Wall tubing of .125" thickness or less will not be acceptable.

HORIZONTAL WALL SUPPORT:

In addition to the vertical wall supports there shall be a horizontal beam, located in the beltline area, to provide additional protection in the event of a side body collision.

GUSSET ENHANCEMENT:

Gusset supports, made from 2" square tubing, shall be installed throughout the vehicle for added strength. Each gusset shall be a minimum of 5" long at its longest point. A minimum of twenty-four (24) of these gussets shall be welded into the vehicle support structure. Areas of installation shall include but not be limited to: all door openings, all body corners, and above all wheel wells. Designs that utilize no gussets, or gussets of lesser material size or strength, are not acceptable.

EXTERIOR BODY PANELS:

The materials selected for the body skin have been chosen because of this vehicles expected heavy-duty cycle and the good wear characteristics that this material has shown in the field. The material shall be a minimum 5052-H34 alloy with an ultimate tensile strength of 38,000 psi. This material has been chosen because it is less prone to fail due to stress than other weaker materials such as 5052-H32 alloy.

EXTERIOR BODY PANELS (PART 2):

The thickness required for exterior body panels is:

-Side, front, and rear walls: .125"

-Ceiling and floor panels: .090"

Note: The roof shall be constructed with a single sheet of 5052-H34 .090" thick aluminum. This one-piece construction is preferred over a multiple piece design. The roof shall incorporate a 3/8" crown designed to allow water to drain.

AMBULANCE SPECIFICATIONS

FSA16-VEF12.0

FLOOR CONSTRUCTION:

Floors that are uneven or are incapable of adequately supporting the load being carried on the vehicle are unacceptable. For that reason thin floor panels and/or a lack of floor supports are not desirable. To prevent buckling, sagging, oil canning or any other structural breakdown of the flooring system a detailed description of the required construction process is provided.

The body subfloor shall be constructed of .090" 5052-H34 aluminum. The floor, from the front to the rear and from curbside to street side shall be supported by a minimum 2" x 3" tubular beams with a .25" wall. The floor just behind the axle shall be supported by a minimum 1.5" x 3" tubular beam with a .25" wall. All beams shall be strategically located at the load bearing points of the floor and welded into place. The interior of this vehicle shall contain no wood or wood products of any kind. The subfloor, above the aluminum sheet shall be specially constructed to provide both acoustic and thermal protection for the patient interior. It shall consist of the .090" aluminum with tubular understructure as noted above. The underside of this area is to be sprayed with a sound reduction coating. In addition, a .125" damping pad, a .125" sound barrier sheet, and a .625" aluminum composite floor panel shall be installed prior to installation of the vinyl floor covering. The purchaser reserves the right to inspect the process proposed by the bidder and to make determinations regarding the acceptability of that process. The resultant subfloor shall have no organic, wood, or wood products and shall be guaranteed against rotting or water absorption for a minimum of fifteen years. It shall not support or attract mold or fungus.

SKIN TO SUPPORT ATTACHMENT:

All exterior aluminum body panels shall be attached to the underlying structural supports via high performance polyurethane two sided tape. The tape shall have a polyurethane foam core for environmental resistance and an acrylic adhesive for a durable bond. The tape will be used as an insulating agent to hold the panels tightly against the structural supports, thus eliminating vibration and oil-canning. In addition to the tape attachment system, all panels shall be welded to structural members at the perimeters only. Welding in the center of the panels is not desired as the process will cause heat distortion of the body panels and lessen the overall quality of the finished appearance. Use of the tape, as described here, will eliminate heat distortion without damaging the structural integrity of the module body.

SKIN TO SUPPORT ATTACHMENT (PART 2):

Each body panel shall be welded to all horizontal frame members, including the roof extrusions. In addition, the panels shall be welded to the vertical corner posts. In the case of the roof, the perimeter of the one-piece roof sheet shall be stitch welded. This method of attachment shall provide a total welding application to the entire perimeter of the body skin and a taped/insulating application to the interior surfaces of all walls. Methods of panel attachment that utilize rivets will not be acceptable.

AMBULANCE SPECIFICATIONS

FSA16-VEF12.0

STRUCTURAL INTEGRITY VERIFICATION:

Structural integrity, as stated elsewhere in this specification, is of extreme importance to this purchaser. As such, it is required that the manufacturer maintain a program of simulated crash tests. The manufacturer's Hygee sled testing program must be current and have been maintained on a continuous basis for a period of time not less than ten years. In addition, the sled testing shall have subjected a body, built to the above-written specifications, to a minimum of 30 G's in both side and frontal impact conditions. Neither photographs of vehicles that have been involved in accidents, nor statements or observations relevant to an accident, be it from a customer or a manufacturer's representative, shall suffice as a substitute for this requirement. The sled testing must take place in a controlled environment whereupon meaningful engineering data can be gathered and applied to the structural design of the module body. Accidents that take place outside of this controlled environment do not yield any meaningful data. Therefore, real world accidents are considered anecdotal and cannot realistically be used by the manufacturer to judge the safety of a design.

MODULAR DOOR DESIGN:

Door panel separation, dirt accumulation at seams, paint imperfections, misalignment, and even malfunctions whereupon the door cannot be operated have been observed in many styles of door construction. These problems, along with the expected rugged use of the vehicle doors, shall be eliminated with a good overall design and construction process. With these thoughts in mind the modular doors shall be constructed as follows:

OUTER DOOR SKIN:

The door facing and edges shall be formed from a single sheet of aluminum. The aluminum used for the doors shall not be less than 5052-H34 alloy with an ultimate tensile strength of 38,000 psi. The material shall be .125" thick. All module doors shall be flush fit to the body side. The door panels must be welded at the corners.

INNER DOOR REINFORCEMENT:

Each door shall include an internal extrusion for added reinforcement. The extrusions shall extend around the entire perimeter of the door. Additional reinforcement shall be installed through the center of the door and around each window where applicable. In addition to the extrusions reinforcing each outer door pan, the extrusions themselves shall be reinforced through a dual joining method. First, each mitered corner, where the frame corners join, shall be fitted with a one-way solid aluminum insertable key. This key shall prevent the corner from pulling apart, and shall act as a solid aluminum internal gusset. Secondly, each corner where the frame joins shall be welded to further prevent any separation. The end result will be a rigid door that will not bend or flex and that will eliminate the other commonly seen structural defects described above.

AMBULANCE SPECIFICATIONS

FSA16-VEF12.0

INNER DOOR PAN:

An inner door pan shall fit flush with the inner edges of the door. Inner door pans that do not fit flush will have sharp or ragged edges exposed and will not be acceptable. The panels must be attached to the door structure with machine screws and "T" style Nutserts to prevent spinning stripping. Sheet metal screws or rivets will not be accepted. Lastly, a closed cell cross-linked polyolefin foam tape shall be used beneath the inner door panels to isolate the panels from the door frames. This process will prevent door rattling.

DOOR SEAL:

All module doors shall incorporate an extruded rubber seal located around the perimeter of the door. The seal shall insert into a groove in the inner door extrusion. Seals that are installed around compartment openings will be easily torn by the movement of equipment across them. In addition, glue will not be permitted except in the case of a double door compartment. The requested design does not include a groove on the underlying door edge of a double door compartment. That edge alone will require an adhesive. Glue for all seals is not desirable because of increased replacement time and insufficient durability.

DOOR JAMB:

All doorjamb must be separate from the body skin and must be welded to the 2" x 2" tubular body frame members so as to ensure continued door alignment and proper latching. The compartment frame shall be designed in such a manner as to provide extra protection around the compartment openings. The reinforcement tube shall be at least 1" wide. For added strength, the frame shall be at least .188" thick where screws are attached.

Prior to door installation the doors shall be true fit to the doorjamb. The fitting, prior to installation, shall provide added assurance that the door aligns properly with the doorjamb.

HINGING:

All doors shall have full-length stainless steel hinges. The hinges shall be .070" thick and shall incorporate a .25" diameter pin.

All hinges shall have un-slotted mounting holes for an exact and permanent installation. Hinges that utilize slotted mounting holes are unacceptable because of the continued adjustments that they require.

There shall be an anti corrosive material installed along the length of the hinge where the hinge meets the door frame to separate the stainless hinge from the aluminum body. This material shall be transparent so as not to be visible at any point while the door is being used.

HOLD-OPEN DEVICES:

The following door hold-open devices shall be installed:

- Compartment doors: Gas filled, 100-degree extension actuator
- Side access door: Gas filled, 110-degree extension actuator
- Rear doors: Cast Products grabber style devices

Spring-loaded devices are not desired because of their weaker holding capabilities and a lack of smooth door operation.

AMBULANCE SPECIFICATIONS**FSA16-VEF12.0****DOOR HANDLES AND LATCHING SYSTEM:**

A door latching system is required that provides safety to all on-board personnel and security to all stored equipment. The patient area must be capable of being quickly secured. The following minimum features are to be designed into the module door latching system:

- All door handles shall be rugged automotive style handles that are near flush with the outer door panel.
Each handle shall actuate a Nader rotary safety latch.
- The handle and latching system shall be designed by their manufacturer to accommodate electromagnetic activation. Paddle style or D ring style handles that must be retrofitted for this application are unacceptable.
- The entire exterior handle assembly shall be Tri/Mark Series 2200 cast metal that is chrome plated and buffed to a high luster.
- All doors shall have an exterior key lock.
- All three patient area access doors shall include both interior and exterior latch activators. The rear doors shall have an activator installed on the outside of each door. The interior activators shall be located in a recessed pan on the door. A manual lock/unlock device shall be located within the pan. This pan shall be powder coated cast aluminum for extra durability and for ease of decontamination. No plastic products shall be used for this application.
- Exterior double door compartments shall include two exterior latching devices, one on each door.
- The rear entry doors shall incorporate an emergency release lever located at each rotary latch. The emergency release handle shall allow emergency exit if a latch failure would occur.

The latching system shall be a proven system that has been subjected to the simulated sled tests as described elsewhere in this specification. Latching systems that have not been subjected to these tests will not have reliable data available as to installation and retention characteristics. Again, only controlled testing fulfills this requirement. Neither pictures of accidents, nor common observations gathered from damage surveys will suffice.

PATIENT AREA DOOR OPENINGS:**REAR DOORS:**

Two (2) doors shall be provided at the rear of the module body. The overall opening of the access to be a minimum of 54.3" in height x 46.75" in width. Both inside and outside door handles shall be installed on each rear door. Left rear doors that can only be activated from the inside are not acceptable. These doors are to incorporate emergency release levers as described above.

SIDE DOOR:

One (1) side door shall be provided on the curb side of the module body. The opening shall have minimum overall dimensions of 71.1" in height x 30" in width.

AMBULANCE SPECIFICATIONS**FSA16-VEF12.0****INSULATION**

The patient area, including the doors, shall be insulated with 2" Technicon polyfiber for both thermal and acoustic insulation. The headliner area of the vehicle shall include a barrier insulation of Reflectix material for increased protection.

STREETSIDE FRONT COMPARTMENT (#1):

The compartment described above shall feature the following minimum dimensions:

Clear Door Opening:	18.7" wide x 80.6" high
Actual Dimension:	21.4" wide x 83.6" high x 21.9" deep

This compartment shall be accessed through a single hinged door meeting the standards for door construction, hinging, and latching outlined within this specification. The compartment shall house the vehicle's primary O2 cylinder and shall be vented to the outside in such a way as to prevent moisture from entering the compartment. Under no circumstances shall vents be installed within the compartment door. The compartment itself shall be constructed as an individual box and welded into the body structural framing. The material used shall be .125" polished aluminum diamond plate that is continuously welded at all seams. The compartment shall include two strips of LED lights, one to either side of the compartment door, to provide lighting inside the compartment.

STREETSIDE INTERMEDIATE COMPARTMENT (#2):

The compartment described above shall feature the following minimum dimensions:

Clear Door Opening:	51.7" wide x 39.8" high
Actual Dimension:	55.4" wide x 43.0" high x 21.9" deep

This compartment shall be accessed through double hinged doors meeting the standards for door construction, hinging, and latching outlined within this specification. A portion of this compartment shall house the vehicle's required onboard electrical components as specified for use on this vehicle. The remainder of the compartment shall be utilized for storage of miscellaneous items as required by this purchaser. This compartment shall be vented to the outside in such a way as to prevent moisture from entering the compartment. Under no circumstances shall vents be installed within the compartment door unless they are required for airflow to equipment installed within this compartment. The compartment itself shall be constructed as an individual box and welded into the body structural framing. The material used shall be .125" polished aluminum diamond plate that is continuously welded at all seams. The compartment shall include two strips of LED lights, one to either side of the compartment door, to provide lighting inside the compartment.

AMBULANCE SPECIFICATIONS

FSA16-VEF12.0

STREETSIDE REAR COMPARTMENT (#4):

The compartment described above shall feature the following minimum dimensions:

Clear Door Opening:	32" wide x 39.8" high
Actual Dimension:	37.4" wide x 43" high x 22" deep

This compartment shall be accessed through double hinged doors meeting the standards for door construction, hinging, and latching outlined within this specification. This compartment shall be utilized for storage of miscellaneous items as required by this purchaser. This compartment shall be vented to the outside in such a way as to prevent moisture from entering the compartment. Under no circumstances shall vents be installed within the compartment door. The compartment itself shall be constructed as an individual box and welded into the body structural framing. The material used shall be .125" polished aluminum diamond plate that is continuously welded at all seams. The compartment shall include two strips of LED lights, one to either side of the compartment door, to provide lighting inside the compartment.

CURBSIDE REAR COMPARTMENT (#5):

The compartment described above shall feature the following minimum dimensions:

Clear Door Opening:	25" wide x 80.6" high
Actual Dimension:	29.6" wide x 83.6" high x 22" deep

This compartment shall be accessed through a single hinged door meeting the standards for door construction, hinging, and latching outlined within this specification. This compartment shall be utilized for storage of miscellaneous items as required by this purchaser. This compartment shall be vented to the outside in such a way as to prevent moisture from entering the compartment. Under no circumstances shall vents be installed within the compartment door. The compartment itself shall be constructed as an individual box and welded into the body structural framing. The material used shall be .125" aluminum that is continuously welded at all seams. The compartment shall include two strips of LED lights, one to either side of the compartment door, to provide lighting inside the compartment.

AMBULANCE SPECIFICATIONS

FSA16-VEF12.0

CURBSIDE FRONT COMPARTMENT (#6):

The compartment described above shall feature the following minimum dimensions:

Clear Door Opening: 22.1" wide x 68" high
Actual Dimension: 27.2" wide x 68" high x 28.5" deep

This compartment shall be accessed through a single hinged door meeting the standards for door construction, hinging, and latching outlined within this specification. This compartment shall also be accessible from the vehicle interior front wall area. This compartment shall be utilized for storage of purchaser-supplied jump kits and other miscellaneous items as required by this purchaser. The compartment itself shall be constructed as an individual box and welded into the body structural framing. The material used shall be .100" aluminum that is continuously welded at all seams. The compartment shall include two strips of LED lights, one to either side of the compartment door, to provide lighting inside the compartment.

COMPARTMENT #7:

The compartment described above shall feature the following minimum dimensions:

Clear Door Opening: 22.1" wide x 12.6" high
Actual Dimension: 27.2" wide x 12.6" high x 21.9" deep

This compartment shall be accessed through a single hinged door meeting the standards for door construction, hinging, and latching outlined within this specification. This compartment shall be utilized for storage of two vehicle batteries on a roll-out tray. This compartment shall be vented to the outside in such a way as to prevent moisture from entering the compartment. Under no circumstances shall vents be installed within the compartment door. This compartment shall be completely isolated from the vehicle interior. The compartment itself shall be constructed as an individual box and welded into the body structural framing. The material used shall be .125" polished aluminum diamond plate that is continuously welded at all seams.

KKK-A-1822 CERTIFICATION LABEL:

The vehicle shall have weight/payload, electrical load, and the current KKK-A-1822 certification stickers installed in the O2 compartment. Failure to provide these certification labels will be cause for rejection of the completed vehicle. Labels that are found to be falsified will also be cause for rejection of the completed vehicle. The purchaser reserves the right to request documentation showing that all required testing has been completed at the time of the bid opening. Failure to provide this documentation, if requested, will result in the bid being rejected without further consideration.

SPECIAL BODY REQUIREMENTS:

The requirements set forth in the following section of this specification represent items and features that may not be offered as standard by the bidder. If the bidder is unable to furnish any items listed in this section, then that inability must be listed and explained in the bidder's list of exceptions. Failure to do so will result in rejection of the bidder's proposal as being non-responsive.

AMBULANCE SPECIFICATIONS

FSA16-VEF12.0

6" DROP SKIRT DESIGN:

The curbside skirt, forward of the rear wheel well shall be dropped six (6) inches. Two integral aluminum diamond plate steps shall be installed within the side access door step well for improved accessibility to the patient compartment. Under no circumstances shall this be accomplished by bolting an additional step to the step well. The design must be such that all steps are integral. The use of bolts, rivets, or any other type of fastener is prohibited.

SOUNDPROOFING:

To insure good working conditions and to create a stable patient environment, the vehicle shall be manufactured with particular attention paid to sound control. The following process must be performed throughout the manufacturing cycle of the vehicle:

1. Underbody shall be completely sprayed with sprayable, non-flammable latex sound control coating
2. Body Interior walls, roofs and interior compartment walls shall be sprayed with sprayable non-flammable latex sound control coating
3. The interiors of all access doors shall be sprayed with sprayable non-flammable latex coating
4. The backs of all interior cabinets shall be wrapped in antiphon damping material
5. Door interiors are to be lined with polydamp intefoam extensional damping pad
6. The body structural tubes shall filled with non-resonating dampening material
7. Side stepwell areas are to be backed with PT Damping Pad
8. All walls shall be insulated with 2" Technicon polyfiber acoustic insulation. Headliners shall be double insulated with 2" Technicon Polyfiber and a Reflectix barrier.
9. A .125" damping pad, a .125" sound barrier sheet, and a .625" composite floor panel sandwiched between aluminum sheets shall be installed prior to installation of the vinyl floor covering.
10. A chassis tuned VI-Tech mounting system shall be used to provide vibration reduction and structure borne noise attenuation.

MODULE BODY HARDWARE:

The following section lists hardware items that are to be installed on the vehicle body.

AMBULANCE SPECIFICATIONS

FSA16-VEF12.0

WINDOWS, MODULE BODY ENTRY DOORS:

The rear module body access doors shall include windows. The two rear doors shall feature fixed windows. Each of these windows shall measure 16.5"h x 17"w and shall be glazed and tinted in accordance with FMVSS. The windows shall have dark privacy glass. The windows shall meet FMVSS glazing standards. No films are to be used.

The windows shall be encased in extruded aluminum frames. Under no circumstances will RV style windows, windows that rely on rubber gaskets, windows that do not feature extruded aluminum frames, or windows that do not meet the above stated minimum dimensions be acceptable.

WINDOW, CURBSIDE OF BODY ABOVE SQUAD BENCH:

There shall be a fixed privacy window installed in the curbside of the body above the squad bench. This window shall measure 13.5"h x 34"w and shall have dark privacy glass. The window shall meet FMVSS glazing standards. No films are to be used. This window shall be encased in an extruded aluminum frame. Under no circumstances will an RV style window, a window that relies on a rubber gasket, a window that does not feature an extruded aluminum frame, or a window that does not meet the above stated minimum dimensions be acceptable.

WINDOW, SLIDING FOR SIDE ENTRY DOOR

The side entry door shall have a sliding privacy window. The window shall measure 16.5"h x 17"w and shall be glazed and tinted in accordance with FMVSS. The window shall have dark privacy glass. The window shall meet FMVSS glazing standards. No films are to be used. The windows shall be encased in extruded aluminum frames. Under no circumstances will RV style windows, windows that rely on rubber gaskets, windows that do not feature extruded aluminum frames, or windows that do not meet the above stated minimum dimensions be acceptable.

DOOR HANDLES:

The vehicle is to include Tri-Mark free floating door handles. The handles shall include a chrome finish and are to activate the door latches through the use of pre-stretched stainless steel cables. Latches using cables made of any other material or that are not pre-stretched are not acceptable. The interior door panels are to be three piece with a removeable center section allowing access to the latch mechanism for lubrication and maintenance.

EMERGENCY RELEASE PROVISION:

The manufacturer shall install emergency release latches at the top and bottom of the interior of the rear entry doors. These will allow egress in the event of a door latch failure. The release knobs are to activate the rotary at the top and bottom of each door. The knobs are to include black round ball-type surfaces for ease of grip and non-intrusive appearance.

AMBULANCE SPECIFICATIONS

FSA16-VEF12.0

Body mounts:

This purchaser requires a mounting system that provides a stable and durable attachment of the module body to the chassis frame. To accomplish this requirement the following body attachment method shall be used:

A minimum of (4) four Mounting platforms shall be attached along the outside of each chassis frame rail for a total of (8) eight. Each platform shall consist of (1) top plate of .375" thick steel and (2) side reinforcement plates made of .25" steel. There shall be a .375" full backing plate where the mount attaches to the frame rail. The plates shall be welded along all seams with a heavy continuous weld. The body substructure shall include a 1" by 3" solid aluminum tie down bar welded to each sub structure cross member. To complete the body to chassis attachment, a tuned mounting system shall be used. The elastomer mount shall be custom-tuned to the specific chassis type for vibration reduction, structure borne noise attenuation and to provide low profile, low frequency isolation necessary for ideal patient compartment conditions. Standard chassis furnished mounting donuts will not meet the requirements of this specification. The mount shall be attached to each platform by (2) .625" Grade 8 bolts with washers and locking nuts. The platform shall be attached to the chassis frame rail with a minimum of (3) .625" diameter Grade 8 bolts with washers and locking nuts. The fail safe elastomer isolation mount shall then attach to the aluminum body tie down bar with a .75" diameter Grade 8 bolt, a washer, and a locking nut.

The mounting system must have been subjected to a documented Hygee dynamic frontal impact test of at least 30 G's to verify the integrity of the mounting system in the event of a serious accident. No exceptions to this requirement are permissible.

SPLASH SHIELDS:

Stainless steel splash shields are to be installed on the lower front face of the module body just aft of the cab access doors. These shields are to have a #8 mirror finish and shall match the height of the diamond plate corners guards that are to wrap around the lower corner posts on the side of the body.

STAINLESS STEEL FENDERS:

Polished stainless steel fender flares shall be installed above each wheel well opening. The mounting of these flares shall provide for no contact between the stainless steel fender, fasteners, and the aluminum body skin. This is done to eliminate any contact between dissimilar metals and the electrolysis that may result.

RUB RAILS:

Polished stainless lower body rub rails shall be installed on each side of the module body. Each rail shall be securely installed yet simple to remove and replace in the event of damage. Each rail is to be a three piece assembly to include a channel style rub rail and two removable end caps. These rails are to have a #8 mirror finish. Rubber rub rails are not acceptable to this purchaser.

AMBULANCE SPECIFICATIONS

FSA16-VEF12.0

REAR ACCESS DOOR HOLD-OPEN DEVICES:

Cast Products "Grabber" style rear door hold-open devices shall be installed to maintain the rear access doors in the 'open' position. One loop shall be installed on each door, and the appropriate socket shall be installed on the body. These devices are to be chrome finish in lieu of Cast Products' standard finish.

ELECTRIC LOCKS, COMPARTMENT DOORS:

Power activated door locks shall be installed on all exterior compartment doors. Locks shall be activated by switches located at each patient area access door and in the front radio console. Each lock may be individually overridden by the use of a key. A separate lock switch will be located in the front radio console if option DL48D000 (wired to OEM locks) is not selected.

ELECTRIC LOCKS, ACCESS DOORS:

Power activated door locks shall be installed on patient area access doors. Locks shall be activated by switches located at each patient area access door. Locks may be overridden by a manual slide lever or by the door key. A separate lock switch will be located in the front radio console if option DL48D000 (wired to OEM locks) is not selected.

DOOR LOCKS WIRED THROUGH OEM SWITCHES:

The power door locks specified above are to be wired to the O.E.M. chassis door lock switches.

REFLECTORS ON ENTRY DOORS:

Red reflectors shall be installed on the inside on the patient area doors.

DOOR REFLECTION:

Red Scotchlite strips, 2" x 12", shall be installed horizontally across the top of each entry door. This material is in addition to the reflectors listed above.

MATEFLEX IN EXTERIOR COMPARTMENTS:

Mateflex material shall be cut to size and installed on the bottoms of all exterior compartments and shelves.

Color:

RUBBER-COVERED WALLS IN BACKBOARD COMPARTMENT:

The walls of the backboard compartment shall be covered with self-adhesive textured rubber matting to protect the walls and the equipment stored in this area from any damage.

Color: Gray

AMBULANCE SPECIFICATIONS

FSA16-VEF12.0

PAINT AND STRIPING:

A paint process is required that provides the highest possible gloss as well as superior color and luster retention characteristics. In addition, the paint process must provide a high resistance to chemical sprays, salt sprays, humidity, and temperature changes. Lastly, this process, given the expected life of the vehicle and its heavy-duty cycle, must resist chipping. The final paint application shall be free of material application imperfections such as orange peel, streaking, or a dull finish. Once painted, the vehicle shall be inspected under a black light to bring any small imperfections, not seen with the naked eye, to attention. Any such imperfections shall be repaired prior to the conclusion of the paint inspection process. The final application shall provide a high gloss on all body surfaces including the roof and excluding the underside.

PREPARATION:

To produce an acceptable paint finish, the following paint process must be used:

All body doors and hardware must be removed prior to any wash, prime, or final paint application. All material impurities and oils must be removed from the bare aluminum body. The entire module body, excluding the underside, will have all visible welds ground down and all material imperfections filled. The entire body, including the compartment doors, must be finished with a DA. It is also required that all door jamb areas be sanded to insure that no areas are missed with the DA process mentioned above. All holes (e.g. for hinge mounting, etc.) shall be plugged at this stage to prevent any cleaning agents from entering the module body framework. The body shall be prepared for paint by spraying with a high strength detergent followed by a water rinse. Next the body and compartment doors are to be sprayed with a phosphoric acid-based cleaner to remove dirt and oil and to etch the body for superior paint adhesion. The application of the acid-based cleaner shall be followed with a water rinse. Next, a conversion coating shall be applied to the body to enhance paint adhesion and to prevent corrosion. The body shall be rinsed with de-ionized water to prevent salts from accumulating on the surface. The body will, then, be baked dry prior to the application of Sikkens sealer/primer. Again, all module doors, though handled separately from the body, shall undergo the same process as described above.

PAINT:

Immediately after application of the sealer/primer the manufacturer shall apply a finish color coat of Sikkens BTLV 650 paint. The color coat is to be immediately followed by a clear coat. Once all coats are applied the unit is to be baked dry. This base coat/clear coat 'wet on wet' process is required over any other proposed process. Processes not meeting these specific requirements must be explained thoroughly within the bid.

POST-PAINT PROCESS:

Following the drying of all paint coats the unit is to be thoroughly inspected as noted above. The unit is to be polished and any blemishes repaired. All paint lines must be sanded and cleaned.

AMBULANCE SPECIFICATIONS

FSA16-VEF12.0

PAINT MANUFACTURER'S INSPECTIONS:

The manufacturer shall maintain an outside paint audit system. As part of that audit the paint manufacturer shall regularly receive and test sample paint panels that are painted along with module bodies. The paint manufacturer shall also provide regular onsite inspections of the vehicle manufacturers paint process to assure a consistent level of quality. Audit reports from these inspections shall be provided to management.

ADDITIONAL CORROSION PREVENTION MEASURES:

All locations where fasteners penetrate the outer skin of the module body shall be coated with ECK anti-corrosion agent. In addition, all fasteners that penetrate the outer skin of the module body shall be treated with an anti-corrosion agent to assure the maximum protection against vehicle corrosion and electrolysis.

NON-METALLIC HOLE INSERTS:

All locations where light heads and fenders attach to the aluminum body shall utilize threaded Nylon inserts to isolate the fasteners from the aluminum module body skin and structure. This practice, along with the other measures described above, shall act to minimize the threat of electrolysis.

PAINT WARRANTY:

The paint warranty provided by the converter must meet all warranty standards as set forth elsewhere within this specification. Bidder must submit a manufacturer's paint warranty certificate with the bid. Failure to do so will result in automatic rejection of the bidder's proposal.

CHASSIS PAINT COLOR:

The OEM chassis manufacturer's bright white paint shall be ordered on the chassis.

BODY PAINT COLOR:

The final paint application to the vehicle body shall be made with Sikkens Autocryl acrylic urethane paint.

Color: White
Number: FLNA4002

CABINET DOORS, PLEXIGLAS, HANDLES AND HARDWARE:

Information relative to interior door materials, handles, and hardware is provided below:

HANDLES FOR PLEXIGLAS DOORS:

All interior sliding Plexglas doors are to include extruded pull handles.

AMBULANCE SPECIFICATIONS

FSA16-VEF12.0

LATCHES FOR HINGED DOORS:

The hinged doors within the patient compartment are to utilize Southco Stainless Steel flush-style latches as noted below. These latches shall feature recessed pull ring style handles. The latches shall be both positive (mechanical latching) and passive (latches automatically).

Locking:

Non-Locking:

Note: Locking latch locations are to be noted on the drawings.

PLEXIGLAS COLOR:

The Plexiglas interior cabinet doors shall be a light gray tint.

STAINLESS STEEL COUNTERTOP:

The patient area countertop(s) shall be constructed of stainless steel. The countertops shall be pan-formed and shall incorporate a 1" retention lip around the perimeter of the material. Areas where the stainless steel material meets the vehicle walls shall be sealed to eliminate seams. The front lip on the countertop shall be protected with grip-lock material.

INHALATION PANEL:

To prevent contamination of the inhalation panel the panel shall be fabricated using no wood or wood based products. The material used shall be an aluminum composite material. This material shall not absorb liquids and shall not attract bacteria, molds or fungi. The material is to be covered with Formica material in a color matching that required within this document.

INTERIOR COLORS, UPHOLSTERY AND SEATING:

The patient area interior design is specified below:

INTERIOR COLOR SCHEME:

The following materials/colors shall be installed in the vehicle interior:

Floor:	LONCOIN BLACK ONYX
Risers:	WILSONART BLACK (option) STAINLESS
Walls:	WILSONART FASHION GRAY (option) SILVER METALLIC CG TECH
Cabinets:	FASHION GRAY PAINT
Upholstery:	GREYSTONE
Countertop:	STAINLESS STEEL (option) LG - MERAPI
Accent Stripe:	WILSONART FASHION GREY

INTERIOR STORAGE AREAS:

All interior storage cabinets, including the interior of the squad bench, shall be painted for ease of cleaning. Under no circumstances shall carpet be used within these storage cabinets as it is impossible to decontaminate. The paint color is listed within the "Interior Color" section of this specification. The paint shall be treated with an antimicrobial agent.

AMBULANCE SPECIFICATIONS

FSA16-VEF12.0

RISERS:

The interior of this vehicle shall be constructed without the use of wood or wood-based products. The risers shall be constructed of a reinforced structural composite consisting of a high density polypropylene core laminated between two layers of .024" aluminum skin. The composite shall then be covered by a Formica laminate to match the interior of the vehicle. The finished riser panels shall be impervious to water or other forms of moisture and must be guaranteed against rotting or decomposition. Formica laminate will not be installed on the risers if stainless steel riser options are selected.

ATTENDANT SEAT:

An attendant's seat base shall be fabricated from aluminum and shall be installed in a position at the head of the cot. The base shall house the vehicle's heat/AC unit as described in that section of this specification. The material shall be perforated to promote airflow to the unit. A USSC bucket type seat shall be installed on the seat base in the rear-facing position. The seat shall be upholstered to match the vehicle interior, and shall be capable of adjustment from front to rear and is to include an integral child safety seat. Under NO circumstances shall this seat be installed in any manner that allows it to swivel due to the lack of stability and weaker structural characteristics inherent in such designs. The seat shall include an integral 4pt seatbelt as described under the "seatbelt" section of these specifications.

SEAT BELTS:

Each seating position shall include a 4pt seat belt. Each belt shall include a 4 retractor system to allow all four belts to be fully retractable. Each belt shall also include quick one click design to ease their use. The belt at each position is to be outfitted with a removeable vest designed to guide the belt into the proper position, prevent the buckle from moving up or down and side to side, and offer better support and comfort to the seat occupant.

ALUMINUM INTERIOR CABINETS, STREET SIDE:

This specification requires an all aluminum modular cabinet design. Aluminum, a minimum of .063" thickness, is required over wooden cabinetry due to its lighter weight, greater durability, and the ease with which it can be decontaminated. The main cabinet wall shall be of modular construction. All individual cabinets shall be of welded construction. To insure the safety of patients and attendants in the rear of the vehicle, the main cabinet wall installation shall have been tested to a minimum frontal impact of 30 G's per the requirements of the Safety Certification section of this specification. The main cabinet wall may not be constructed of any wood or wood product. Wooden cabinetry can warp, expand, contract, splinter, separate, or crack. Wood will also harbor bloodborne pathogens whereas aluminum can be easily cleaned. Aluminum will remain stable and securely mounted (no fibers to compress) over many years and miles of continuous service. For these reasons, wooden cabinets, even when laminated with another material, will not be acceptable. Bids received that utilize any material other than that which is specified above will be considered non-responsive and will be rejected without further consideration.

AMBULANCE SPECIFICATIONS

FSA16-VEF12.0

CABINET TRIM:

The interior of the ambulance module shall have radius corner extrusions. The radius shall be a minimum of one and a half inches. The radius trim shall also include a removable cap that can be field replaced if damage occurs. (No Exception)

INTERIOR CABINETRY, STREET SIDE

All of the aluminum cabinetry within the vehicle shall be of welded construction. Methods of cabinet construction that utilize rivets or adhesives of any type will not be considered.

ALUMINUM CABINET WARRANTY:

The all aluminum cabinet construction, as described within this section, shall be warranted against any structural defects for a period of time not less than 30 years. This warranty shall be stated within the manufacturer's structural warranty document, and shall not be subject to any mileage limitations.

CABINET BEHIND ATTENDANT SEAT:

A vertical storage cabinet shall be located behind the attendant seat. The upper storage area shall house the primary electrical distribution area. The lower section shall be used for miscellaneous storage. The left and right cabinet walls shall be fitted with Unistrut shelf track for an aluminum adjustable shelf. Each area shall be accessed through hinged doors. The electrical distribution area shall include a Southco key lock/latching device. The entire cabinet shall be fabricated from aluminum. The interior of the cabinet shall be painted and trimmed as described in the cabinet construction section of the specification.

Number of Doors:	2 (Including Electrical Cabinet)
Number of Shelves (Adjustable):	2
Number of Shelves (Fixed):	1

INTERIOR OCCUPANT PROTECTION:

For the safety of the attendants working in the patient area, the vehicle shall be equipped with an interior occupant protection system incorporating an emergency inflatable airbag system at both the attendant and the CPR seat locations. In the event of a side impact rollover collision, the bags shall be triggered by an electronic sensor to inflate and protect the occupants against severe head strikes typical of such collisions.

ATTENDANT'S SEAT PROTECTION:

The attendant seat location shall be protected by an inflatable head cushion technology as well as a unique inflatable tubular system to prevent the attendant from impinging into the danger zones of the inhalation area.

CPR SEAT PROTECTION:

The CPR seat location shall be protected by a combination of an inflatable tubular system at the forward side to protect against entry into the inhalation area as well as a system of progressive resistance head protection cushions.

AMBULANCE SPECIFICATIONS

FSA16-VEF12.0

TESTING:

All airbag seating locations shall have been tested with a variety of occupant sizes. Those tests shall include Hybrid III fully instrumented test mannequins including 5% child (115 lbs.), 50% female (163 lbs.), and 95% male (195 lbs.). Testing shall have included at least fourteen (14) fully instrumented destructive dynamic roll crashes and an additional six (6) side impact destructive crashes. Roll crash testing shall be performed at 17-19G's while side impacts shall be approximately 27G's.

CERTIFICATIONS:

The vehicle must have been certified as compliant to standards ECE R29, SAE J2420, and SAE J2422. The bidder must show evidence that their service facility is trained and certified to service or to replace the airbags should the need arise. Such certification shall be attached to the proposal (NO EXCEPTIONS).

STREET SIDE CABINET WALL:

The street side main cabinet wall shall be constructed from aluminum as described above. Each cabinet within the cabinet wall shall be designed and constructed as an individual welded aluminum box. Each box shall be insulated and soundproofed. The boxes shall then be bolted together to form the main cabinet wall. This design will allow for future modifications to the cabinetry should equipment storage requirements be updated. The cabinet wall assembly shall be further insulated against noise and temperature extremes. The entire assembly shall be bolted to the module body structure. Cabinets that are welded or otherwise permanently affixed to the module body structure will be unacceptable. Such permanent installation methods limit the ability to make design updates at a later time. They also increase the time and cost involved with regard to remounting the body onto a new chassis should that occasion ever arise. Likewise, cabinets mounted with the use of either rivets or adhesives of any kind will not be considered without exception.

Cabinet wall design: See Drawings

STREET SIDE CABINET WALL:

The street side main cabinet wall shall be constructed from aluminum as described above. Each cabinet within the cabinet wall shall be designed and constructed as an individual welded aluminum box. Each box shall be insulated and soundproofed. The boxes shall then be bolted together to form the main cabinet wall. This design will allow for future modifications to the cabinetry should equipment storage requirements be updated. The cabinet wall assembly shall be further insulated against noise and temperature extremes. The entire assembly shall be bolted to the module body structure. Cabinets that are welded or otherwise permanently affixed to the module body structure will be unacceptable. Such permanent installation methods limit the ability to make design updates at a later time. They also increase the time and cost involved with regard to remounting the body onto a new chassis should that occasion ever arise. Likewise, cabinets mounted with the use of either rivets or adhesives of any kind will not be considered without exception.

Cabinet wall design: See Drawings

AMBULANCE SPECIFICATIONS

FSA16-VEF12.0

CABINET SHELVING:

All interior cabinet shelves shall be fabricated from aluminum. The shelves shall utilize mini Unistrut adjustable shelf track.

Quantity:

Locate:

TESTING AND STRUCTURAL INTEGRITY:

The cabinet wall design and construction methods described within this specification shall have been subjected to Hygee sled testing as described within the "Safety Certification" section of this document. This testing shall have been performed to a minimum of 30 G's. This testing is in addition to all other testing, whether mandated or voluntary, that has been performed. The cabinet wall shall not be, in any way, responsible for any portion of the module body's structural integrity. However, the cabinet wall, as well as the methods and materials used to attach the wall to the vehicle, must be structurally sound in the unlikely event that this vehicle is involved in an accident. This testing is required as an added assurance that the vehicle interior is crash-stable and safe for all vehicle occupants. Proposals that include cabinet wall designs that have not been subjected to this testing will be rejected on the basis of being non-responsive.

TESTING AND STRUCTURAL INTEGRITY:

The cabinet wall design and construction methods described within this specification shall have been subjected to Hygee sled testing as described within the "Safety Certification" section of this document. This testing shall have been performed to a minimum of 30 G's. This testing is in addition to all other testing, whether mandated or voluntary, that has been performed. The cabinet wall shall not be, in any way, responsible for any portion of the module body's structural integrity. However, the cabinet wall, as well as the methods and materials used to attach the wall to the vehicle, must be structurally sound in the unlikely event that this vehicle is involved in an accident. This testing is required as an added assurance that the vehicle interior is crash-stable and safe for all vehicle occupants. Proposals that include cabinet wall designs that have not been subjected to this testing will be rejected on the basis of being non-responsive.

CPR SEAT HEAD PROTECTION:

The progressive resistance head protection cushions shall incorporate layers of foam of increasing densities. Should a head strike occur, then the increasing density of the cushion as the impact progresses shall lessen the likelihood that the head will reach the aluminum cabinet material behind the cushions. It should be noted that standard single density foam cushions will not meet the requirements of this section. The bidder must have performed both actual impact tests as well as computer simulations in order to test the efficacy of this material in reducing head strike intensities to a survivable rate.

AMBULANCE SPECIFICATIONS

FSA16-VEF12.0

RESTOCKING CABINET FRAMES, STREETSIDE:

The street side cabinet(s) listed below shall feature sliding Plexiglas doors that hinge upward for cleaning and restocking of the cabinet in addition to the normal sliding mode of operation. The extruded door frame shall be installed at the top with a full length piano hinge. This will allow the entire frame to flip upwards providing complete access to the cabinet. The door and frame shall be held in the "up" position with two gas-charged cylinders, and in the down position with two sliding dead bolt type latches. The remainder of the door construction shall adhere to the appropriate section of this specification.

Locate:

Locate:

Locate:

CPR SEAT STORAGE:

The CPR seat cushion shall be hinged upward to allow for access to the area beneath it. This area shall provide miscellaneous storage. The storage area shall be fabricated with aluminum diamond plate and shall be as large as is possible given the location of the exterior compartmentation and wheel house.

RECESSED PADDLE LATCH FOR LIFT UP CPR CUSHION

A recessed paddle latch will be installed in the cabinet riser to provide access to the CPR seat storage area.

SHARPES/WASTE DISPOSAL:

A sharps/waste disposal area shall be installed in a recessed area, fabricated from aluminum, in the inhalation counter top. The lid for this area shall include a spring-loaded hinged-down door through which access will be made to the waste container. The neck of the sharps container will protrude through the top surface of the lid for sharps disposal access. The hinged aluminum lid will provide access to both containers for removal and replacement.

INTERIOR CABINETS, CURB SIDE:

All of the cabinets located within this section shall meet the same standards for construction, design, materials, and testing as designated in the previous section. Failure of the bidder to provide cabinets meeting these criteria shall be grounds for rejection of the bid as being non-responsive.

SQUAD BENCH STORAGE:

A storage area, fabricated from .125" 5052-H32 aluminum, shall be installed beneath the squad bench cushions. This storage area shall be painted and trimmed per the cabinet construction section of this specification. Access to this area shall be gained by raising the bench cushion. This area shall be as large as possible given the presence of the wheelhouse directly beneath this area. Note that storage areas made of wood, whether or not they are laminated or otherwise covered with another material, will not be acceptable.

AMBULANCE SPECIFICATIONS

FSA16-VEF12.0

BENCH END RESTRAINT:

There shall be a barrier constructed at the head of the squad bench that will provide a 19" high restraint which, when working in conjunction with the above three point belt system will assist in securing the occupant in the event of a rollover collision.

BENCH HOLD OPEN:

24lb. Gas piston style hold-open devices shall be installed on the flip-up squad bench cushion. These devices will provide for smooth and simple operation. For that reason substitute hold-open devices, such as ratchet style devices, will not be acceptable.

BENCH HOLD DOWN:

Paddle style latches shall be installed on each flip-up bench cushion to hold the cushions in the 'closed' position. The operation of these latches shall be passive and shall require intentional unlatching in order to raise the squad bench cushion. Each latch is to be flush mounted in the face of the squad bench riser.

SQUAD BENCH EDGE PROTECTION:

An aluminum angled trim piece shall be installed along the bottom edge of each bench cushion. Each piece shall be bent to follow the contour of each cushion on the horizontal plane. These trim pieces shall provide added protection for the upholstery against extensive wear.

BENCH BACKREST:

A full backrest cushion shall be installed on the wall over the squad bench. The cushion is to extend the full width of the squad bench and shall be trimmed to match the interior of the vehicle. The upholstery shall be as described in the upholstery section of this document.

SHARPES/WASTE DISPOSAL:

An aluminum drawer shall be installed in the face of the squad bench per the instructions listed below. This drawer will house a sharps/waste disposal location. Both the sharps and the waste containers shall be easily removable from the drawer. The drawer will include a Southco latching device to hold it in the 'closed' position.

Locate:

BENCH CEILING CABINET:

A cabinet shall be installed at ceiling level over the full length of the squad bench. This cabinet is to be fabricated from .063" 5052-H32 welded aluminum. The interior of the cabinet shall be painted per the cabinet construction description listed elsewhere within this specification. The cabinet is to be accessed through hinged Plexiglas doors that are held in the 'open' position by gas piston hold-open devices. This cabinet is to be a maximum of 9" H to allow enough clearance between the bottom of the cabinet and the top of the seat below to meet KKK-F requirements.

AMBULANCE SPECIFICATIONS**FSA16-VEF12.0****ALUMINUM INTERIOR CABINETS, FORWARD WALL:**

Like all other cabinets in the patient area that are to be fabricated and installed by the manufacturer, the cabinets on the forward wall are to be fabricated from aluminum as dictated in the appropriate section above. Again, failure of the bidder to meet the criteria established within this specification with regard to cabinet design, construction, materials, and testing will be cause for rejection of the bid as being non-responsive.

FRONT WALL CABINET:

A cabinet shall be provided on the front wall of the patient area just inside the side access door. This cabinet shall run from floor to ceiling and shall be fabricated from .125" welded aluminum. The cabinet shall be anchored at both the top and bottom for stability. This stability must have been tested through a Hygee sled test of at least 30g's. Under no circumstances shall this cabinet be welded to any module body structural member. This storage area shall be used to house purchaser supplied bagged equipment and supplies.

Finish Material:	texture painted surface
Color:	per interior color scheme section
Shelf Quantity:	3 (.125" thick material)
Shelf Type:	1 fixed, 2 adjustable
Shelf Liner:	rubber matting

FRONT WALL CABINET HINGED DOORS:

Access to the front wall cabinet, as described above, shall be provided per the description below.

Door Type:	Hinged Plexiglas
Quantity:	4 (Equal size)
Locate:	Front wall cabinet
Latch Style:	Southco

Note:	The hinges on the front wall cabinet shall be polished stainless steel stamped from Grade 304 stainless steel to prevent corrosion.
-------	---

WALKTHROUGH PARTITION DOOR:

A hinged partition door shall be provided between the cab and the patient area. The door shall be constructed of high density urethane internally reinforced with layers or continuous strand and woven roving fiberglass. The door shall be impervious to moisture and shall be trimmed on both sides with a Formica laminate and shall be protected on all edges with aluminum trim that is screwed into place. The door shall fit into a recessed pocket when in the stored position. The recess shall be installed on the left side outer surface of the front wall cabinet facing the walkthrough. This recess will allow the door to be stored without any of the corners or edges protruding out into the walkway. The door shall include a fixed window that measures 11.5" in height by 15" in width. The door shall latch securely in both the open and closed positions. The design of this door shall not include the use of rivets without exception.

AMBULANCE SPECIFICATIONS**FSA16-VEF12.0****MODULE INTERIOR ACCESSORIES AND TRIM:**

The following section addresses interior accessories and trim features. All installation locations, as noted below, shall be strictly adhered to by the bidder. The items in this section will directly influence the quality of care given to the patient, as well as the safety of the attendants. For these reasons the installation locations listed below must be met without exception.

IV HOOKS:

Perko IV hangers shall be installed per the instructions listed below.

Quantity:
Locate:

IV HOOKS:

Cast Products recessed swing-down IV hangers shall be installed per the instructions listed below. These hangers are to be near flush mounted into the patient area ceiling to reduce their interference with the walkway when not in use. The arms of each hanger shall be rubberized so as to reduce the possibility of injury that may occur if contact is made with them. This style IV hanger shall be sufficient to meet Federal KKK-1822-E.

Quantity: 2
Locate: Mid body over squad bench
Locate: Mid body over cot
Locate:

ANTI-MICROBIAL COATED COT CEILING GRAB RAIL:

A grab rail shall be installed in the ceiling as noted below. This rail is to be constructed of stainless steel. Integral stanchions shall be welded into place at fixed points along the length of the rail for attachment to the ceiling. The rail shall attach through aluminum mounting plates that are welded to the module roof structure for strength and durability. Because contamination occurs most often as a result of contact, this feature must be treated with an anti-microbial agent consisting of an inorganic ceramic coating embedded with silver ions. This coating shall be effective against a broad range of microbes including bacteria, molds, algae and fungi.

Split Rails For Cot: Two 2' sections
Locate: Each side of CPR seat over cot
OR
Single Rail For Cot: A single 6' rail
Locate: Over cot

AMBULANCE SPECIFICATIONS

FSA16-VEF12.0

ANTI-MICROBIAL COATED BENCH CEILING GRAB RAIL:

A grab rail shall be installed in the ceiling as noted below. This rail is to be constructed of stainless steel. Integral stanchions shall be welded into place at fixed points along the length of the rail for attachment to the ceiling. The rail shall attach through aluminum mounting plates that are welded to the module roof structure for strength and durability. Because contamination occurs most often as a result of contact, this feature must be treated with an anti-microbial agent consisting of an inorganic ceramic coating embedded with silver ions. This coating shall be effective against a broad range of microbes including bacteria, molds, algae and fungi.

Size: 6'
 Locate:

PATIENT AREA DOOR GRAB RAILS:

Angled door handles shall be installed on the interior door panels of each access door. The handles shall be one-piece and shall be constructed of stainless steel. The handles shall feature smooth radius corners and flange mounts at each attachment point. Because contamination occurs most often as a result of contact, this feature must be treated with an anti-microbial agent consisting of an inorganic ceramic coating embedded with silver ions. This coating shall be effective against a broad range of microbes including bacteria, molds, algae and fungi.

COVE MOLDING:

A radius cove molding shall be installed at all areas of the floor that may have seams.

PROTECTIVE EDGE TRIM:

The 90 degree edges of the squad bench, the attendant seat riser, and the front wall cabinet shall be protected by a chamfered trim angle.

CEILING:

The patient area ceiling shall be constructed of a bright white Alcopla aluminum composite material consisting of a polyethylene core laminated between two sheets of coated aluminum. The headliner shall be smooth, impervious to moisture, easy to clean and durable. It shall have the same rate of expansion and contraction as the aluminum body. Headliner that is padded or upholstered in any way will not be considered, nor will any headliner made of wood or wood products due to the lower degree of durability and the risk of contamination inherent in such materials. Plastic, fiberglass or ABS headliner material is not acceptable due to the cracking commonly causing by the differing rates of expansion. Lastly, the headliner material shall be treated with an antimicrobial agent. The bidder, at the request of the purchaser, may be required to submit proof of the application along with a detailed description of the agent used and the types of organisms that it effects.

AMBULANCE SPECIFICATIONS**FSA16-VEF12.0****FIRE EXTINGUISHER:**

Two (2) 5# ABC fire extinguishers, with mounting brackets, shall be supplied on the completed vehicle per the notations below.

Quantity:

Note: Ship Loose

Locate:

Locate:

COT MOUNTS AND ACCESSORIES:

The following cot mounting hardware shall be installed per the instructions listed below. The installation shall meet the hardware manufacturer's installation guidelines. In addition, the installation process shall have been subjected to Hygee sled testing as outlined elsewhere within this document.

Does your installation meet the sled testing requirements?

COT MOUNT:

One (1) Ferno Washington Stat Trac cot mount system shall be installed per the instructions and recommendations of the hardware manufacturer. The cot mount installation must meet all requirements for cot retention as set forth in the current federal specification.

Cot Model:

LIGHTBARS:

Lightbar information, as may be required, is noted below:

FRONT LIGHTBAR FOR 96" BODY:

The lightbar specified below shall be installed per the lightbar mounting instructions that follow. This lightbar shall be a maximum of 86" wide for installation with a 96" wide body.

FRONT LIGHT BAR:

The light bar, as described below, shall be provided per the information listed below. Installation of this light bar on the vehicle shall follow the instructions given under the "Light Bar Mounting" section of this specification.

Model: WHELEN 55" FREEDOM BAR

Configure: RRWRWRWR

ELECTRICAL EMERGENCY VISUAL WARNING SYSTEMS:

Warning lights are to be installed per the following instructions:

M Series control wire

The unit shall include a control wire designed to allow for changing the flash patterns on the specified M Series lighting.

AMBULANCE SPECIFICATIONS**FSA16-VEF12.0****HEADLIGHT FLASHER:**

The vehicle headlights shall alternately flash through the activation of the appropriate switch on the cab control console. This feature shall be accomplished through a solid state flashing device that is a part of the primary electrical control board.

A programmable phase control shall be built into the system board to allow alteration of the light flashing sequence. The flash pattern must be capable of being switched from an alternating pattern to a pulsating pattern.

The phase of "on" time can be programmed to flash when desired for an effective light pattern. For instance: If the left grill light is flashing "on", the right flashing headlight is desired to be "on". Different flash patterns may be achieved through programming.

L.E.D. LIGHTING:

Whelen M7 Series red L.E.D. lighting shall be installed per the quantity and location requirements listed below. All lighting is to include the optional chrome flange.

Location: (1) EACH CHASSIS FENDER AS INTERSECTION
Lens color: CLEAR

L.E.D. LIGHTING:

Whelen M9 Series amber L.E.D. lighting shall be installed per the quantity and location requirements listed below. All lighting is to include the optional chrome flange.

Location: CENTERED ABOVE REAR ENTRY DOORS
Lens color: CLEAR

L.E.D. LIGHTING:

Whelen M9 Series red L.E.D. lighting shall be installed per the quantity and location requirements listed below. All lighting is to include the optional chrome flange.

Location: (2) STREETSIDE
(2) CURBSIDE
(2) FRONT FACE OF BODY
(2) REAR FACE OF BODY, WINDOW LEVEL
(2) REAR FACE OF BODY, UPPER OUTBOARD CORNERS
Lens color: CLEAR

L.E.D. LIGHTING:

Whelen M6 Series red L.E.D. lighting shall be installed per the quantity and location requirements listed below. All lighting is to include the optional chrome flange.

Location: ABOVE EACH REAR WHEEL WELL
Lens color: CLEAR

AMBULANCE SPECIFICATIONS

FSA16-VEF12.0

L.E.D. LIGHTING:

Whelen M9 Series white L.E.D. lighting shall be installed per the quantity and location requirements listed below. All lighting is to include the optional chrome flange.

Location: CENTERED FRONT FACE OF BODY

AUDIBLE EMERGENCY WARNING SYSTEMS:

The following audible emergency warning features shall be installed on the vehicle:

AIR HORNS:

One pair of 25" Grover Stuttertone air horns shall be installed and activated per the information provided below by the chassis O.E.M.

Trumpet Location: One on each side of the hood
Switch Location: Steering wheel and passenger's side of dash

FOOT SWITCH AIR HORN ACTIVATION:

A foot switch shall be installed as noted to below to activate the airhorns specified above.

Locate:

SIREN:

The vehicle manufacturer shall supply and install a Whelen 295SLSA1 siren as noted below.

Siren Location: Cab Radio Console
Quantity: 1

SIREN INSTALLATION:

The electronic siren specified above shall be installed in the designated location and wired for operation through the speakers noted below.

SIREN SPEAKERS:

Cast Products #SA3805 speakers shall be installed on the chassis per the instructions listed below. The speakers shall be wired for operation through the siren listed above.

Quantity: 2
Locate: Bumper mounted

SIREN SPEAKER INSTALLATION:

The siren speakers specified above shall be bumper mounted and wired for operation.

LIGHTING:

Lighting information is noted below:

AMBULANCE SPECIFICATIONS

FSA16-VEF12.0

SIDE BODY RUNNING LIGHTS:

One Whelen M6 Series L.E.D. light with a red lens and a chrome flange shall be installed on each side of the vehicle towards the rear of the body. These lights shall function as both running lights and turn signals.

EXTERIOR COMPARTMENT LIGHTING:

The compartment lighting for the exterior compartments noted above shall consist of LED lighting strips. Strips of LED lights shall be installed on each side of the compartment opening on the inside of the door jamb and shall direct the light back into the compartment. These light strips shall fit securely into clips installed in this location. These strips shall be semi rigid. Please note that rope lighting is not an acceptable alternative to this requirement.

ICC MARKER LIGHTS:

The required ICC marker lights for this vehicle are to be LED. Bidder should note that some lightbars have ICC lights already installed. In that case those lights shall be installed in lieu of the lights described here unless denoted within this document.

M9 SERIES LED SCENE LIGHT:

Whelen M9 Series LED Scene Lights shall be installed in the quantity and locations noted below. Each light shall include the optional chrome flange. These lights shall be activated by right and left side switches located within the front electrical control console. Additional means of activation, if any, are listed in the electrical section of these specifications.

Quantity:

Locate:

TAIL LIGHTS:

Whelen M6 Series L.E.D. tail/brake, back-up, and turn signal lights shall be installed on the rear of the module body per the instructions listed below. All six of these lighting assemblies shall include the optional chrome flange. The tail/brake and turn signals shall be L.E.D. style lights. The back-up light shall be halogen.

Locate:

ELECTRICAL POWER GROUP:

The vehicle electrical system is extremely important to this purchaser. The requirements for the onboard electrical system are noted in detail below. The bidder's electrical system, should it deviate in any way from that which is specified, shall be explained in great detail. This explanation shall present facts relative to the bidder's system only. The bidder shall not draw any comparisons between the electrical system being offered, and the system being specified. Any comparisons or decisions regarding one system versus another will be made solely by the purchaser and shall be based entirely on the written description as provided by the bidder at the time the proposal is submitted. All decisions made by the purchaser as to the merits of one system over another will be final and will not be subject to discussion, either verbal or written, at any point.

AMBULANCE SPECIFICATIONS

FSA16-VEF12.0

ELECTRICAL CONTROL SYSTEM STANDARDS:

The electrical control system must meet all current ambulance design standards to include, KKK 1822, NFPA 1917 and AMD. A system is desired that is easy to use, simple in design and allows electrical problem diagnosis and repair time to be minimized. The electrical system must be thoroughly engineered and manufactured to allow simple personnel operation. Finally, the system must be designed so that the probability of experiencing dead batteries, shorted electrical components and engaging in lengthy troubleshooting procedures will be reduced. In some cases the electrical output provided by the chassis charging system can exceed the alternator output. In addition, some electrical systems have not provided proper circuit protection and at times have not provided adequate wiring for the load. To address the above objectives, the following minimum electrical system design is required:

CONVERTER ADDED CHASSIS CHARGING ENHANCEMENT:

The basic design for the chassis electrical output system must include equipment that provides adequate electrical needs to operate the vehicle's electrical components. In addition, a system is desired that continually monitors the chassis voltage and amperage outputs. The end result of the desired electrical output system is longer battery life, less down time associated with charging system repairs, and the fulfillment of each and every emergency response.

BATTERY SELECTOR SWITCH:

A two-position power selector, turning the battery power to the ambulance systems either On or Off shall be furnished. The switch shall be located on or near the driver's seat base. Unless otherwise specified, the battery switch shall not disconnect power to the OEM chassis systems. Note: certain chassis are permitted from disconnecting chassis power with this switch.

Automatic Throttle Advance:

In order to reduce the number of component parts and unnecessary throttle linkages, the factory electronic throttle control shall be utilized to activate the throttle advance system. The controls shall require that the chassis be placed in Park or Neutral with the Module Disconnect switch in the On position and the Park Brake engaged before activation of the throttle advance. A digital display warning on the driver console, accompanied by an audible tone, must instruct the driver to Set Park Brake or Release Park Brake to engage or disengage the automatic throttle control. No Exceptions.

AMBULANCE SPECIFICATIONS

FSA16-VEF12.0

AUTOMATIC LOAD MANAGEMENT:

In order to insure that onboard personnel attention is focused on victim care rather than being occupied with monitoring vehicle systems, an automatic load management system is required. The bidder must provide a system that continually monitors the vehicles charging system while it is sitting on scene. The system design shall have the ability to automatically shut down not less than ten pre-programmed electrical circuits to prevent a deficit charging condition while the vehicle is sitting at idle. The system shall be programmed to constantly scan the electrical system.

If a deficit charging condition continues for more than one minute, a pre-programmed circuit shall shut down, correspondingly reducing the electrical draw. If the deficit condition continues, a second circuit shall automatically shut down. This process shall continue to repeat at one-minute intervals until at least ten circuits are shut down with corresponding load reductions. In the event any circuits are being controlled (disabled) by the load management system, the driver must be informed in two ways. First, a digital display warning shall appear on the driver information panel indicating Load Management Active. At the same time, the L.E.D. switch indicator light shall begin to flash for each specific circuit that is being disabled. Systems that cannot indicate specific circuits being affected by the Load Management System are not acceptable.

Load management systems must be programmed through a microprocessor based logic and memory system rather than a series of mechanical relays.

Systems that require manual activation of Load Management will not be acceptable. Once the deficit condition ceases to exist, the system must be capable of restarting any disabled circuit without any action required by the driver.

The bidder is required to furnish a system that permits the end user, if he so desires, to determine prior to production the order of priority for shedding loads. Although the entire system must function automatically, it must also be designed so that it can be set by the end user to a mode for restocking, training, or maintenance convenience. The System Off setting shall not be merely a switch which would permit the operator to easily turn off Load Management. The intent is to keep the system active at all times when the vehicle is in operation.

LOW AMPERAGE SWITCHING:

Electrical devices that are not activated automatically shall be controlled from either the cab or patient area control panels through the use of manual switches. A low amperage switch that sends only an on/off signal to the central electrical distribution area is required. The switches provided shall have documented durability ratings at a minimum of fifty million (50,000,000) cycles. The switch design shall include magnetic technology to attain the required durability ratings. Switches that are rocker style will not be acceptable due to their tendency to degrade and fail in continued field use. To eliminate loose or poor contacts, it is unacceptable to have soldered or terminal type connections for the switches. The switches must be an inherent part of the panels.

AMBULANCE SPECIFICATIONS

FSA16-VEF12.0

SWITCH "ON" INDICATOR LIGHT:

All switches (unless otherwise noted) on the panels described below shall include a red L.E.D. indicator light that will indicate when power is being applied to a circuit. Designs that have indicator lights that activate to indicate switch position only are not acceptable. In addition, the indicator lights shall be independently programmable to flash or steady burn as required to meet the end user specification.

SWITCH PANEL DESIGN:

Both the driver and the patient area switch panels must be designed so they can be easily decontaminated. Current designs make decontamination impossible when an attendant must use a contaminated glove to operate the switch panel while treating a patient. These areas become breeding grounds for bacteria. For this reason, the switch panels must be built in such a manner that there are no openings or crevices on the panel faces. The entire switch panel must be sealed with a protective overlay material. There shall be no printing or labeling on the face of this material. Holes in the panel through which switches, backlighting, or legends are inserted will be unacceptable. The panels must be cleanable with any commercially available spray type cleaner or disinfectant commonly used by EMS systems with no damage created by fluids leaking through openings onto the circuit boards or switch contacts.

The panel surface must be covered with a polyester film laminate for enhanced solvent resistance, strength, and durability. Both front and rear switch panels shall have been tested to at least a 24 hour exposure under DIN 42 115 Part 2 for the following commonly used chemicals: hydrogen peroxide <25%, bleach <20%, glycol, isopropanol, xylene, benzene, phosphoric acid <30%, ammonia <2%, hydrochloric acid <10%, acetic acid <50%, sulphuric acid <10%, diesel fuel, silicone oil, linseed oil, Windex, Formula 409, Fantastic, Wisk, Downey, washing powders, fabric conditioner, Ajax, and glycerin. The bidder shall be required, if asked, to provide the appropriate documentation showing that the above chemicals produced no visible damage after at least a 24 hour exposure. Bidders should be cautioned that commonly used polycarbonate or vinyl membrane fascia and nameplate substrates for electrical panels will not meet this requirement.

The panels shall be spill resistant to shed accidental moisture from spilled soft drinks or coffee cups. In addition, the surfaces of the panels shall be antimicrobial. This antimicrobial property is to be inherent in the surface material itself and shall not need to be reapplied at any point in the future. Products offered that include aftermarket treatments of the panel surfaces will not be considered.

SWITCH PANEL BACKLIGHTING:

All switch perimeters shall be lighted and raised for ease of switch location at night. In addition, the control panels shall include a red color LED indicator -to further distinguish switch activation. The switch panels shall include, on each panel, an individual intensity control. Switch panel lighting that operates at the same level as the cab instrument panel or that illuminates both the front and rear panels at the same intensity will not be considered. The bidder must provide totally independent control for each panel.

AMBULANCE SPECIFICATIONS

FSA16-VEF12.0

CAB CONTROL SWITCHING AND LCD DISPLAY:

Switch Activation:

The cab control center shall include 8 critical buttons installed in protective enclosure with proper ventilation to maintain temperature. The following minimum circuits shall be provided on the switch panel:

- Module Disconnect
- Emergency Master
- Emergency
- Interior Lights
- Exterior Lights
- Home
- Apps
- Options

The following displays will appear on the Home screen of the cab console:

- Voltage (to the nearest 0.10 volt)
- Amperage (to the nearest amp)
- Outside Temperature
- Inside Patient Area Temperature
- Access or Compartment Door Open Warning Message and Display
- Electrical System Diagnostics
- 24 Hour Clock
- HVAC
- Emergency Brake Warning
- Accent Lighting and Backlighting Controls
- Patient Warning

AMBULANCE SPECIFICATIONS

FSA16-VEF12.0

PATIENT AREA CONTROL SWITCHES AND LCD DISPLAY:

Switch Activation: Home

The patient area control center shall include 8 mission critical buttons installed in a backlight aluminum control panel. The following circuits shall be provided on the Home screen of the switch panel:

- Rear Heat/AC Activation and Separate Temperature Control
- Rear Heat/AC Fan Speed Control
- Power Vent
- Interior Lights
- Oxygen and Suction
- Patient Status
- Stop Clock
- Oxygen Line Pressure
- Oxygen Cylinder Pressure
- Exterior Lights

Digital Message Center:

The following digital displays shall appear on the faceplate of the patient area control console when selected:

- Patient Area Temperature
- Thermostat Setting
- Oxygen Tank Pressure
- Oxygen Line pressure
- Oxygen Warning

MODULE COMPARTMENT AND ACCESS DOOR SWITCHES:

Exterior circuits such as loading lights, side scene lights and compartment lights shall be activated by low amperage, non-mechanical switches. The type of switch desired is a magnetic sensitive switch that activates the circuit when the magnetic plane is broken. Plunger type switches are not acceptable because of their short useful life and higher amperage requirements.

DOOR OPEN INDICATOR:

A vehicle graphic door open warning indicator, with accompanying audible chime shall be installed in both the cab and patient area. A digital display shall appear on both consoles indicating which specific door has been left ajar.

Under no circumstances will red flashing lights or systems that do not specifically pinpoint a specific open door be acceptable.

AMBULANCE SPECIFICATIONS

FSA16-VEF12.0

CENTRAL ELECTRICAL DISTRIBUTION AREA:

The electrical system smart modules shall be independent and include their own logic. They must include RAM memory to execute commands without having to rely on a central CPU. The system must not be centered around the use of a logic-controlled microprocessor built into a single circuit board. This logic control system is required to maximize reliability of the electrical system and to minimize downtime. It must be provided in order to match the type of control system used in the chassis and to prevent communication problems caused when dissimilar systems are employed. The design of the system must totally separate chassis operation from converter feature installations. In the unlikely event of converter component failure, the chassis must still remain operable.

The computer based electrical system must utilize components similar in design to the computerized chassis functions such as the OEM cruise control system, fuel feed system, transmission control system and braking system.

MULTIPLEXED ELECTRICAL COMMUNICATIONS SYSTEM:

Because most chassis manufacturers have chosen multiplex electrical communication technology to operate the chassis system, this purchaser requires the same technology for the converter-added systems. A standardized electrical control and wiring system is required. The vehicle manufacturer must own and control all rights to the electrical system. Standard systems controlled by outside vendors and modified for a specific vehicle or manufacturer will not be acceptable due to the unpredictability for future parts or service. Switch panels or modules that are not standard in design and are not interchangeable from one unit to another will not be considered. Since solid state logic-controlled technology is commonly available and not proprietary to any one manufacturer and has been proven to be more reliable with greater benefits, a blanket exception or clarification regarding the electrical specification is not acceptable and will be cause for automatic rejection of the bid.

In addition, the system will consist of a series of input / output control modules to manage and feed information and to control the various circuits required by this specification. Each smart module must have 32 outputs and 10 inputs. The smart modules shall have a chassis gateway interface with a 120 amp max output. Mate-Lock connectors shall be used for all load connections. Molex connectors shall be used for data transmission lines. Under no circumstances will systems be acceptable that utilize screw type terminals or card connectors due to their susceptibility to working loose due to vibration normally encountered on a vehicle.

Under no circumstances may the operation of the central processing unit or the input or output modules be based upon the operation of mechanical relays. Relay based systems require higher amperage operating current and rely on mechanical contact points designed to degrade with use, creating short duty cycles for the vehicle electrical system. Relay based systems, due to those limited short duty cycles, will not be acceptable for the requirements of this specification.

AMBULANCE SPECIFICATIONS

FSA16-VEF12.0

UNIT FUNCTION:

The electrical control system shall be fully programmable and shall control a number of functions. The minimum functions to be controlled are as follows:

- No Load Starting Circuit (as defined in subsequent sections of this specification)
- Load Management
- Sequenced Start Circuit Activation
- Electrical System Diagnostics
- Climate Control Heat/AC operation
- Intensity Controls for Patient Dome Lights
- Oxygen Warning System (high and low pressure)
- All Warning Light Flashers and Flash Patterns
- Patient Status System
- Electrical Diagnostics

UNIT FUNCTION OPTIONS:

The electrical control system shall be capable of adding the following options:

- Up to four cameras
- Emergency GPS
- Pulse width Modulation
- USB port for field upgradability
- Seat belt monitor display
- Remote system activation from a mobile device
- Record ambulance PM schedule

The electrical control system shall include the ability to manage user defined maintenance issues. It shall also allow for the notification of critical care issues such as oil changes and tire rotations.

CIRCUIT PROTECTION:

Each converter added electrical circuit must have circuit protection for both over current limit and over temperature condition. The circuit protection shall be provided by solid-state circuit breaker/switching devices (MOSFETS) for both the input and output wire feeds for each circuit. The circuit protection shall require no user intervention such as that required for circuit breakers or fuses. The system shall be able to indicate an output fault warning.

AMBULANCE SPECIFICATIONS

FSA16-VEF12.0

FIELD PROVEN AND TIME TESTED ELECTRICAL SYSTEM:

The converter-added electrical system represents the most important system in the design of this ambulance. Reliability and proven performance is essential. Therefore, the bidder must be able to demonstrate that they have at least ten years experience with solid state logic-controlled electrical systems installed in emergency vehicles. Further, the bidder must be capable of all programming required by the system without turning to outside vendors. This includes custom-programmed items as may be delineated in this specification.

The bidder may be required to demonstrate an in production or in service vehicle in order to guarantee compliance with this requirement. Prototype or first of a kind electrical systems are not acceptable. The purchaser may require the bidder to furnish specific references to further document compliance.

WIRING:

The following minimum wiring standards are required:

Identification

By color, by itemized number, and by actual circuit name, stamped every 4-6"

Size:

Size will vary and will be dependent upon each wire being able to carry a minimum of 125% of the actual circuit load.

Protection of Wiring:

All wiring must be run in breakaway wire loom for protection against abrasion or chafing.

ELECTRICAL SYSTEM DIAGNOSTIC CHECK:

The electrical system must have built-in capability to self check each converter-added circuit and identify a short or open circuit by means of a single diagnostic switch. . The diagnostic system shall be operable from the driver's seat without exiting the vehicle. Diagnostic systems that are incorporated into exterior compartments, patient area interior cabinets, or remote locations will not be acceptable. The relevant information shall be displayed on the digital display on the cab switch panel. When the operator activates the Run Diagnostic switch, the unit will initiate the systems check. The digital display shall flash the message Running Diagnostics while the check is in progress. The system must go through all outputs for the vehicle to check for malfunctions. If a malfunction is found, the display shall stop flashing and steady burn to indicate the message Module #, Output #, Fail. This message will direct the service staff to the correct output module and the correct wire number in order to troubleshoot and repair the system. Once a failure is identified, the operator may continue to run the remainder of the diagnostic by pressing the Warning Reset switch. The bidder shall furnish with the vehicle a detailed diagram indicating each input and output module number and identifying each circuit controlled by the module.

AMBULANCE SPECIFICATIONS

FSA16-VEF12.0

ELECTRICAL SYSTEM SUPPORT DATA:

Being able to service the electrical system should the need arise is of the utmost importance. To reduce the down time associated with servicing, the following information shall be provided at the time of delivery:

1. Electrical system operating instructions
2. Patient area heating/AC schematic and parts list
3. Oxygen and vacuum system schematic, parts list and leak check instructions
4. Battery and alternator schematic and system description
5. Radio communications installation instructions
6. Wire description list for converter added wiring
7. Individual schematics for all converter added electrical circuits

MODULE DISCONNECT DEFAULT:

The 'Module Disconnect' circuit shall default to the "on" position when the battery switch is activated. Manual activation of the switch is not acceptable.

BATTERY SWITCH:

A two position 'On-Off' "Master" battery switch shall be installed on the vehicle within easy reach of the driver. This switch shall control power to the converter-added electrical circuits. Items specified to be wired "Battery Hot" shall not be affected by the Master battery switch. Under no circumstances shall this switch control the chassis O.E.M circuitry. All chassis power (ignition, headlights, etc.) shall remain as designed by the chassis builder.

PREWIRE FOR INVERTER:

The vehicle converter shall furnish and install the necessary wiring for the installation, at a later time the following inverter.

Wiring Location: Street side intermediate #2 compartment

110V INTERIOR OUTLETS:

Duplex 110V interior electrical outlets shall be installed. Quantity and location information is noted below. Each outlet shall be GFI protected and shall illuminate when powered.

Quantity: 2
 Locate: Inhalation Area
 Locate: Wall Over Bench

12V OUTLETS:

12 volt electrical outlets shall be installed within the vehicle. Quantity, location, and adapter type are provided below. All 12 volt outlets shall be protected by a Schottky medical isolator. In addition, the 12 volt outlets shall be wired through a 20 amp manual reset circuit breaker. All outlets, unless noted otherwise below, shall be battery switched. All 12 volt outlets shall be labeled.

Adapter Type: Cigarette Lighter Style
 Quantity: 3
 Locate: Inhalation Area (2)
 Locate: Front Wall Cabinet

AMBULANCE SPECIFICATIONS

FSA16-VEF12.0

SHORELINE:

The vehicle shall be equipped with a Kussmaul Super Auto Eject non-arcng shoreline. The male shoreline inlet shall be installed as noted below. This inlet shall be a straight three-prong type and shall include the female adapter plug. The shoreline shall be designed so that the plug will automatically eject from the inlet in the event that the vehicle is started while still plugged in. The shoreline shall include a hinged cover to protect it from the elements. The shoreline system shall be designed to handle a 20 amp load, and shall also include a 20 amp inline GFI breaker.

Locate: Street Side of Module Body as Far Forward as Possible

EXTRA CIRCUIT BREAKER:

A Spare 15 amp manual resetting circuit breaker shall be installed as a provision for the possible installation, at a later time, of additional equipment. This feature is in addition to any prewire that may be included elsewhere within this vehicle specification. The total number of spare breakers is listed below:

Quantity: 1

CAB SWITCH PANEL INSTALLATION:

The cab control panel for the converter-added electrical circuits shall be flush mounted in the upper face of the cab console. The mounting surface shall be angled downward so that the LCD screen and switches are visible to both the driver and passenger positions.

REVERSE ACTIVATED REAR SIDE SCENE LIGHTS:

The rear scene lights on either side of the vehicle shall be programmed to be activated when the vehicle is placed into reverse gear. This is in addition to the other modes of operation as described elsewhere within this document. This feature shall be attained through the programming of the onboard electrical system. Systems that require additional wiring in order to provide this feature are not acceptable.

SIDE DOOR ACTIVATED CURB SIDE SCENES:

The curb side scene lighting shall be programmed to be activated when the patient compartment side access door is opened. This is in addition to the other modes of operation as described elsewhere within this document. This feature shall be attained through the programming of the onboard electrical system. Systems that require additional wiring in order to provide this feature are not acceptable.

REVERSE ACTIVATED LOADING LIGHTS:

The load lighting on the rear of the vehicle shall be programmed to be activated when the vehicle is placed into reverse gear. This is in addition to the other modes of operation as described elsewhere within this document. This feature shall be attained through the programming of the onboard electrical system. Systems that require additional wiring in order to provide this feature are not acceptable.

AMBULANCE SPECIFICATIONS

FSA16-VEF12.0

AUDIBLE LOW VOLTAGE ALARM::

An audible alarm shall be programmed to warn the operator should the vehicle's voltage drop below 11.8 volts for 120 seconds.

EMERGENCY BRAKE WARNING:

When the vehicle is placed into 'Park' or 'Neutral' with the "Module Disconnect" switch 'On' and the "Red Flashing Light" switch 'On', then an audible alarm, accompanied by a visual readout on the cab console digital display, shall warn the vehicle operator to engage the emergency brake. Likewise, when the vehicle is placed into gear, then the same alarm will sound with a visual display warning the operator to disengage the emergency brake.

REPORT LIGHT:

Report lighting, as described below, shall be installed within the patient area. The fixture shall be LED. The fixture shall be controlled via a switch on the attendant control panel. This design will allow for simple "one touch" operation while still providing for flexibility in terms of lighting needs.

Quantity: (1)

STEP WELL LIGHT:

A 10.5" LED Vista light strip will be installed on the bench side of the step well. Light to activate with door open through a magnetic door switch.

FLUORESCENT LIGHT:

Fluorescent lighting shall be installed per the quantity and location information noted below. Each light shall be a 24" Thinlite and shall be operable from the rear switch panel. Other modes of operation, as applicable, shall be noted elsewhere within this document.

Quantity:

Locate: Spaced Evenly from Front to Rear

PROGRAMMABLE LIGHT TIMER:

A momentary switch shall be installed as noted below to operate the specified lighting with the battery switch in the 'Off' position and the shoreline plugged in. The switch shall activate a programmable timer that will automatically shut the lights off after the specified period of time. This timer shall be field-programmable to allow the time to be adjusted after the vehicle has been delivered. The initial time setting shall be as follows:

Locate:

Light(s) Controlled:

Initial Time Setting:

AMBULANCE SPECIFICATIONS

FSA16-VEF12.0

DOME LIGHTS:

Whelen LED dome lights shall be installed in the patient area ceiling. Quantity and location information is listed below. The lights shall be recessed into the headliner and shall not protrude from the ceiling more than 1". All dome lighting shall be adjustable and shall be controlled via solid state switching at the patient area electrical control console.

Over Cot:	3
Over Squad Bench:	3
Walkthrough:	1

AUXILIARY BRAKE LIGHTING:

The rear red flashing lights, as specified elsewhere within this document, shall be wired so that they illuminate when the brake pedal is depressed. This lighting is in addition to the specified brake/tail lights.

Configure: Emergency lighting is to override this feature

HEATING AND AIR CONDITIONING:

A temperature control system is desired that provides quick and simple operation while maintaining a uniform temperature throughout the patient compartment. The unit itself must be located so that it is easy to access for service. This location must also be near the O.E.M. heat/AC connection points when provided so as to increase the overall efficiency of the unit. The following minimum design standards must be adhered to in order to best meet the needs of this purchaser.

SYSTEM CONTROLS:

The climate control functions shall be controlled through a primary location in the inhalation panel, and through a secondary location in the cab electrical control console. The switches used for the operation of this system shall be identical to the switches described in the "Electrical" section of this specification. Switches shall be present in the front console to select either 'Heat', 'A/C', or 'Off' functions and to select the desired temperature. Switches shall be present in the rear control panel to select either 'Heat', 'A/C', or 'Off' functions, 'Automatic' or 'Manual' mode of operation, and to select the desired temperature.

THERMOSTAT:

The temperature level shall be adjustable from both the front and rear electrical control panels for the 12V system. Two switches at each location shall be used to scroll through desired temperature settings on one degree intervals. Once the desired temperature is set, then the system shall retain that setting regardless of the position of the battery switch. The temperature sensor for the system shall be located at the inhalation panel so as to attain a true patient compartment temperature. The temperature setting and the actual temperature reading shall be viewable from both the front or rear digital displays.

This system is to be controlled through the converter-added electrical system. Under no circumstances shall household type thermostats be acceptable.

AMBULANCE SPECIFICATIONS

FSA16-VEF12.0

SYSTEM OPERATION:

The system shall allow for both automatic and manual operation. When set to the manual mode the fan speed shall be infinitely adjustable from the rear control panel for extra ventilation. When set to the automatic mode the fan speed shall be controlled by the thermostat setting. The temperature that is selected shall be continuously maintained. When the selected temperature has been reached, then the system shall automatically cycle the fan speed down to reduce unnecessary electrical load.

HEATER WATER CONTROL:

The flow of hot water from the chassis to the converter-added heat/AC system shall be controlled by an electrically operated valve located under the hood. Water flow to the rear heater shall be activated when either the front or rear heater switch is turned to the 'On' position. It is a requirement of this specification that this type of valve be used unless the converter is supplying a self-contained heat-AC system. The term "self-contained" is defined as being a unit that does not require any water flow from the chassis. Under no circumstances will manual valves be considered. Manual valves are inconvenient and tend to leak.

UNIT LOCATION AND SERVICE:

It is required that the heat/AC unit be installed inside a custom-made aluminum box beneath the attendant's seat. This box shall be perforated to provide air flow to the heat/AC unit mounted beneath the seat. This is required for efficiency, serviceability, and safety.

Many O.E.M. chassis builders provide tap-in points for the converter-added heat/AC unit behind the driver's seat. Therefore, system efficiency is higher when the hot water from the chassis is pumped to the area beneath the attendant's seat. Efficiency is not lost by pumping the water over an extended distance or up to ceiling level. Such a condition would naturally result in reduced patient area temperature levels as excessive flow resistance would be present.

The attendant's seat shall be installed on a hinged top cover for the aluminum heat/AC system housing. This allows the seat to be hinged forward and out of the way for service work. The unit will be accessible by removing three bolts located behind the seat and lifting the seat forward as opposed to dismantling cabinetry, etc.

In the unlikely event of a system leak the specified installation location will allow the leakage to run out onto the ground. Systems that are installed above cabinetry may leak into the cabinets, thus ruining the cabinets (if they are wood) and the cabinet contents.

FILTRATION SYSTEM:

A replaceable carbon filter shall be installed at the air intake area of the heat/AC system. Replacement of the filter shall be simple, and shall require very little time so as to assure that the vehicle will not have to be taken out of service. Replacement filters shall be readily available and shall be capable of being cut to the proper size to fit the vehicle.

AMBULANCE SPECIFICATIONS

FSA16-VEF12.0

AIR FLOW:

The installation of the heat/AC system shall include an air duct system to direct the airflow in such a way as to provide uniform temperature levels throughout the patient compartment. Air intake shall be from the floor level. The air shall be channeled through a duct that is aft of the heat/AC unit. The air shall exit through adjustable vents at the ceiling level above the attendant's seat. This design will allow for a circular flow of air throughout the patient compartment.

The specified design will separate the intake and exhaust ports. Separation of the intake and exhaust will decrease air turbulence and improve overall efficiency of the system. Systems that combine intakes and exhausts within the same grille work will not be acceptable.

12V HEAT/AC SYSTEM:

The 12V heat/AC system shall be installed per the instructions listed above. This system shall be designed to be independent from the chassis O.E.M. A/C system. At no point shall the converter-added A/C system tap into the O.E.M. system. The system provided shall include an evaporator, compressor, and a bottom-mount condenser. The BTU and CFM ratings on this unit shall be as follows:

Heat: 65,000BTU
A/C: 32,000BTU
CFM: 650

DUAL A/C SYSTEM:

The manufacturer shall provide and install a dual 12V A/C system as noted below. This system shall include a second evaporator and a 3-fan condenser and shall be run off of the auxiliary A/C compressor. This second system shall include a separate 'High/Low' function. This second unit shall operate as A/C only and shall provide an additional 32,000 BTUs and 650 CFMs over and above the manufacturer's standard package.

Locate: Above front wall cabinet

HEAT/AC INTAKE FILTER:

A three-ply air filter shall be installed at the heat/AC air intake point. This filter shall not be made of paper products. The filter is to include an internal wire frame and is to be constructed with a self-gasketing perimeter to prevent leaks. This filter is to be used in lieu of any other filters that the manufacturer may typically provide.

VENTING SYSTEM:

Install a 400cfm exhaust and a static intake vent. Each vent cover is to the 9.5" square and is to feature a polished finish.

CAB CONSOLE AND COMMUNICATIONS:

The vehicle communications and console features are designated below:

AMBULANCE SPECIFICATIONS

FSA16-VEF12.0

ANTENNA COAX #1:

An RG 58U coax shall be installed. A removable access plate in the patient area ceiling shall be provided for access to the exterior termination point located on the module body roof. Under no circumstances shall the vehicle design necessitate disassembly of the interior finish work to access the coax termination point. The coax shall terminate at the following locations:

Outside Termination:

Inside Termination:

ANTENNA COAX #2:

A second RG 58U coax shall be installed. A removable access plate in the patient area ceiling shall be provided for access to the exterior termination point located on the module body roof. Under no circumstances shall the vehicle design necessitate disassembly of the interior finish work to access the coax termination point. The coax shall terminate at the following locations:

Outside Termination:

Inside Termination:

ANTENNA COAX #3:

A third RG 58U coax shall be installed. A removable access plate in the patient area ceiling shall be provided for access to the exterior termination point located on the module body roof. Under no circumstances shall the vehicle design necessitate disassembly of the interior finish work to access the coax termination point. The coax shall terminate at the following locations:

Outside Termination:

Inside Termination:

RADIO PULL WIRE:

A pull wire shall be installed to aid radio cable installation and prevent removal of interior panels once the vehicle has been completed.

Location:

Terminate:

CAB CONSOLE:

A console shall be installed in the cab. The console shall be installed at floor level and shall allow space for siren and radio head installation. The console shall be color coordinated with the cab interior. The top of the console shall be on a slant and shall house the recessed emergency control panel and integral digital display. Under no circumstances shall the console interfere with the OEM vehicle controls or gauges, nor shall the control panel be installed in such a manner as to interfere with either the OEM vehicle controls, gauges, or the driver's line of vision.

AMBULANCE SPECIFICATIONS

FSA16-VEF12.0

CONSOLE EXTENSION:

An aluminum console extension shall be fabricated and installed in the vehicle cab. The extension shall attach to the front console and shall include a location to mount siren and/or radio heads, as well as three slots for storage of map books and binders. The console extension shall be covered in carpet to compliment the interior cab color.

CUP HOLDERS:

Two (2) large cupholders shall be installed in the front console with easy access from both the driver's and the passenger's seats.

RADIO POWER/GROUND:

The vehicle manufacturer shall install three heavy gauge cables for radio power. One cable to be wired battery hot, one cable to be wired ignition hot and one cable to be wired as ground. Termination is to be to insulated studs.

Locate: Behind Driver Seat

OXYGEN AND SUCTION SYSTEMS:

Reliability, safety, and ease of operation are essential characteristics of the onboard oxygen and suction systems. System design must meet the following minimum guidelines. Bidders are asked to respond to each section appropriately per the bid requirements and to explain any variations to these requirements.

SWITCHING FOR OXYGEN AND SUCTION:

The rear switch panel shall contain two switches labeled "OXYGEN" and "VACUUM". Each of these switches shall electrically activate those respective systems. That activation shall be instantaneous. Systems that are not instantaneously responsive to their activation will not be considered.

SYSTEM DESIGN:

A single piece manifold assembly shall serve as the basis for the oxygen delivery system. The manifold assembly shall incorporate ports for installation of O2 lines to all specified outlets, an electrically activated oxygen delivery solenoid, and a manual bypass valve. The assembly shall be installed behind the inhalation panel and shall be easily accessible.

ELECTRICAL OXYGEN ACTIVATION:

The switch, located on the rear control panel and labeled "OXYGEN", shall activate the solenoid. This design will allow for the instantaneous flow of oxygen while eliminating the need to manually turn a valve to initiate oxygen flow.

MANUAL BYPASS:

The oxygen solenoid shall be equipped with a manual bypass valve. Located behind the inhalation panel, the valve shall be easily accessible so that, in the unlikely event of an electrical failure, administration of oxygen may continue.

AMBULANCE SPECIFICATIONS

FSA16-VEF12.0

SYSTEM REGULATION:

The patient area shall be free of high pressure oxygen lines. To accomplish this the vehicle converter shall install a KKK approved regulator at the oxygen cylinder. The regulator shall include an integral dial type gauge to monitor the cylinder contents. A single low pressure line shall be installed from the regulator to the O2 manifold assembly. This method shall insure that all high pressure is maintained in an exterior compartment away from the interior patient area.

OXYGEN LINES:

The O2 line connecting the regulator to the manifold assembly shall be rated at 200 psi working pressure and 1,250 psi burst pressure. The line shall be UL approved. There shall be NO connections installed in the line between the regulator and manifold assembly as these create a possibility for leakage. All connections shall be DISS style and shall be specific to the gas being supplied.

LINE PROTECTION:

The O2 line shall be protected from crimping through the installation of a flexible spring guard on the portion of the line in the cylinder storage compartment.

SYSTEM MONITORING:

The condition of the oxygen system shall be continually monitored and reported to the vehicle operators through the vehicle's onboard electrical system. Readouts containing the information listed below shall be available primarily at the patient area control console. The secondary location for availability of this information shall be the cab console. The information available shall include the following:

- Cylinder Pressure
- Line Pressure

In addition, this system shall be designed to offer a warning, both audible and visual, if the condition of the oxygen system falls outside of the following pre-programmed parameters:

- Low Cylinder Pressure (500 psi or below)
- Low Line Pressure (40 psi or below)
- High Line Pressure (75 psi or above)

These oxygen system warnings shall immediately notify the personnel of a problem, again, via a readout and audible alarm. The system shall require the personnel to acknowledge receipt of the information.

PRELIMINARY SYSTEM TESTING:

The oxygen system shall be tested prior to installation in the vehicle. This test shall be performed by the vehicle manufacturer and shall subject the system to three times (3X) the working pressure. This test shall be conducted for a minimum of four (4) hours.

AMBULANCE SPECIFICATIONS

FSA16-VEF12.0

FINAL SYSTEM TESTING:

The completed system shall be tested again once it is installed in the vehicle. This test shall be performed at working pressure for a minimum of four (4) hours. After the system has passed the inspection process it shall be capped and tagged per Federal KKK specifications.

ADDITIONAL OXYGEN AND VACUUM SUPPLIES:

The oxygen and suction systems shall be complete upon delivery with the exception of the O2 cylinder. The cylinder shall be supplied and installed by the purchaser after delivery of the vehicle has taken place.

OXYGEN BOTTLE MOUNT, VERTICAL TRACK FOR QRM-V:

Vertical track for mounting of a QRM-V O2 bottle mount shall be welded on the back wall of the compartment in the right hand corner. The O2 bottle mount is adjustable for "M" or "H" size tanks.

ZICO QRM-V CYLINDER BRACKET:

A Zico QRM-V oxygen cylinder bracket shall be installed in the main O2 compartment.

Locate:

Tank Size:

ACCESS TO CYLINDER VALVE FROM PATIENT AREA:

A clear Plexiglas door shall be provided in the patient area wall for access to the oxygen cylinder valve. The door shall be hinged so that it swings into the oxygen cylinder storage compartment. The opening shall be trimmed with anodized aluminum edging.

OXYGEN OUTLETS:

Two oxygen outlets shall be installed in the rear inhalation panel unless otherwise noted below.

ADDITIONAL OXYGEN OUTLETS:

Additional oxygen outlets shall be installed as noted below.

Quantity:

Locate:

OHIO MEDICAL OXYGEN AND SUCTION OUTLETS:

The oxygen and suction outlets installed in the vehicle shall be Ohio Medical Quick Connect style outlets.

FLOWMETER:

Dial type flowmeter(s), in the quantity listed below, shall be supplied with the completed vehicle. Each flowmeter shall be supplied with a mating quick connect adapter. The flowmeter shall provide a maximum flow of 25 LPM.

Quantity:

1

AMBULANCE SPECIFICATIONS

FSA16-VEF12.0

CYLINDER WRENCH:

A cylinder wrench shall be installed inside the oxygen compartment. The wrench shall be installed in such a way as it will not move or rattle. The wrench shall be chained to the compartment so that it cannot be removed, however, the chain must not interfere with the operation of the wrench.

PRIMARY VACUUM OUTLET:

A single vacuum panel shall be installed in the inhalation area. The outlet shall be of the same style as those of the oxygen system and shall be connected to the onboard vacuum pump.

SSCOR ASPIRATOR:

The manufacturer shall furnish and install an SSCOR suction system. The system shall include a #22000 wall-mounted regulator, and a #23002 canister holder. The aspirator shall be accessible for use from the inhalation area per the attached prints and plumbed to the pump described below.

VACUUM PUMP:

The aspirator system shall be operated through a CAPL #D34 SE (T282) 12V vacuum pump that is located inside an exterior compartment. The pump shall be activated by a switch on the inhalation area electrical control panel.

LETTERING:

Lettering information is noted in detail below:

LETTERING DESIGN:

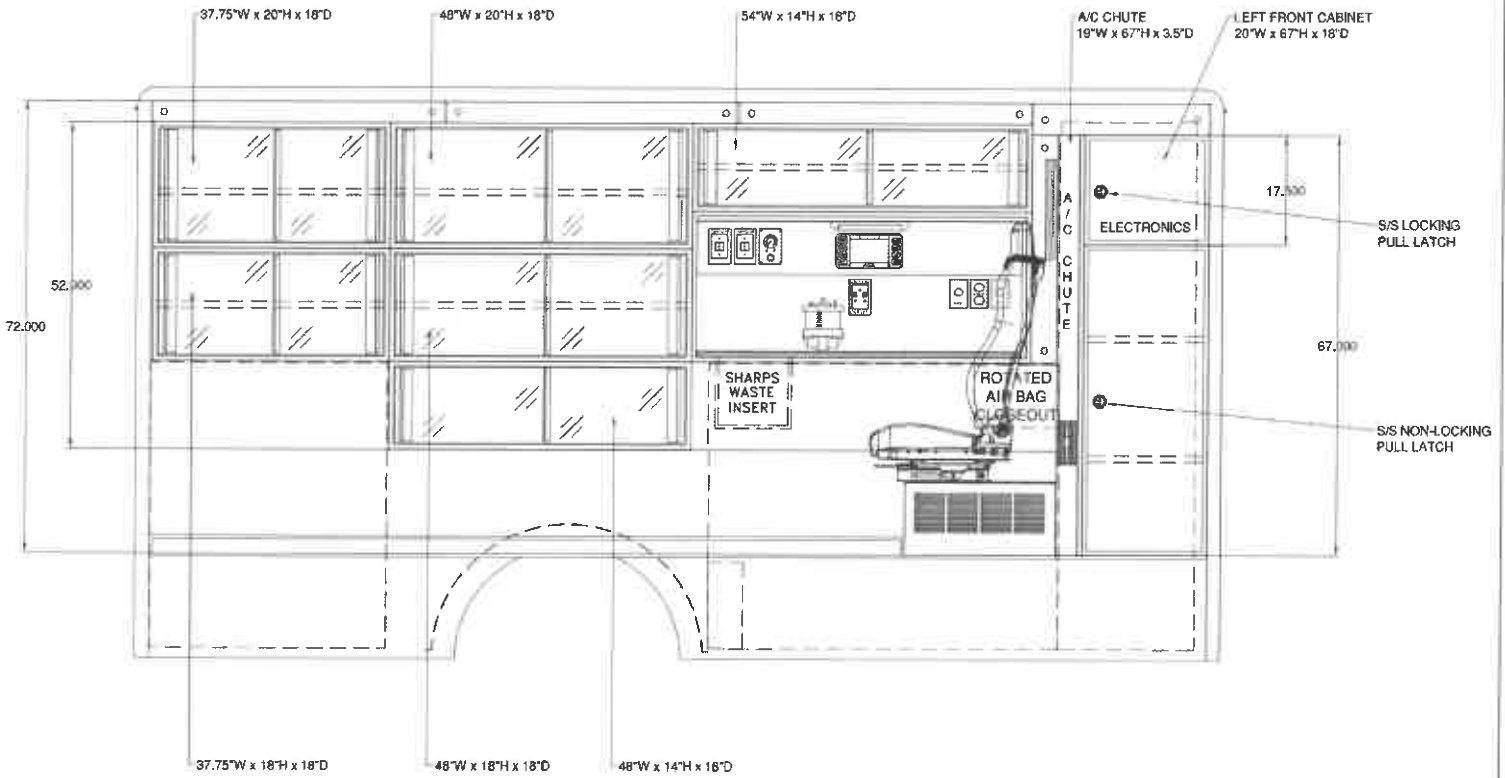
This specification calls for lettering to be supplied and installed by the successful bidder. The lettering layout is summarized within this section and broken down by location in the sections below. Information relative to lettering material, size, color, font, or any other special requirements is also listed in the following sections. The lettering layout is to be as follows:

Dealer Prep. and Dealer Delivery

A representative of the selling distributor shall inspect the vehicle prior to acceptance from the manufacturer and shall drive the completed unit back to the dealership for final prep and delivery to the end user.

DRAWN BY: MLL

623 WT CABINET WALL "A" FREIGHTLINER CHASSIS

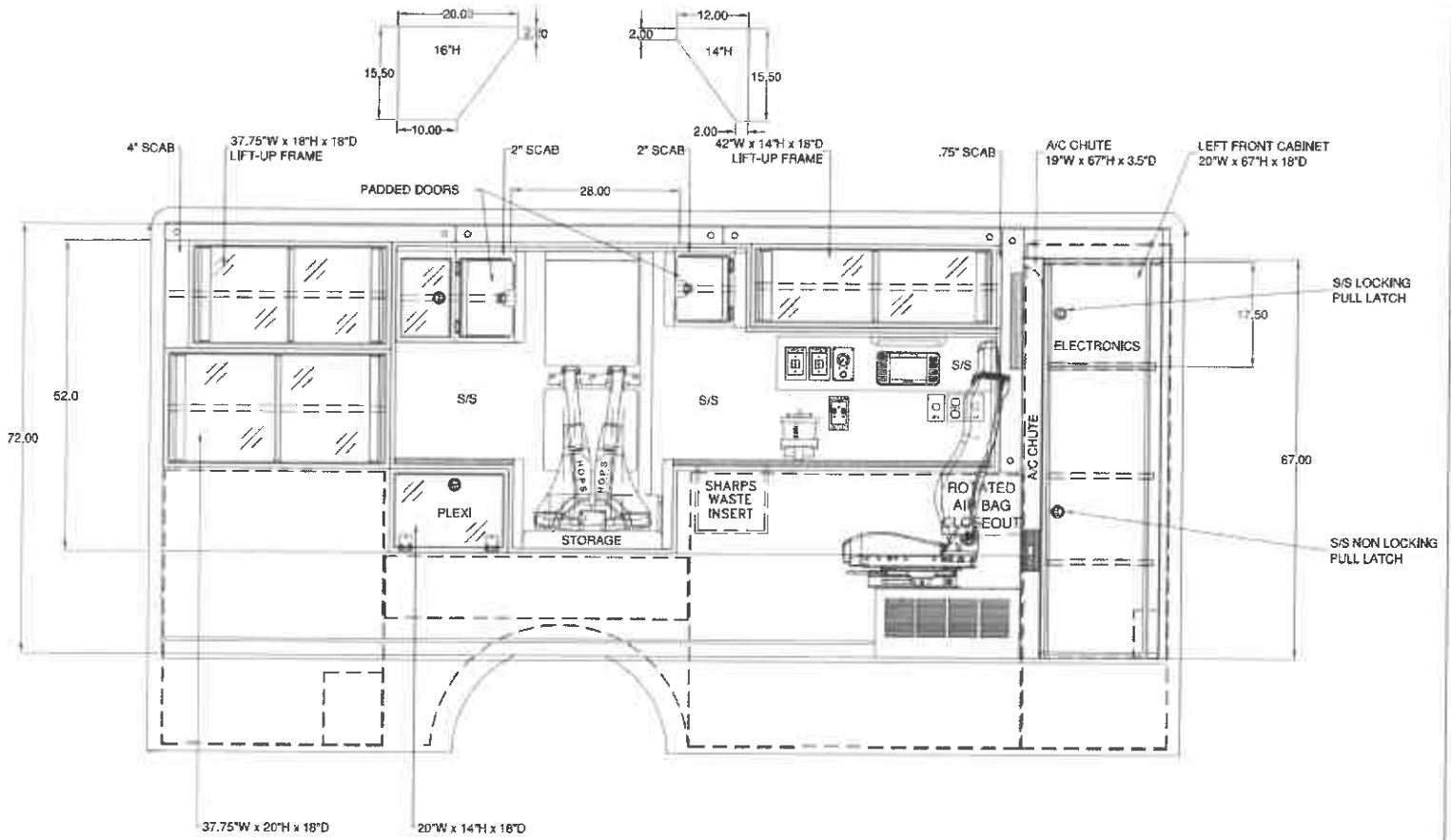


NOTE: DRAWINGS ARE FOR GRAPHICAL REPRESENTATION ONLY. DIMENSIONS ARE APPROXIMATE & MAY VARY DURING CONSTRUCTION.

PROPOSAL DRAWING

1603-111

623 WT CABINET WALL "B" FREIGHTLINER CHASSIS

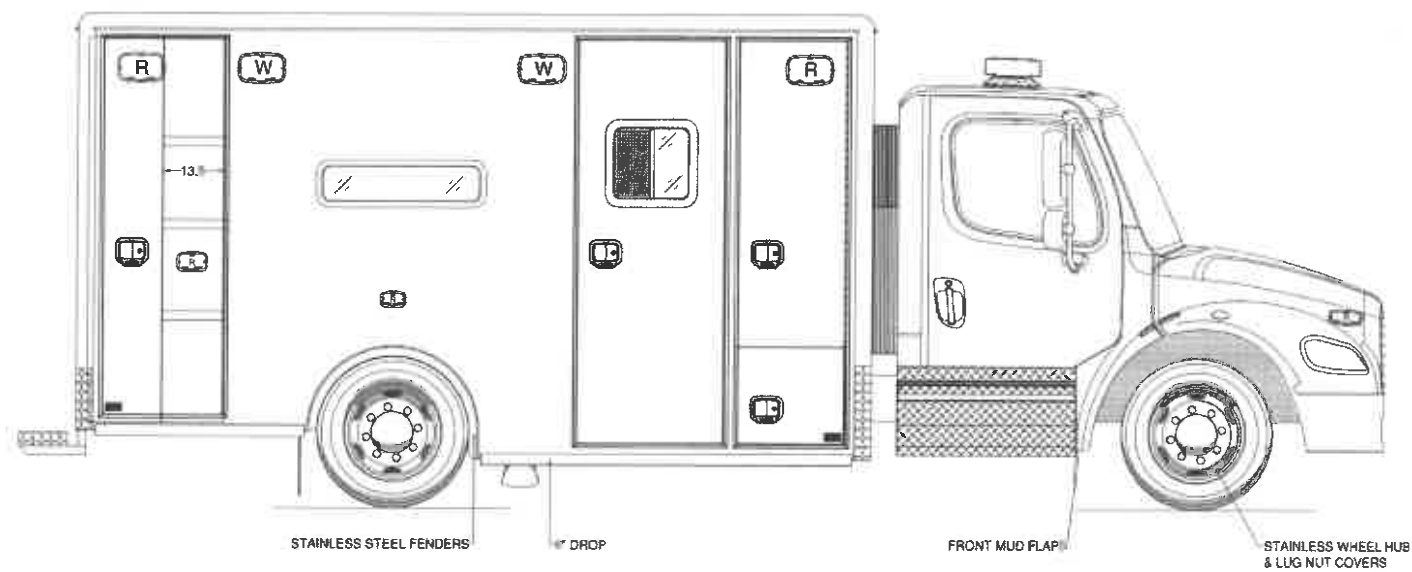


NOTE: DRAWINGS ARE FOR GRAPHICAL REPRESENTATION ONLY. DIMENSIONS ARE APPROXIMATE & MAY VARY DURING CONSTRUCTION.

PROPOSAL DRAWING

1603-111

623 WT EXTERIOR
FREIGHTLINER CHASSIS



COMPT	INSIDE WIDTH	INSIDE HEIGHT	INSIDE DEPTH	CLEAR OPENING WIDTH	CLEAR OPENING HEIGHT
CS REAR	29.61	83.62	21.96	25.09	80.66
CS INT	16.25	29.55	21.96	12.18	26.19
CS ROW	75.47	9.99	21.96	45.45	6.36
CS FWD	28.00	65.00	29.25	22.13	86.86


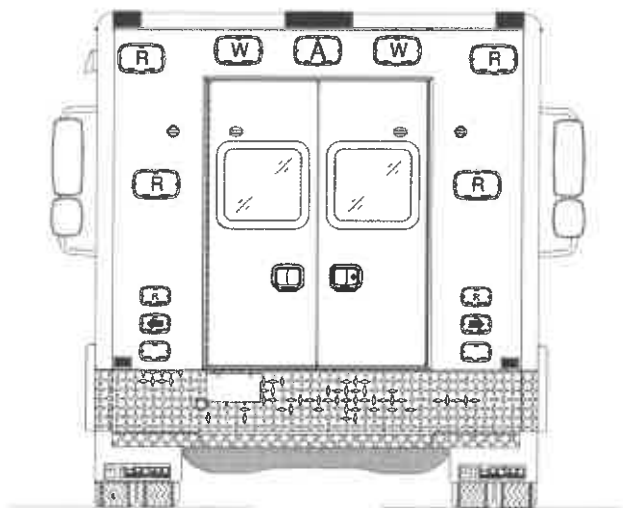
NOTE: DRAWINGS ARE FOR GRAPHICAL REPRESENTATION ONLY
DIMENSIONS ARE APPROXIMATE & MAY VARY DURING CONSTRUCTION

PROPOSAL DRAWING

1603-111

1603-111

623 WT EXTERIOR
FREIGHTLINER CHASSIS



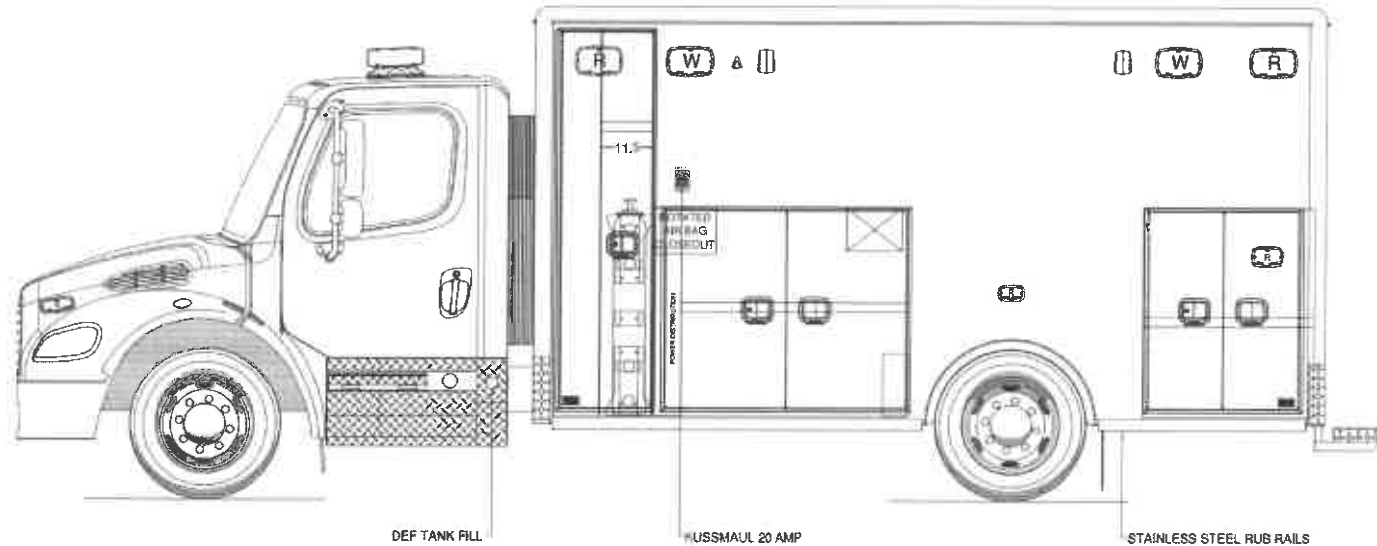
CPI SIREN SPEAKERS

NOTE: DRAWINGS ARE FOR GRAPHICAL REPRESENTATION ONLY. DIMENSIONS ARE APPROXIMATE & MAY VARY DURING CONSTRUCTION.

PROPOSAL DRAWING

1603-111

623 WT EXTERIOR
FREIGHTLINER CHASSIS



COMP.	INSIDE WIDTH	INSIDE HEIGHT	INSIDE DEPTH	CLEAR OPENING WIDTH	CLEAR OPENING HEIGHT
SS FWD	21.43	83.63	21.96	18.73	80.66
SS INT	55.42	45.00	21.96	51.80	41.87
SS LOW	50.92	8.25	21.96	45.45	6.36
SS REAR	37.44	45.01	21.96	32.09	41.87

NOTE: DRAWINGS ARE FOR GRAPHICAL REPRESENTATION ONLY
DIMENSIONS ARE APPROXIMATE & MAY VARY DURING CONSTRUCTION

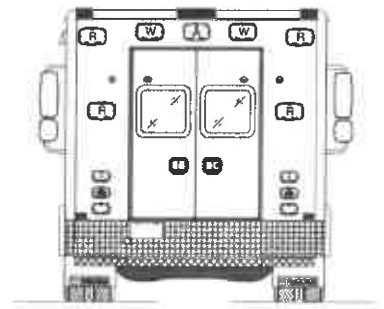
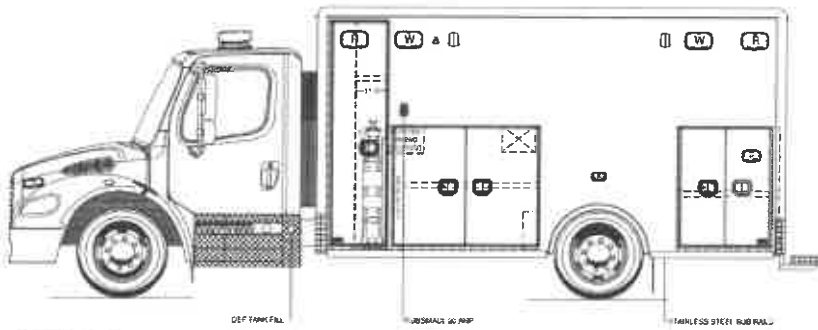
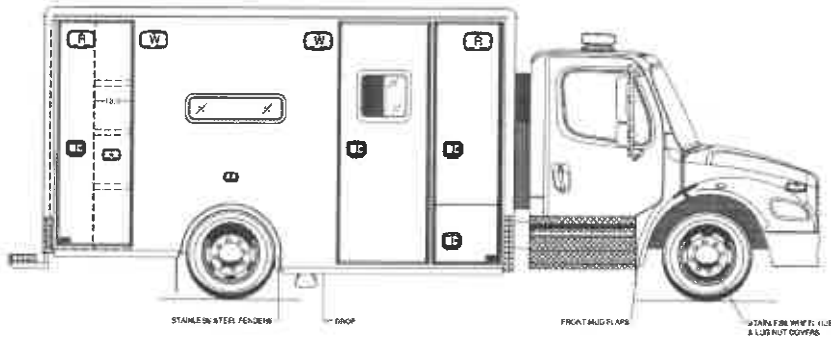
PROPOSAL DRAWING

1603-111

DRAWN BY: M.K.

WPT	WBRK WIDTH	WBRK HEIGHT	WBRK DEPTH	CLFR OPENING WIDTH	CLFR OPENING HEIGHT
FR	89.51	4.00	3.00	25.00	80.99
RT	14.26	37.00	37.00	12.70	25.19
CM	75.47	1.00	21.90	49.99	6.28
WC	28.00	85.00	89.25	22.10	78.82

623 WT EXTERIOR FREIGHTLINER CHASSIS



COMP.	WBRK WIDTH	WBRK HEIGHT	WBRK DEPTH	CLFR OPENING WIDTH	CLFR OPENING HEIGHT
D	2.42	89.99	21.90	18.70	80.99
DR RT	29.62	45.00	37.00	31.62	41.87
R	59.89	2.00	21.90	45.48	6.28
DR REAR	21.44	46.01	27.00	26.00	41.87

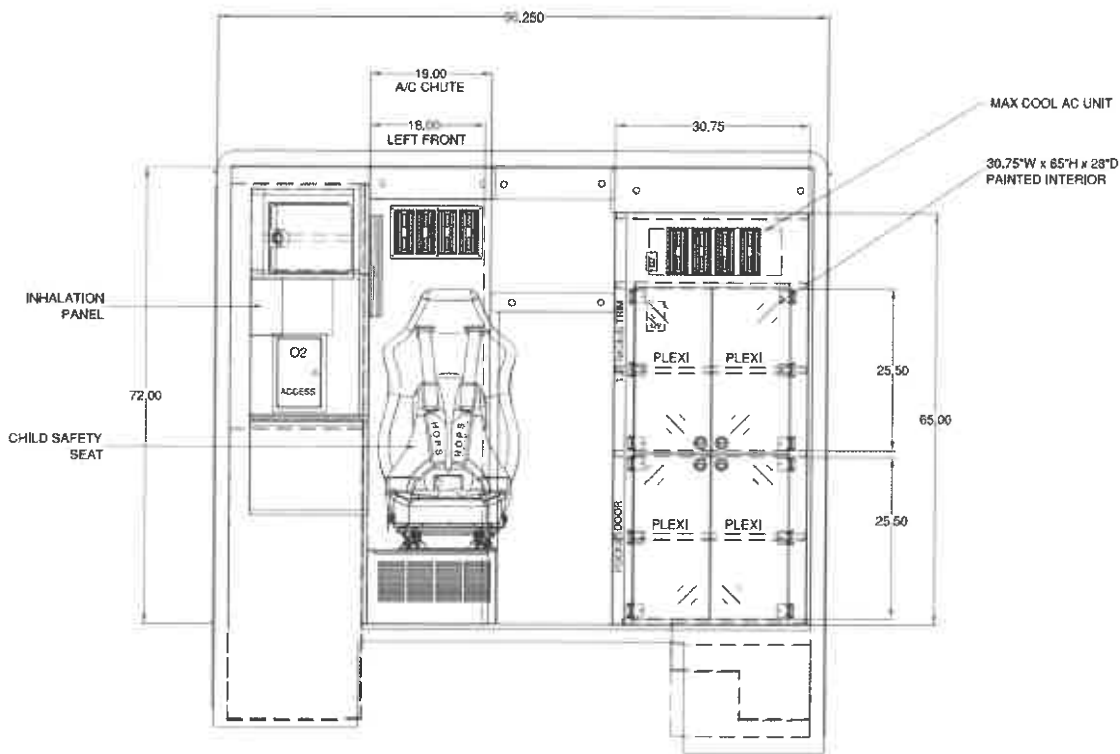
NOTE: DRAWINGS ARE FOR GRAPHICAL REPRESENTATION ONLY. DIMENSIONS ARE APPROXIMATE & MAY VARY DURING CONSTRUCTION.

PROPOSAL DRAWING

1603-111

DRAWN BY: NLR

623 WT FRONT WALL FREIGHTLINER CHASSIS



NOTE: DRAWINGS ARE FOR GRAPHICAL REPRESENTATION ONLY. DIMENSIONS ARE APPROXIMATE & MAY VARY DURING CONSTRUCTION.

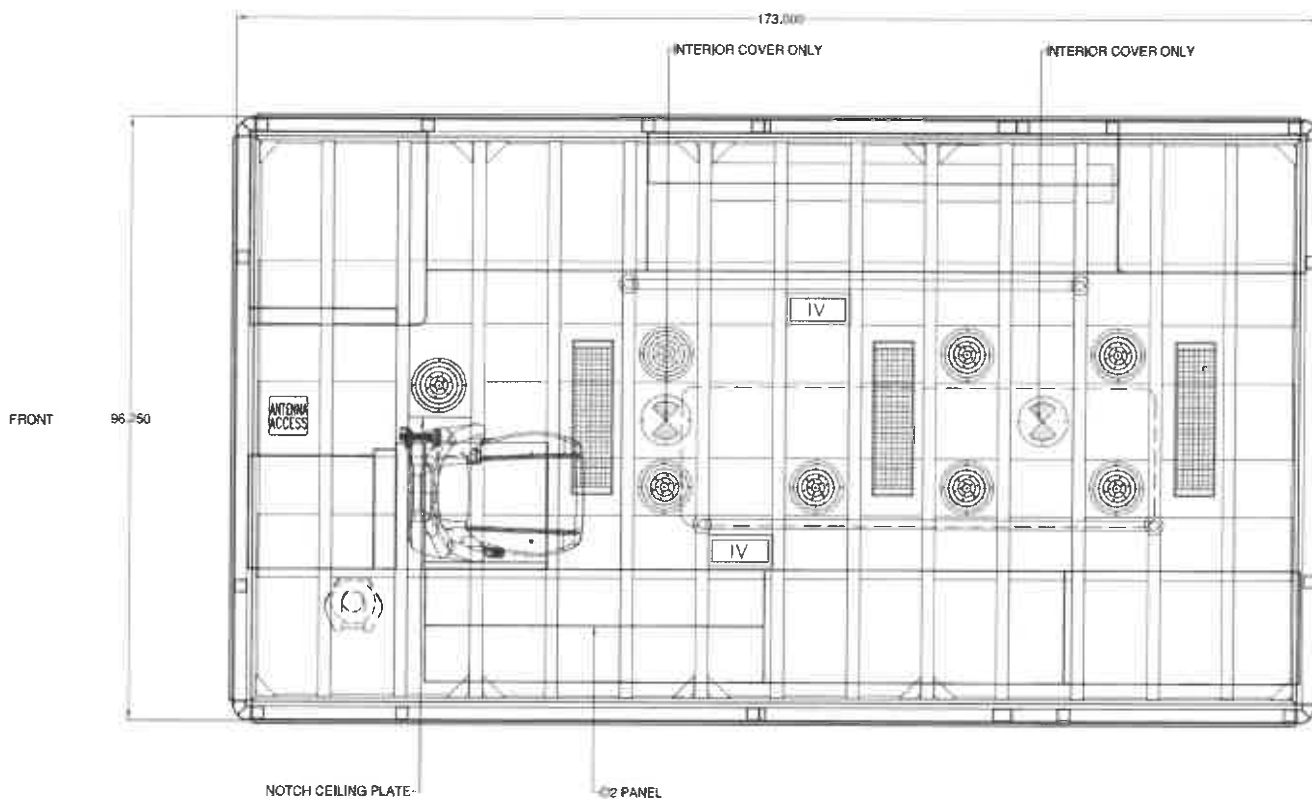
PROPOSAL DRAWING

1603-111

PORTAL VEHICLE

DRAWN BY: M.R.

623 WT OVERHEAD "A" WITHOUT CPR SEAT FREIGHTLINER CHASSIS



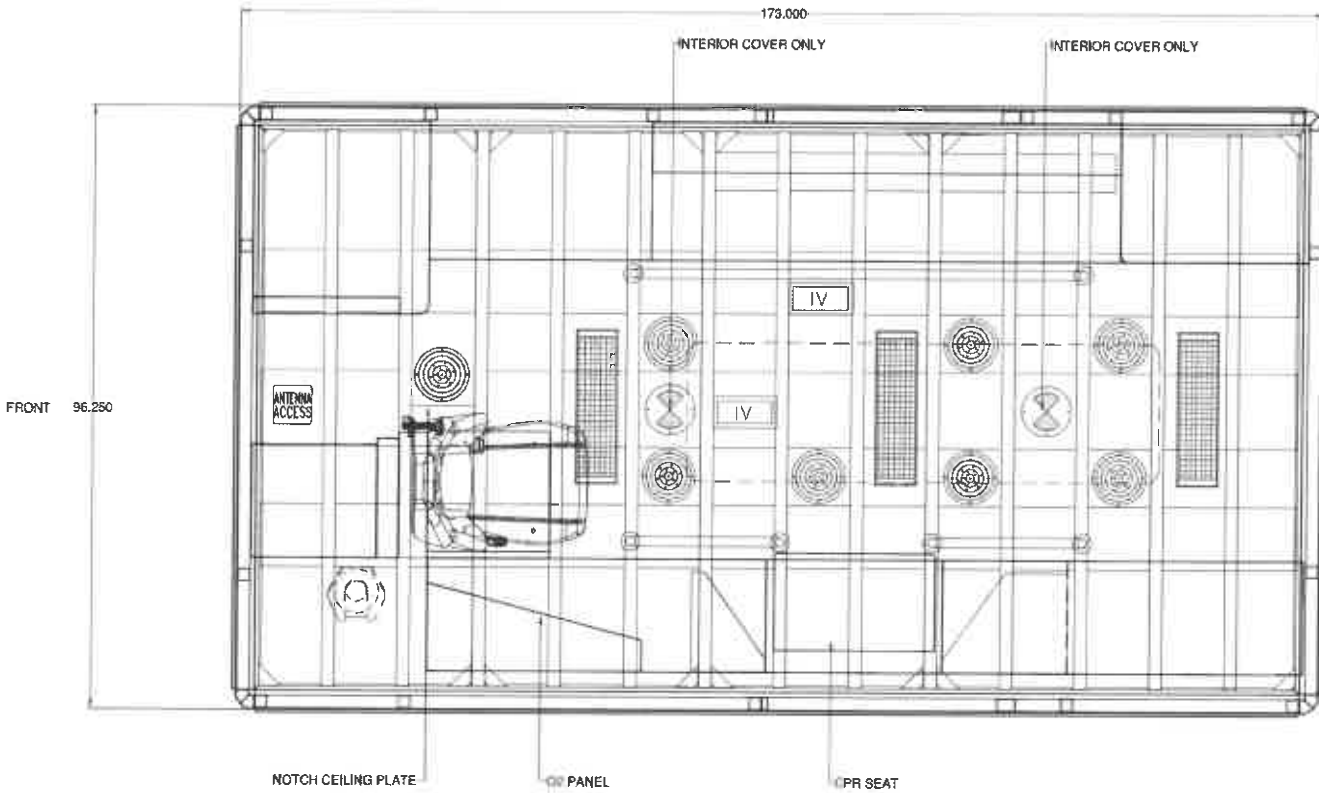
NOTE: DRAWINGS ARE FOR GRAPHICAL REPRESENTATION ONLY
DIMENSIONS ARE APPROXIMATE & MAY VARY DURING CONSTRUCTION

PROPOSAL DRAWING

1603-111

623 WT OVERHEAD "B" WITH CPR SEAT FREIGHTLINER CHASSIS

DESIGN BY: M&K

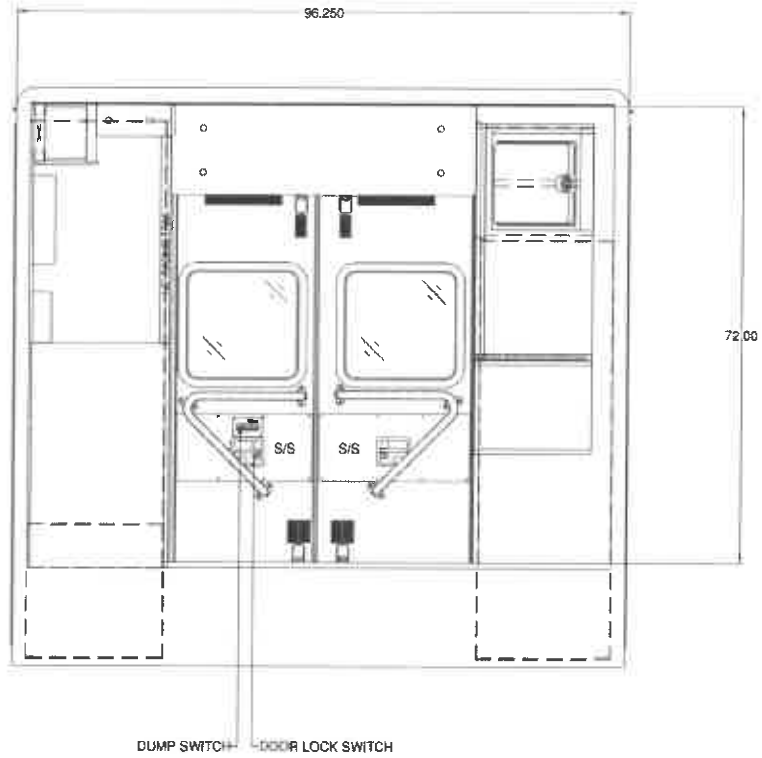


NOTE: DRAWINGS ARE FOR GRAPHICAL REPRESENTATION ONLY
DIMENSIONS ARE APPROXIMATE & MAY VARY DURING CONSTRUCTION

PROPOSAL DRAWING

1603-111

623 WT REAR WALL
FREIGHTLINER CHASSIS

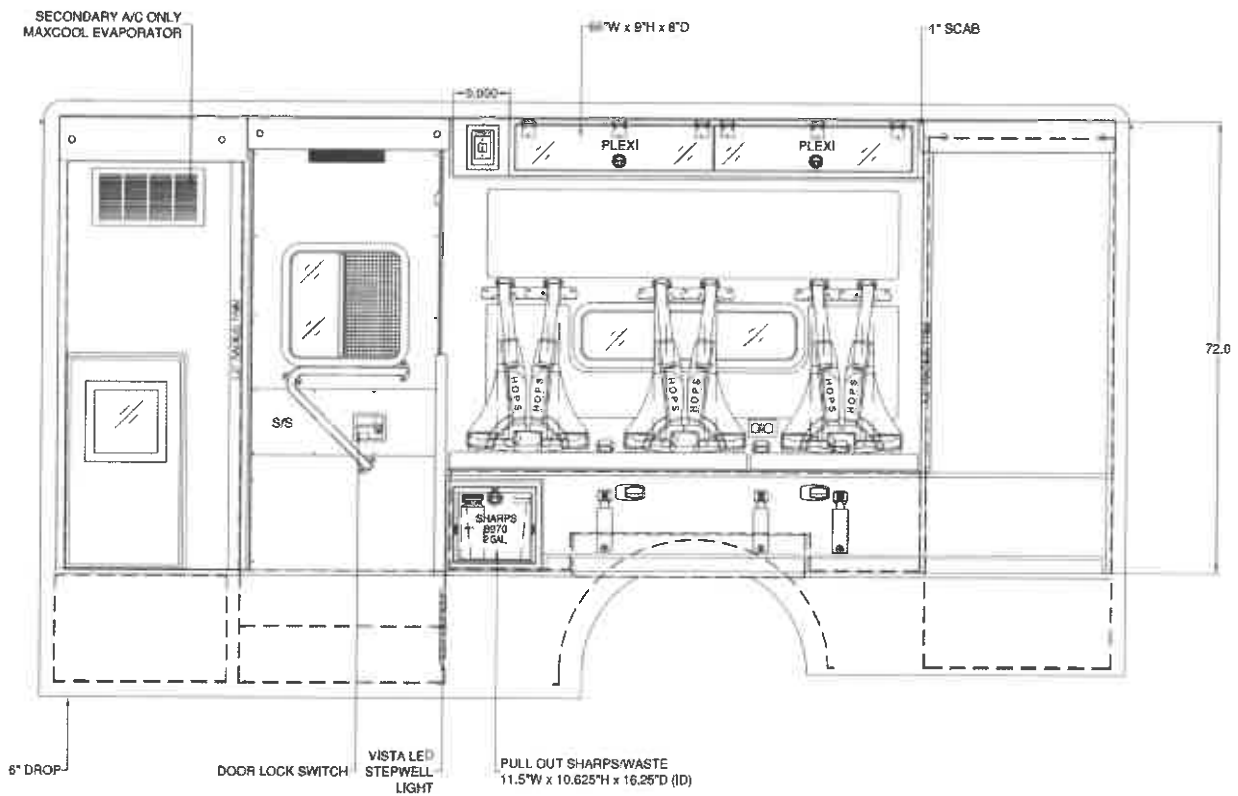


NOTE: DRAWINGS ARE FOR GRAPHICAL REPRESENTATION ONLY
DIMENSIONS ARE APPROXIMATE & MAY VARY DURING CONSTRUCTION

PROPOSAL DRAWING

1603-111

623 WT SIDE WALL FREIGHTLINER CHASSIS



NOTE: DRAWINGS ARE FOR GRAPHICAL REPRESENTATION ONLY
DIMENSIONS ARE APPROXIMATE & MAY VARY DURING CONSTRUCTION

PROPOSAL DRAWING

1603-111

Prepared for:
 Jason Cavallo
 Horton Emergency Vehicles
 3800 McDowell Rd
 Grove City, OH 43123
 Phone: 614 539 8181

Prepared by:
 Steve Tancos
 FYDA FREIGHTLINER
 COLUMBUS, INC
 1250 WALCUTT ROAD
 COLUMBUS, OH 43228
 Phone: 614 851 0002

S P E C I F I C A T I O N P R O P O S A L

Data Code	Description	Weight Front	Weight Rear	Retail Price	
Price Level					
PRL-10M	M2 PRL-10M (EFF:02/11/15)			N/C	
Data Version					
DRL-016	SPECPRO21 DATA RELEASE VER 016			N/C	
Interior Convenience/Driver Retention Package					
055-002	INTERIOR CONVENIENCE PACKAGE			\$340.00	
Vehicle Configuration					
	001-172	M2 106 CONVENTIONAL CHASSIS	5,759	3,503	\$97,321.00
N	004-217	2017 MODEL YEAR SPECIFIED			STD
	002-004	SET BACK AXLE - TRUCK			STD
	019-002	STRAIGHT TRUCK PROVISION			STD
	003-001	LH PRIMARY STEERING LOCATION			STD
General Service					
	AA1-002	TRUCK CONFIGURATION			STD
	AA6-001	DOMICILED, USA 50 STATES (INCLUDING CALIFORNIA AND CARB OPT-IN STATES)			N/C
	A85-006	RESCUE AND EMERGENCY SERVICE			N/C
	A84-1EV	EMERGENCY VEHICLES BUSINESS SEGMENT			N/C
	AA4-011	FIXED LOAD COMMODITY			N/C
	AA5-002	TERRAIN/DUTY: 100% (ALL) OF THE TIME, IN TRANSIT, IS SPENT ON PAVED ROADS			STD
	AB1-008	MAXIMUM 8% EXPECTED GRADE			STD
	AB5-001	SMOOTH CONCRETE OR ASPHALT PAVEMENT - MOST SEVERE IN-TRANSIT (BETWEEN SITES) ROAD SURFACE			STD
	995-091	MEDIUM TRUCK WARRANTY			STD
	A66-99D	EXPECTED FRONT AXLE(S) LOAD : 10000.0 lbs			
	A68-99D	EXPECTED REAR DRIVE AXLE(S) LOAD : 15000.0 lbs			

Application Version 8.9.003
 Data Version PRL-10M.016
 Sherrif



03/03/2016 10:00 AM

Page 1 of 15

Prepared for:
 Jason Cavallo
 Horton Emergency Vehicles
 3800 McDowell Rd
 Grove City, OH 43123
 Phone: 614 539 8181

Prepared by:
 Steve Tancos
 FYDA FREIGHTLINER
 COLUMBUS, INC
 1250 WALCUTT ROAD
 COLUMBUS, OH 43228
 Phone: 614 851 0002

Data Code	Description	Weight Front	Weight Rear	Retail Price	
A63-99D	EXPECTED GROSS VEHICLE WEIGHT CAPACITY : 25000.0 lbs				
Truck Service					
AA3-024	AMBULANCE BODY			N/C	
AF7-99D	EXPECTED BODY/PAYLOAD CG HEIGHT ABOVE FRAME "XX" INCHES : 32.0 in				
Engine					
101-2GD	CUM ISB 6.7-240 240 HP @ 2300 RPM, 2600 GOV, 560 LB/FT @ 1600 RPM			\$1,954.00	
Electronic Parameters					
79A-075	75 MPH ROAD SPEED LIMIT			N/C	
79B-000	CRUISE CONTROL SPEED LIMIT SAME AS ROAD SPEED LIMIT			N/C	
79K-007	PTO MODE ENGINE RPM LIMIT - 1100 RPM			N/C	
79P-002	PTO RPM WITH CRUISE SET SWITCH - 700 RPM			N/C	
79Q-003	PTO RPM WITH CRUISE RESUME SWITCH - 800 RPM			N/C	
79S-001	PTO MODE CANCEL VEHICLE SPEED - 5 MPH			N/C	
79U-007	PTO GOVERNOR RAMP RATE - 250 RPM PER SECOND			N/C	
80G-002	PTO MINIMUM RPM - 700			N/C	
80J-002	REGEN INHIBIT SPEED THRESHOLD - 5 MPH			N/C	
Engine Equipment					
N	99C-016			2016 ONBOARD DIAGNOSTICS/2010 EPA/CARB/GHG14	STD
	99D-012			2008 CARB EMISSION CERTIFICATION - EXEMPTED VEHICLE; NO CLEAN IDLE LABEL REQUIRED	N/C
	13E-001			STANDARD OIL PAN	STD
	105-001			ENGINE MOUNTED OIL CHECK AND FILL	STD
	133-004			ONE PIECE VALVE COVER	STD
	014-099			SIDE OF HOOD AIR INTAKE WITH FIREWALL MOUNTED DONALDSON AIR CLEANER	STD
	124-1CE		10	LN 12V 320 AMP 4962PA PAD MOUNT ALTERNATOR	\$1,022.00
	292-058	40	20	(3) ALLIANCE MODEL 1031, GROUP 31, 12 VOLT MAINTENANCE FREE 2280 CCA THREADED STUD BATTERIES	\$207.00
	290-017			BATTERY BOX FRAME MOUNTED	STD
	281-001			STANDARD BATTERY JUMPERS	STD

Application Version 8.9.003
 Data Version PRL-10M.016
 Sheriff



03/03/2016 10:00 AM

Page 2 of 15

Prepared for:
 Jason Cavallo
 Horton Emergency Vehicles
 3800 McDowell Rd
 Grove City, OH 43123
 Phone: 614 539 8181

Prepared by:
 Steve Tancos
 FYDA FREIGHTLINER
 COLUMBUS, INC
 1250 WALCUTT ROAD
 COLUMBUS, OH 43228
 Phone: 614 851 0002

Data Code	Description	Weight Front	Weight Rear	Retail Price
282-003	SINGLE BATTERY BOX FRAME MOUNTED LH SIDE BACK OF CAB			N/C
291-017	WIRE GROUND RETURN FOR BATTERY CABLES WITH ADDITIONAL FRAME GROUND RETURN			STD
289-001	NON-POLISHED BATTERY BOX COVER			STD
293-058	POSITIVE LOAD DISCONNECT WITH CAB MOUNTED CONTROL SWITCH MOUNTED OUTBOARD DRIVER SEAT	8		\$240.00
107-032	CUMMINS TURBOCHARGED 18.7 CFM AIR COMPRESSOR WITH INTERNAL SAFETY VALVE			STD
108-002	STANDARD MECHANICAL AIR COMPRESSOR GOVERNOR			STD
131-013	AIR COMPRESSOR DISCHARGE LINE			STD
152-039	GVG, FIRE AND EMERGENCY SERVICE VEHICLES ENGINE WARNING			N/C
128-076	CUMMINS EXHAUST BRAKE INTEGRAL WITH VARIABLE GEOMETRY TURBO WITH ON/OFF DASH SWITCH	20		\$14.00
016-1C2	RH OUTBOARD UNDER STEP MOUNTED HORIZONTAL AFTERTREATMENT SYSTEM ASSEMBLY WITH RH B-PILLAR MOUNTED VERTICAL TAILPIPE	30	25	\$852.00
28F-007	ENGINE AFTERTREATMENT DEVICE, AUTOMATIC OVER THE ROAD ACTIVE REGENERATION AND DASH MOUNTED SINGLE REGENERATION REQUEST/INHIBIT SWITCH			N/C
239-038	11 FOOT 06 INCH (138 INCH+0/-5.9 INCH) EXHAUST SYSTEM HEIGHT			N/C
233-017	STANDARD CURVE BRIGHT UPPER STACK(S)			\$263.00
237-1CR	RH CURVED VERTICAL TAILPIPE B-PILLAR MOUNTED ROUTED FROM STEP			N/C
N 23U-001	6 GALLON DIESEL EXHAUST FLUID TANK			STD
30N-003	100 PERCENT DIESEL EXHAUST FLUID FILL			STD
43X-002	LH MEDIUM DUTY STANDARD DIESEL EXHAUST FLUID TANK LOCATION			STD
23Y-001	STANDARD DIESEL EXHAUST FLUID PUMP MOUNTING			STD
43Y-001	STANDARD DIESEL EXHAUST FLUID TANK CAP			STD
242-011	ALUMINUM AFTERTREATMENT DEVICE/MUFFLER/TAILOPIPE SHIELD(S)			N/C
273-035	HORTON HT650 FRONTAL AIR ON/OFF ENGINE FAN CLUTCH			STD
276-002	AUTOMATIC FAN CONTROL WITH DASH SWITCH AND INDICATOR LIGHT, NON ENGINE MOUNTED			\$18.00

Application Version 8.9.003
 Data Version PRL-10M.016
 Sherrif



03/03/2016 10:00 AM

Page 3 of 15

Prepared for:
 Jason Cavallo
 Horton Emergency Vehicles
 3800 McDowell Rd
 Grove City, OH 43123
 Phone: 614 539 8181

Prepared by:
 Steve Tancos
 FYDA FREIGHTLINER
 COLUMBUS, INC
 1250 WALCUTT ROAD
 COLUMBUS, OH 43228
 Phone: 614 851 0002

Data Code	Description	Weight Front	Weight Rear	Retail Price
110-003	CUMMINS SPIN ON FUEL FILTER			STD
118-001	FULL FLOW OIL FILTER			STD
266-078	950 SQUARE INCH ALUMINUM RADIATOR			STD
103-036	ANTIFREEZE TO -34F, ETHYLENE GLYCOL PRE-CHARGED SCA HEAVY DUTY COOLANT			N/C
171-007	GATES BLUE STRIPE COOLANT HOSES OR EQUIVALENT			STD
172-001	CONSTANT TENSION HOSE CLAMPS FOR COOLANT HOSES			STD
270-016	RADIATOR DRAIN VALVE			STD
168-002	LOWER RADIATOR GUARD			STD
138-010	PHILLIPS-TEMRO 750 WATT/115 VOLT BLOCK HEATER	4		\$108.00
140-022	CHROME ENGINE HEATER RECEPTACLE MOUNTED UNDER LH DOOR			\$14.00
134-001	ALUMINUM FLYWHEEL HOUSING			STD
132-004	ELECTRIC GRID AIR INTAKE WARMER			STD
155-058	DELCO 12V 38MT HD STARTER WITH INTEGRATED MAGNETIC SWITCH			\$39.00

Transmission

342-1MR	ALLISON 2200 EVS AUTOMATIC TRANSMISSION WITH PARK PAWL WITH PTO PROVISION			\$1,220.00
---------	---	--	--	------------

Transmission Equipment

343-301	ALLISON VOCATIONAL PACKAGE 354 - AVAILABLE ON 1000/2000 PRODUCT FAMILIES WITH VOCATIONAL MODELS RDS, EVS, HS, MH, PTS AND SPS			STD
84B-003	ALLISON VOCATIONAL RATING FOR FIRE TRUCK/EMERGENCY VEHICLE APPLICATIONS AVAILABLE WITH ALL PRODUCT FAMILIES			N/C
84C-007	PRIMARY MODE GEARS, 6 FORWARD GEARS WITH MANUAL SELECTION FOR 3, 2 AND 1, AVAILABLE FOR 1000/2000 PRODUCT FAMILIES ONLY			N/C
84N-000	NEUTRAL AT STOP - DISABLED, FUELSENSE - DISABLED			STD
84U-000	DRIVER SWITCH INPUT - DEFAULT - NO SWITCHES			STD
353-022	VEHICLE INTERFACE WIRING CONNECTOR WITHOUT BLUNT CUTS, AT BACK OF CAB			\$43.00
34C-001	ELECTRONIC TRANSMISSION CUSTOMER ACCESS CONNECTOR FIREWALL MOUNTED			\$38.00
362-1BU	CUSTOMER INSTALLED CHELSEA 230/231/236 SERIES PTO			N/C

Application Version 8.9.003
 Data Version PRL-10M.016
 Sheriff



03/03/2016 10:00 AM

Page 4 of 15

Prepared for:
 Jason Cavallo
 Horton Emergency Vehicles
 3800 McDowell Rd
 Grove City, OH 43123
 Phone: 614 539 8181

Prepared by:
 Steve Tancos
 FYDA FREIGHTLINER
 COLUMBUS, INC
 1250 WALCUTT ROAD
 COLUMBUS, OH 43228
 Phone: 614 851 0002

Data Code	Description	Weight Front	Weight Rear	Retail Price
363-001	PTO MOUNTING, LH SIDE OF MAIN TRANSMISSION			N/C
341-018	MAGNETIC PLUGS, ENGINE DRAIN, TRANSMISSION DRAIN, AXLE(S) FILL AND DRAIN			STD
345-074	DASH MOUNTED T-HANDLE CABLE SHIFT CONTROL WITH PARK POSITION FOR INTERNAL PARK PAWL			N/C
97G-006	TRANSMISSION PROGNOSTICS - DISABLED (N/A) 2013, FOR USE IN 1000/2000 ONLY			STD
370-015	WATER TO OIL TRANSMISSION COOLER, IN RADIATOR END TANK			STD
346-001	TRANSMISSION OIL CHECK AND FILL			STD
35T-001	SYNTHETIC TRANSMISSION FLUID (TES-295 COMPLIANT)			STD

Front Axle and Equipment

400-1A5	DETROIT DA-F-10.0-3 10,000# FF1 71.5 KPI/3.74 DROP SINGLE FRONT AXLE			N/C
402-021	MERITOR 15X5 Q+ CAST SPIDER CAM FRONT BRAKES, DOUBLE ANCHOR, FABRICATED SHOES			\$140.00
403-026	FIRE AND EMERGENCY SEVERE SERVICE, NON-ASBESTOS FRONT LINING			N/C
419-023	CONMET CAST IRON FRONT BRAKE DRUMS			STD
409-021	SKF SCOTSEAL PLUS XL FRONT OIL SEALS			STD
408-001	VENTED FRONT HUB CAPS WITH WINDOW, CENTER AND SIDE PLUGS - OIL			STD
416-022	STANDARD SPINDLE NUTS FOR ALL AXLES			STD
405-002	MERITOR AUTOMATIC FRONT SLACK ADJUSTERS			STD
536-050	TRW THP-60 POWER STEERING			STD
539-003	POWER STEERING PUMP			STD
534-015	2 QUART SEE THROUGH POWER STEERING RESERVOIR			STD
40T-001	ORGANIC SAE 80/90 FRONT AXLE LUBE			STD

Front Suspension

620-062	10,000# TAPERLEAF FRONT SUSPENSION			\$21.00
619-005	MAINTENANCE FREE RUBBER BUSHINGS - FRONT SUSPENSION			STD
62H-998	NO FRONT SUSPENSION SPRING BRACKET OPTIONS			STD
629-004	FRONT SWAYBAR	60		\$495.00
410-001	FRONT SHOCK ABSORBERS			STD

Application Version 8.9.003
 Data Version PRL-10M.016
 Sherrif



03/03/2016 10:00 AM

Page 5 of 15

Prepared for:
 Jason Cavallo
 Horton Emergency Vehicles
 3800 McDowell Rd
 Grove City, OH 43123
 Phone: 614 539 8181

Prepared by:
 Steve Tancos
 FYDA FREIGHTLINER
 COLUMBUS, INC
 1250 WALCUTT ROAD
 COLUMBUS, OH 43228
 Phone: 614 851 0002

Data Code	Description	Weight Front	Weight Rear	Retail Price
Rear Axle and Equipment				
420-1CY	DETROIT DA-RS-15.0-2 15,000# F-SERIES SINGLE REAR AXLE		-185	\$676.00
421-456	4.56 REAR AXLE RATIO			N/C
424-001	IRON REAR AXLE CARRIER WITH STANDARD AXLE HOUSING			STD
386-079	MXL 16T MERITOR EXTENDED LUBE MAIN DRIVELINE WITH HALF ROUND YOKES	-20	-20	(\$359.00)
423-001	MERITOR 15X6 Q+ CAM REAR BRAKES, DOUBLE ANCHOR, FABRICATED SHOES		-30	N/C
433-025	FIRE AND EMERGENCY SEVERE SERVICE NON-ASBESTOS REAR BRAKE LINING			N/C
434-005	BRAKE CAMS AND CHAMBERS ON FORWARD SIDE OF DRIVE AXLE(S) WITH AUXILIARY SUPPORT BRACKETS			STD
451-018	WEBB CAST IRON REAR BRAKE DRUMS		50	N/C
440-006	REAR OIL SEALS			N/C
426-074	HALDEX GOLDSEAL LONGSTROKE 1-DRIVE AXLE SPRING PARKING CHAMBERS			STD
428-002	MERITOR AUTOMATIC REAR SLACK ADJUSTERS			STD
41T-001	ORGANIC SAE 80/90 REAR AXLE LUBE			STD
Rear Suspension				
N	622-1CX	AIRLINER 12,000# REAR SUSPENSION	-40	\$6.00
	621-047	AIRLINER LOW POSITION RIDE HEIGHT		N/C
	431-001	STANDARD AXLE SEATS IN AXLE CLAMP GROUP		STD
	888-050	IGNITION CONTROLLED ELECTRIC DUMP SWITCH FOR AIR SUSPENSION WITH GAUGE		\$196.00
	87D-001	REAR AIR SUSPENSION DUMP VALVE AUTOFILL WITH IGNITION OFF OR >5 MPH WITH INDICATOR LIGHT		N/C
	910-004	DUAL AIR REAR SUSPENSION LEVELING VALVES		\$82.00
	623-002	TRANSVERSE CONTROL RODS		STD
	630-006	10,000/15,000# AIRLINER REAR SUSPENSION STABILIZER BAR	50	\$816.00
	439-004	REAR SHOCK ABSORBERS - ONE AXLE (AIR RIDE SUSPENSION)		STD
Brake System				
	018-002	AIR BRAKE PACKAGE		STD
	490-100	WABCO 4S/4M ABS WITHOUT TRACTION CONTROL		STD

Application Version 8.9.003
 Data Version PRL-10M.016
 Sherrif



03/03/2016 10:00 AM

Page 6 of 15

Prepared for:
 Jason Cavallo
 Horton Emergency Vehicles
 3800 McDowell Rd
 Grove City, OH 43123
 Phone: 614 539 8181

Prepared by:
 Steve Tancos
 FYDA FREIGHTLINER
 COLUMBUS, INC
 1250 WALCUTT ROAD
 COLUMBUS, OH 43228
 Phone: 614 851 0002

Data Code	Description	Weight Front	Weight Rear	Retail Price
871-001	REINFORCED NYLON, FABRIC BRAID AND WIRE BRAID CHASSIS AIR LINES			STD
904-001	FIBER BRAID PARKING BRAKE HOSE			STD
412-001	STANDARD BRAKE SYSTEM VALVES			STD
46D-002	STANDARD AIR SYSTEM PRESSURE PROTECTION SYSTEM			STD
413-002	STD U.S. FRONT BRAKE VALVE			STD
432-003	RELAY VALVE WITH 5-8 PSI CRACK PRESSURE, NO REAR PROPORTIONING VALVE			STD
480-086	BW AD-9SI BRAKE LINE AIR DRYER WITH HEATER			N/C
479-015	AIR DRYER FRAME MOUNTED			STD
460-008	STEEL AIR BRAKE RESERVOIRS MOUNTED INSIDE RAIL			\$4.00
477-008	BW DV-2 AUTO DRAIN VALVE WITH HEATER - WET TANK			\$73.00
Trailer Connections				
335-004	UPGRADED CHASSIS MULTIPLEXING UNIT			STD
32A-002	UPGRADED BULKHEAD MULTIPLEXING UNIT			STD
Wheelbase & Frame				
545-442	4425MM (174 INCH) WHEELBASE			N/C
546-094	9/32X3-7/16X10-1/16 INCH STEEL FRAME (7.14MMX255.6/0.281X10.06 INCH) 80KSI	-60	-10	STD
552-030	1600MM (63 INCH) REAR FRAME OVERHANG			STD
55W-006	FRAME OVERHANG RANGE: 61 INCH TO 70 INCH			N/C
AC8-99D	CALC'D BACK OF CAB TO REAR SUSP C/L (CA) : 108.45 in			
AE8-99D	CALCULATED EFFECTIVE BACK OF CAB TO REAR SUSPENSION C/L (CA) : 105.45 in			
AE4-99D	CALC'D FRAME LENGTH - OVERALL : 266.39			
AM6-99D	CALC'D SPACE AVAILABLE FOR DECKPLATE : 108.45 in			
FSS-0LH	CALCULATED FRAME SPACE LH SIDE : 120.04 in			N/C
FSS-0RH	CALCULATED FRAME SPACE RH SIDE : 121.66 in			N/C
553-001	SQUARE END OF FRAME			STD
550-001	FRONT CLOSING CROSSMEMBER			STD
559-001	STANDARD WEIGHT ENGINE CROSSMEMBER			STD
562-001	STANDARD MIDSHIP #1 CROSSMEMBER(S)			STD
572-001	STANDARD REARMOST CROSSMEMBER			STD

Application Version 8.9.003
 Data Version PRL-10M.016
 Sheriff



03/03/2016 10:00 AM

Page 7 of 15

Prepared for:
 Jason Cavallo
 Horton Emergency Vehicles
 3800 McDowell Rd
 Grove City, OH 43123
 Phone: 614 539 8181

Prepared by:
 Steve Tancos
 FYDA FREIGHTLINER
 COLUMBUS, INC
 1250 WALCUTT ROAD
 COLUMBUS, OH 43228
 Phone: 614 851 0002

Data Code	Description	Weight Front	Weight Rear	Retail Price
565-001	STANDARD SUSPENSION CROSSMEMBER			STD
Chassis Equipment				
556-1AR	THREE-PIECE 14 INCH CHROMED STEEL BUMPER WITH COLLAPSIBLE ENDS	30		\$347.00
558-001	FRONT TOW HOOKS - FRAME MOUNTED	15		\$96.00
574-001	BUMPER MOUNTING FOR SINGLE LICENSE PLATE			STD
586-024	FENDER AND FRONT OF HOOD MOUNTED FRONT MUDFLAPS			STD
551-007	GRADE 8 THREADED HEX HEADED FRAME FASTENERS			STD
Fuel Tanks				
204-217	34 GALLON/128 LITER SHORT RECTANGULAR ALUMINUM FUEL TANK - LH			\$83.00
218-005	RECTANGULAR FUEL TANK(S)			STD
215-005	PLAIN ALUMINUM/PAINTED STEEL FUEL/HYDRAULIC TANK(S) WITH PAINTED BANDS			STD
212-007	FUEL TANK(S) FORWARD			STD
664-001	PLAIN STEP FINISH			STD
205-001	FUEL TANK CAP(S)			STD
122-084	ALLIANCE FUEL FILTER/WATER SEPARATOR WITH PRIMER PUMP			STD
216-020	EQUIFLO INBOARD FUEL SYSTEM			STD
202-016	HIGH TEMPERATURE REINFORCED NYLON FUEL LINE			STD
Tires				
093-0E5	MICHELIN XZE 245/70R19.5 16 PLY RADIAL FRONT TIRES	-82		(\$348.00)
094-1FT	MICHELIN XDS2 245/70R19.5 16 PLY RADIAL REAR TIRES		-144	(\$412.00)
Hubs				
418-056	CONMET PRESET PLUS IRON FRONT HUBS			STD
450-014	WEBB IRON REAR HUBS		-20	N/C
Wheels				
502-1E5	ALCOA 77362X 19.5X7.50 10-HUB PILOT 5.23 INSET ALUMINUM DISC FRONT WHEELS	-64		\$366.00
505-1E5	ALCOA 77362X 19.5X7.50 10-HUB PILOT ALUMINUM DISC REAR WHEELS		-128	\$732.00
524-001	POLISHED FRONT WHEELS; OUTSIDE ONLY			\$46.00

Application Version 8.9.003
 Data Version PRL-10M.016
 Sherrif



03/03/2016 10:00 AM

Page 8 of 15

AMBULANCE SPECIFICATIONS**FSA16-VEF12.0****FIRE EXTINGUISHER:**

Two (2) 5# ABC fire extinguishers, with mounting brackets, shall be supplied on the completed vehicle per the notations below.

Quantity:

Note: Ship Loose

Locate:

Locate:

COT MOUNTS AND ACCESSORIES:

The following cot mounting hardware shall be installed per the instructions listed below. The installation shall meet the hardware manufacturer's installation guidelines. In addition, the installation process shall have been subjected to Hygee sled testing as outlined elsewhere within this document.

Does your installation meet the sled testing requirements?

COT MOUNT:

One (1) Ferno Washington Stat Trac cot mount system shall be installed per the instructions and recommendations of the hardware manufacturer. The cot mount installation must meet all requirements for cot retention as set forth in the current federal specification.

Cot Model:

LIGHTBARS:

Lightbar information, as may be required, is noted below:

FRONT LIGHTBAR FOR 96" BODY:

The lightbar specified below shall be installed per the lightbar mounting instructions that follow. This lightbar shall be a maximum of 86" wide for installation with a 96" wide body.

FRONT LIGHT BAR:

The light bar, as described below, shall be provided per the information listed below. Installation of this light bar on the vehicle shall follow the instructions given under the "Light Bar Mounting" section of this specification.

Model: WHELEN 55" FREEDOM BAR

Configure: RRWRWRWR

ELECTRICAL EMERGENCY VISUAL WARNING SYSTEMS:

Warning lights are to be installed per the following instructions:

M Series control wire

The unit shall include a control wire designed to allow for changing the flash patterns on the specified M Series lighting.

AMBULANCE SPECIFICATIONS**FSA16-VEF12.0****HEADLIGHT FLASHER:**

The vehicle headlights shall alternately flash through the activation of the appropriate switch on the cab control console. This feature shall be accomplished through a solid state flashing device that is a part of the primary electrical control board.

A programmable phase control shall be built into the system board to allow alteration of the light flashing sequence. The flash pattern must be capable of being switched from an alternating pattern to a pulsating pattern.

The phase of "on" time can be programmed to flash when desired for an effective light pattern. For instance: If the left grill light is flashing "on", the right flashing headlight is desired to be "on". Different flash patterns may be achieved through programming.

L.E.D. LIGHTING:

Whelen M7 Series red L.E.D. lighting shall be installed per the quantity and location requirements listed below. All lighting is to include the optional chrome flange.

Location: (1) EACH CHASSIS FENDER AS INTERSECTION
Lens color: CLEAR

L.E.D. LIGHTING:

Whelen M9 Series amber L.E.D. lighting shall be installed per the quantity and location requirements listed below. All lighting is to include the optional chrome flange.

Location: CENTERED ABOVE REAR ENTRY DOORS
Lens color: CLEAR

L.E.D. LIGHTING:

Whelen M9 Series red L.E.D. lighting shall be installed per the quantity and location requirements listed below. All lighting is to include the optional chrome flange.

Location: (2) STREETSIDE
(2) CURBSIDE
(2) FRONT FACE OF BODY
(2) REAR FACE OF BODY, WINDOW LEVEL
(2) REAR FACE OF BODY, UPPER OUTBOARD CORNERS
Lens color: CLEAR

L.E.D. LIGHTING:

Whelen M6 Series red L.E.D. lighting shall be installed per the quantity and location requirements listed below. All lighting is to include the optional chrome flange.

Location: ABOVE EACH REAR WHEEL WELL
Lens color: CLEAR

AMBULANCE SPECIFICATIONS**FSA16-VEF12.0****L.E.D. LIGHTING:**

Whelen M9 Series white L.E.D. lighting shall be installed per the quantity and location requirements listed below. All lighting is to include the optional chrome flange.

Location: CENTERED FRONT FACE OF BODY

AUDIBLE EMERGENCY WARNING SYSTEMS:

The following audible emergency warning features shall be installed on the vehicle:

AIR HORNS:

One pair of 25" Grover Stuttertone air horns shall be installed and activated per the information provided below by the chassis O.E.M.

Trumpet Location: One on each side of the hood
Switch Location: Steering wheel and passenger's side of dash

FOOT SWITCH AIR HORN ACTIVATION:

A foot switch shall be installed as noted to below to activate the airhorns specified above.

Locate:

SIREN:

The vehicle manufacturer shall supply and install a Whelen 295SLSA1 siren as noted below.

Siren Location: Cab Radio Console
Quantity: 1

SIREN INSTALLATION:

The electronic siren specified above shall be installed in the designated location and wired for operation through the speakers noted below.

SIREN SPEAKERS:

Cast Products #SA3805 speakers shall be installed on the chassis per the instructions listed below. The speakers shall be wired for operation through the siren listed above.

Quantity: 2
Locate: Bumper mounted

SIREN SPEAKER INSTALLATION:

The siren speakers specified above shall be bumper mounted and wired for operation.

LIGHTING:

Lighting information is noted below:

AMBULANCE SPECIFICATIONS

FSA16-VEF12.0

SIDE BODY RUNNING LIGHTS:

One Whelen M6 Series L.E.D. light with a red lens and a chrome flange shall be installed on each side of the vehicle towards the rear of the body. These lights shall function as both running lights and turn signals.

EXTERIOR COMPARTMENT LIGHTING:

The compartment lighting for the exterior compartments noted above shall consist of LED lighting strips. Strips of LED lights shall be installed on each side of the compartment opening on the inside of the door jamb and shall direct the light back into the compartment. These light strips shall fit securely into clips installed in this location. These strips shall be semi rigid. Please note that rope lighting is not an acceptable alternative to this requirement.

ICC MARKER LIGHTS:

The required ICC marker lights for this vehicle are to be LED. Bidder should note that some lightbars have ICC lights already installed. In that case those lights shall be installed in lieu of the lights described here unless denoted within this document.

M9 SERIES LED SCENE LIGHT:

Whelen M9 Series LED Scene Lights shall be installed in the quantity and locations noted below. Each light shall include the optional chrome flange. These lights shall be activated by right and left side switches located within the front electrical control console. Additional means of activation, if any, are listed in the electrical section of these specifications.

Quantity:
Locate:

TAIL LIGHTS:

Whelen M6 Series L.E.D. tail/brake, back-up, and turn signal lights shall be installed on the rear of the module body per the instructions listed below. All six of these lighting assemblies shall include the optional chrome flange. The tail/brake and turn signals shall be L.E.D. style lights. The back-up light shall be halogen.

Locate:

ELECTRICAL POWER GROUP:

The vehicle electrical system is extremely important to this purchaser. The requirements for the onboard electrical system are noted in detail below. The bidder's electrical system, should it deviate in any way from that which is specified, shall be explained in great detail. This explanation shall present facts relative to the bidder's system only. The bidder shall not draw any comparisons between the electrical system being offered, and the system being specified. Any comparisons or decisions regarding one system versus another will be made solely by the purchaser and shall be based entirely on the written description as provided by the bidder at the time the proposal is submitted. All decisions made by the purchaser as to the merits of one system over another will be final and will not be subject to discussion, either verbal or written, at any point.

AMBULANCE SPECIFICATIONS

FSA16-VEF12.0

ELECTRICAL CONTROL SYSTEM STANDARDS:

The electrical control system must meet all current ambulance design standards to include, KKK 1822, NFPA 1917 and AMD. A system is desired that is easy to use, simple in design and allows electrical problem diagnosis and repair time to be minimized. The electrical system must be thoroughly engineered and manufactured to allow simple personnel operation. Finally, the system must be designed so that the probability of experiencing dead batteries, shorted electrical components and engaging in lengthy troubleshooting procedures will be reduced. In some cases the electrical output provided by the chassis charging system can be marginal and under certain circumstances the electrical load can exceed the alternator output. In addition, some electrical systems have not provided proper circuit protection and at times have not provided adequate wiring for the load. To address the above objectives, the following minimum electrical system design is required:

CONVERTER ADDED CHASSIS CHARGING ENHANCEMENT:

The basic design for the chassis electrical output system must include equipment that provides adequate electrical needs to operate the vehicle's electrical components. In addition, a system is desired that continually monitors the chassis voltage and amperage outputs. The end result of the desired electrical output system is longer battery life, less down time associated with charging system repairs, and the fulfillment of each and every emergency response.

BATTERY SELECTOR SWITCH:

A two-position power selector, turning the battery power to the ambulance systems either On or Off shall be furnished. The switch shall be located on or near the driver's seat base. Unless otherwise specified, the battery switch shall not disconnect power to the OEM chassis systems. Note: certain chassis are permitted from disconnecting chassis power with this switch.

Automatic Throttle Advance:

In order to reduce the number of component parts and unnecessary throttle linkages, the factory electronic throttle control shall be utilized to activate the throttle advance system. The controls shall require that the chassis be placed in Park or Neutral with the Module Disconnect switch in the On position and the Park Brake engaged before activation of the throttle advance. A digital display warning on the driver console, accompanied by an audible tone, must instruct the driver to Set Park Brake or Release Park Brake to engage or disengage the automatic throttle control. No Exceptions.

AMBULANCE SPECIFICATIONS

FSA16-VEF12.0

AUTOMATIC LOAD MANAGEMENT:

In order to insure that onboard personnel attention is focused on victim care rather than being occupied with monitoring vehicle systems, an automatic load management system is required. The bidder must provide a system that continually monitors the vehicles charging system while it is sitting on scene. The system design shall have the ability to automatically shut down not less than ten pre-programmed electrical circuits to prevent a deficit charging condition while the vehicle is sitting at idle. The system shall be programmed to constantly scan the electrical system.

If a deficit charging condition continues for more than one minute, a pre-programmed circuit shall shut down, correspondingly reducing the electrical draw. If the deficit condition continues, a second circuit shall automatically shut down. This process shall continue to repeat at one-minute intervals until at least ten circuits are shut down with corresponding load reductions. In the event any circuits are being controlled (disabled) by the load management system, the driver must be informed in two ways. First, a digital display warning shall appear on the driver information panel indicating Load Management Active. At the same time, the L.E.D. switch indicator light shall begin to flash for each specific circuit that is being disabled. Systems that cannot indicate specific circuits being affected by the Load Management System are not acceptable.

Load management systems must be programmed through a microprocessor based logic and memory system rather than a series of mechanical relays. Systems that require manual activation of Load Management will not be acceptable. Once the deficit condition ceases to exist, the system must be capable of restarting any disabled circuit without any action required by the driver.

The bidder is required to furnish a system that permits the end user, if he so desires, to determine prior to production the order of priority for shedding loads. Although the entire system must function automatically, it must also be designed so that it can be set by the end user to a mode for restocking, training, or maintenance convenience. The System Off setting shall not be merely a switch which would permit the operator to easily turn off Load Management. The intent is to keep the system active at all times when the vehicle is in operation.

LOW AMPERAGE SWITCHING:

Electrical devices that are not activated automatically shall be controlled from either the cab or patient area control panels through the use of manual switches. A low amperage switch that sends only an on/off signal to the central electrical distribution area is required. The switches provided shall have documented durability ratings at a minimum of fifty million (50,000,000) cycles. The switch design shall include magnetic technology to attain the required durability ratings. Switches that are rocker style will not be acceptable due to their tendency to degrade and fail in continued field use. To eliminate loose or poor contacts, it is unacceptable to have soldered or terminal type connections for the switches. The switches must be an inherent part of the panels.

AMBULANCE SPECIFICATIONS

FSA16-VEF12.0

SWITCH "ON" INDICATOR LIGHT:

All switches (unless otherwise noted) on the panels described below shall include a red L.E.D. indicator light that will indicate when power is being applied to a circuit. Designs that have indicator lights that activate to indicate switch position only are not acceptable. In addition, the indicator lights shall be independently programmable to flash or steady burn as required to meet the end user specification.

SWITCH PANEL DESIGN:

Both the driver and the patient area switch panels must be designed so they can be easily decontaminated. Current designs make decontamination impossible when an attendant must use a contaminated glove to operate the switch panel while treating a patient. These areas become breeding grounds for bacteria. For this reason, the switch panels must be built in such a manner that there are no openings or crevices on the panel faces. The entire switch panel must be sealed with a protective overlay material. There shall be no printing or labeling on the face of this material. Holes in the panel through which switches, backlighting, or legends are inserted will be unacceptable. The panels must be cleanable with any commercially available spray type cleaner or disinfectant commonly used by EMS systems with no damage created by fluids leaking through openings onto the circuit boards or switch contacts.

The panel surface must be covered with a polyester film laminate for enhanced solvent resistance, strength, and durability. Both front and rear switch panels shall have been tested to at least a 24 hour exposure under DIN 42 115 Part 2 for the following commonly used chemicals: hydrogen peroxide <25%, bleach <20%, glycol, isopropanol, xylene, benzene, phosphoric acid <30%, ammonia <2%, hydrochloric acid <10%, acetic acid <50%, sulphuric acid <10%, diesel fuel, silicone oil, linseed oil, Windex, Formula 409, Fantastic, Wisk, Downey, washing powders, fabric conditioner, Ajax, and glycerin. The bidder shall be required, if asked, to provide the appropriate documentation showing that the above chemicals produced no visible damage after at least a 24 hour exposure. Bidders should be cautioned that commonly used polycarbonate or vinyl membrane fascia and nameplate substrates for electrical panels will not meet this requirement.

The panels shall be spill resistant to shed accidental moisture from spilled soft drinks or coffee cups. In addition, the surfaces of the panels shall be antimicrobial. This antimicrobial property is to be inherent in the surface material itself and shall not need to be reapplied at any point in the future. Products offered that include aftermarket treatments of the panel surfaces will not be considered.

SWITCH PANEL BACKLIGHTING:

All switch perimeters shall be lighted and raised for ease of switch location at night. In addition, the control panels shall include a red color LED indicator -to further distinguish switch activation. The switch panels shall include, on each panel, an individual intensity control. Switch panel lighting that operates at the same level as the cab instrument panel or that illuminates both the front and rear panels at the same intensity will not be considered. The bidder must provide totally independent control for each panel.

AMBULANCE SPECIFICATIONS

FSA16-VEF12.0

CAB CONTROL SWITCHING AND LCD DISPLAY:

Switch Activation:

The cab control center shall include 8 critical buttons installed in protective enclosure with proper ventilation to maintain temperature. The following minimum circuits shall be provided on the switch panel:

- Module Disconnect
- Emergency Master
- Emergency
- Interior Lights
- Exterior Lights
- Home
- Apps
- Options

The following displays will appear on the Home screen of the cab console:

- Voltage (to the nearest 0.10 volt)
- Amperage (to the nearest amp)
- Outside Temperature
- Inside Patient Area Temperature
- Access or Compartment Door Open Warning Message and Display
- Electrical System Diagnostics
- 24 Hour Clock
- HVAC
- Emergency Brake Warning
- Accent Lighting and Backlighting Controls
- Patient Warning

AMBULANCE SPECIFICATIONS

FSA16-VEF12.0

PATIENT AREA CONTROL SWITCHES AND LCD DISPLAY:

Switch Activation: Home

The patient area control center shall include 8 mission critical buttons installed in a backlight aluminum control panel. The following circuits shall be provided on the Home screen of the switch panel:

- Rear Heat/AC Activation and Separate Temperature Control
- Rear Heat/AC Fan Speed Control
- Power Vent
- Interior Lights
- Oxygen and Suction
- Patient Status
- Stop Clock
- Oxygen Line Pressure
- Oxygen Cylinder Pressure
- Exterior Lights

Digital Message Center:

The following digital displays shall appear on the faceplate of the patient area control console when selected:

- Patient Area Temperature
- Thermostat Setting
- Oxygen Tank Pressure
- Oxygen Line pressure
- Oxygen Warning

MODULE COMPARTMENT AND ACCESS DOOR SWITCHES:

Exterior circuits such as loading lights, side scene lights and compartment lights shall be activated by low amperage, non-mechanical switches. The type of switch desired is a magnetic sensitive switch that activates the circuit when the magnetic plane is broken. Plunger type switches are not acceptable because of their short useful life and higher amperage requirements.

DOOR OPEN INDICATOR:

A vehicle graphic door open warning indicator, with accompanying audible chime shall be installed in both the cab and patient area. A digital display shall appear on both consoles indicating which specific door has been left ajar.

Under no circumstances will red flashing lights or systems that do not specifically pinpoint a specific open door be acceptable.

AMBULANCE SPECIFICATIONS

FSA16-VEF12.0

CENTRAL ELECTRICAL DISTRIBUTION AREA:

The electrical system smart modules shall be independent and include their own logic. They must include RAM memory to execute commands without having to rely on a central CPU. The system must not be centered around the use of a logic-controlled microprocessor built into a single circuit board. This logic control system is required to maximize reliability of the electrical system and to minimize downtime. It must be provided in order to match the type of control system used in the chassis and to prevent communication problems caused when dissimilar systems are employed. The design of the system must totally separate chassis operation from converter feature installations. In the unlikely event of converter component failure, the chassis must still remain operable.

The computer based electrical system must utilize components similar in design to the computerized chassis functions such as the OEM cruise control system, fuel feed system, transmission control system and braking system.

MULTIPLEXED ELECTRICAL COMMUNICATIONS SYSTEM:

Because most chassis manufacturers have chosen multiplex electrical communication technology to operate the chassis system, this purchaser requires the same technology for the converter-added systems. A standardized electrical control and wiring system is required. The vehicle manufacturer must own and control all rights to the electrical system. Standard systems controlled by outside vendors and modified for a specific vehicle or manufacturer will not be acceptable due to the unpredictability for future parts or service. Switch panels or modules that are not standard in design and are not interchangeable from one unit to another will not be considered. Since solid state logic-controlled technology is commonly available and not proprietary to any one manufacturer and has been proven to be more reliable with greater benefits, a blanket exception or clarification regarding the electrical specification is not acceptable and will be cause for automatic rejection of the bid.

In addition, the system will consist of a series of input / output control modules to manage and feed information and to control the various circuits required by this specification. Each smart module must have 32 outputs and 10 inputs. The smart modules shall have a chassis gateway interface with a 120 amp max output. Mate-Lock connectors shall be used for all load connections. Molex connectors shall be used for data transmission lines. Under no circumstances will systems be acceptable that utilize screw type terminals or card connectors due to their susceptibility to working loose due to vibration normally encountered on a vehicle.

Under no circumstances may the operation of the central processing unit or the input or output modules be based upon the operation of mechanical relays. Relay based systems require higher amperage operating current and rely on mechanical contact points designed to degrade with use, creating short duty cycles for the vehicle electrical system. Relay based systems, due to those limited short duty cycles, will not be acceptable for the requirements of this specification.

AMBULANCE SPECIFICATIONS

FSA16-VEF12.0

UNIT FUNCTION:

The electrical control system shall be fully programmable and shall control a number of functions. The minimum functions to be controlled are as follows:

- No Load Starting Circuit (as defined in subsequent sections of this specification)
- Load Management
- Sequenced Start Circuit Activation
- Electrical System Diagnostics
- Climate Control Heat/AC operation
- Intensity Controls for Patient Dome Lights
- Oxygen Warning System (high and low pressure)
- All Warning Light Flashers and Flash Patterns
- Patient Status System
- Electrical Diagnostics

UNIT FUNCTION OPTIONS:

The electrical control system shall be capable of adding the following options:

- Up to four cameras
- Emergency GPS
- Pulse width Modulation
- USB port for field upgradability
- Seat belt monitor display
- Remote system activation from a mobile device
- Record ambulance PM schedule

The electrical control system shall include the ability to manage user defined maintenance issues. It shall also allow for the notification of critical care issues such as oil changes and tire rotations.

CIRCUIT PROTECTION:

Each converter added electrical circuit must have circuit protection for both over current limit and over temperature condition. The circuit protection shall be provided by solid-state circuit breaker/switching devices (MOSFETS) for both the input and output wire feeds for each circuit. The circuit protection shall require no user intervention such as that required for circuit breakers or fuses. The system shall be able to indicate an output fault warning.

AMBULANCE SPECIFICATIONS

FSA16-VEF12.0

FIELD PROVEN AND TIME TESTED ELECTRICAL SYSTEM:

The converter-added electrical system represents the most important system in the design of this ambulance. Reliability and proven performance is essential. Therefore, the bidder must be able to demonstrate that they have at least ten years experience with solid state logic-controlled electrical systems installed in emergency vehicles. Further, the bidder must be capable of all programming required by the system without turning to outside vendors. This includes custom-programmed items as may be delineated in this specification.

The bidder may be required to demonstrate an in production or in service vehicle in order to guarantee compliance with this requirement. Prototype or first of a kind electrical systems are not acceptable. The purchaser may require the bidder to furnish specific references to further document compliance.

WIRING:

The following minimum wiring standards are required:

Identification

By color, by itemized number, and by actual circuit name, stamped every 4-6"

Size:

Size will vary and will be dependent upon each wire being able to carry a minimum of 125% of the actual circuit load.

Protection of Wiring:

All wiring must be run in breakaway wire loom for protection against abrasion or chafing.

ELECTRICAL SYSTEM DIAGNOSTIC CHECK:

The electrical system must have built-in capability to self check each converter-added circuit and identify a short or open circuit by means of a single diagnostic switch. . The diagnostic system shall be operable from the driver's seat without exiting the vehicle. Diagnostic systems that are incorporated into exterior compartments, patient area interior cabinets, or remote locations will not be acceptable. The relevant information shall be displayed on the digital display on the cab switch panel. When the operator activates the Run Diagnostic switch, the unit will initiate the systems check. The digital display shall flash the message Running Diagnostics while the check is in progress. The system must go through all outputs for the vehicle to check for malfunctions. If a malfunction is found, the display shall stop flashing and steady burn to indicate the message Module #, Output #, Fail. This message will direct the service staff to the correct output module and the correct wire number in order to troubleshoot and repair the system. Once a failure is identified, the operator may continue to run the remainder of the diagnostic by pressing the Warning Reset switch. The bidder shall furnish with the vehicle a detailed diagram indicating each input and output module number and identifying each circuit controlled by the module.

AMBULANCE SPECIFICATIONS

FSA16-VEF12.0

ELECTRICAL SYSTEM SUPPORT DATA:

Being able to service the electrical system should the need arise is of the utmost importance. To reduce the down time associated with servicing, the following information shall be provided at the time of delivery:

1. Electrical system operating instructions
2. Patient area heating/AC schematic and parts list
3. Oxygen and vacuum system schematic, parts list and leak check instructions
4. Battery and alternator schematic and system description
5. Radio communications installation instructions
6. Wire description list for converter added wiring
7. Individual schematics for all converter added electrical circuits

MODULE DISCONNECT DEFAULT:

The 'Module Disconnect' circuit shall default to the "on" position when the battery switch is activated. Manual activation of the switch is not acceptable.

BATTERY SWITCH:

A two position 'On-Off' "Master" battery switch shall be installed on the vehicle within easy reach of the driver. This switch shall control power to the converter-added electrical circuits. Items specified to be wired "Battery Hot" shall not be affected by the Master battery switch. Under no circumstances shall this switch control the chassis O.E.M. circuitry. All chassis power (ignition, headlights, etc.) shall remain as designed by the chassis builder.

PREWIRE FOR INVERTER:

The vehicle converter shall furnish and install the necessary wiring for the installation, at a later time the following inverter.

Wiring Location: Street side intermediate #2 compartment

110V INTERIOR OUTLETS:

Duplex 110V interior electrical outlets shall be installed. Quantity and location information is noted below. Each outlet shall be GFI protected and shall illuminate when powered.

Quantity:	2
Locate:	Inhalation Area
Locate:	Wall Over Bench

12V OUTLETS:

12 volt electrical outlets shall be installed within the vehicle. Quantity, location, and adapter type are provided below. All 12 volt outlets shall be protected by a Schottky medical isolator. In addition, the 12 volt outlets shall be wired through a 20 amp manual reset circuit breaker. All outlets, unless noted otherwise below, shall be battery switched. All 12 volt outlets shall be labeled.

Adapter Type:	Cigarette Lighter Style
Quantity:	3
Locate:	Inhalation Area (2)
Locate:	Front Wall Cabinet

AMBULANCE SPECIFICATIONS**FSA16-VEF12.0****SHORELINE:**

The vehicle shall be equipped with a Kussmaul Super Auto Eject non-arcing shoreline. The male shoreline inlet shall be installed as noted below. This inlet shall be a straight three-prong type and shall include the female adapter plug. The shoreline shall be designed so that the plug will automatically eject from the inlet in the event that the vehicle is started while still plugged in. The shoreline shall include a hinged cover to protect it from the elements. The shoreline system shall be designed to handle a 20 amp load, and shall also include a 20 amp inline GFI breaker.

Locate: Street Side of Module Body as Far Forward as Possible

EXTRA CIRCUIT BREAKER:

A Spare 15 amp manual resetting circuit breaker shall be installed as a provision for the possible installation, at a later time, of additional equipment. This feature is in addition to any prewire that may be included elsewhere within this vehicle specification. The total number of spare breakers is listed below:

Quantity: 1

CAB SWITCH PANEL INSTALLATION:

The cab control panel for the converter-added electrical circuits shall be flush mounted in the upper face of the cab console. The mounting surface shall be angled downward so that the LCD screen and switches are visible to both the driver and passenger positions.

REVERSE ACTIVATED REAR SIDE SCENE LIGHTS:

The rear scene lights on either side of the vehicle shall be programmed to be activated when the vehicle is placed into reverse gear. This is in addition to the other modes of operation as described elsewhere within this document. This feature shall be attained through the programming of the onboard electrical system. Systems that require additional wiring in order to provide this feature are not acceptable.

SIDE DOOR ACTIVATED CURB SIDE SCENES:

The curb side scene lighting shall be programmed to be activated when the patient compartment side access door is opened. This is in addition to the other modes of operation as described elsewhere within this document. This feature shall be attained through the programming of the onboard electrical system. Systems that require additional wiring in order to provide this feature are not acceptable.

REVERSE ACTIVATED LOADING LIGHTS:

The load lighting on the rear of the vehicle shall be programmed to be activated when the vehicle is placed into reverse gear. This is in addition to the other modes of operation as described elsewhere within this document. This feature shall be attained through the programming of the onboard electrical system. Systems that require additional wiring in order to provide this feature are not acceptable.

AMBULANCE SPECIFICATIONS**FSA16-VEF12.0****AUDIBLE LOW VOLTAGE ALARM::**

An audible alarm shall be programmed to warn the operator should the vehicle's voltage drop below 11.8 volts for 120 seconds.

EMERGENCY BRAKE WARNING:

When the vehicle is placed into 'Park' or 'Neutral' with the "Module Disconnect" switch 'On' and the "Red Flashing Light" switch 'On', then an audible alarm, accompanied by a visual readout on the cab console digital display, shall warn the vehicle operator to engage the emergency brake. Likewise, when the vehicle is placed into gear, then the same alarm will sound with a visual display warning the operator to disengage the emergency brake.

REPORT LIGHT:

Report lighting, as described below, shall be installed within the patient area. The fixture shall be LED. The fixture shall be controlled via a switch on the attendant control panel. This design will allow for simple "one touch" operation while still providing for flexibility in terms of lighting needs.

Quantity: (1)

STEP WELL LIGHT:

A 10.5" LED Vista light strip will be installed on the bench side of the step well. Light to activate with door open through a magnetic door switch.

FLUORESCENT LIGHT:

Fluorescent lighting shall be installed per the quantity and location information noted below. Each light shall be a 24" Thinlite and shall be operable from the rear switch panel. Other modes of operation, as applicable, shall be noted elsewhere within this document.

Quantity:

Locate: Spaced Evenly from Front to Rear

PROGRAMMABLE LIGHT TIMER:

A momentary switch shall be installed as noted below to operate the specified lighting with the battery switch in the 'Off' position and the shoreline plugged in. The switch shall activate a programmable timer that will automatically shut the lights off after the specified period of time. This timer shall be field-programmable to allow the time to be adjusted after the vehicle has been delivered. The initial time setting shall be as follows:

Locate:

Light(s) Controlled:

Initial Time Setting:

AMBULANCE SPECIFICATIONS

FSA16-VEF12.0

DOME LIGHTS:

Whelen LED dome lights shall be installed in the patient area ceiling. Quantity and location information is listed below. The lights shall be recessed into the headliner and shall not protrude from the ceiling more than 1". All dome lighting shall be adjustable and shall be controlled via solid state switching at the patient area electrical control console.

Over Cot:	3
Over Squad Bench:	3
Walkthrough:	1

AUXILIARY BRAKE LIGHTING:

The rear red flashing lights, as specified elsewhere within this document, shall be wired so that they illuminate when the brake pedal is depressed. This lighting is in addition to the specified brake/tail lights.

Configure: Emergency lighting is to override this feature

HEATING AND AIR CONDITIONING:

A temperature control system is desired that provides quick and simple operation while maintaining a uniform temperature throughout the patient compartment. The unit itself must be located so that it is easy to access for service. This location must also be near the O.E.M. heat/AC connection points when provided so as to increase the overall efficiency of the unit. The following minimum design standards must be adhered to in order to best meet the needs of this purchaser.

SYSTEM CONTROLS:

The climate control functions shall be controlled through a primary location in the inhalation panel, and through a secondary location in the cab electrical control console. The switches used for the operation of this system shall be identical to the switches described in the "Electrical" section of this specification. Switches shall be present in the front console to select either 'Heat', 'A/C', or 'Off' functions and to select the desired temperature. Switches shall be present in the rear control panel to select either 'Heat', 'A/C', or 'Off' functions, 'Automatic' or 'Manual' mode of operation, and to select the desired temperature.

THERMOSTAT:

The temperature level shall be adjustable from both the front and rear electrical control panels for the 12V system. Two switches at each location shall be used to scroll through desired temperature settings on one degree intervals. Once the desired temperature is set, then the system shall retain that setting regardless of the position of the battery switch. The temperature sensor for the system shall be located at the inhalation panel so as to attain a true patient compartment temperature. The temperature setting and the actual temperature reading shall be viewable from both the front or rear digital displays.

This system is to be controlled through the converter-added electrical system. Under no circumstances shall household type thermostats be acceptable.

AMBULANCE SPECIFICATIONS

FSA16-VEF12.0

SYSTEM OPERATION:

The system shall allow for both automatic and manual operation. When set to the manual mode the fan speed shall be infinitely adjustable from the rear control panel for extra ventilation. When set to the automatic mode the fan speed shall be controlled by the thermostat setting. The temperature that is selected shall be continuously maintained. When the selected temperature has been reached, then the system shall automatically cycle the fan speed down to reduce unnecessary electrical load.

HEATER WATER CONTROL:

The flow of hot water from the chassis to the converter-added heat/AC system shall be controlled by an electrically operated valve located under the hood. Water flow to the rear heater shall be activated when either the front or rear heater switch is turned to the 'On' position. It is a requirement of this specification that this type of valve be used unless the converter is supplying a self-contained heat-AC system. The term "self-contained" is defined as being a unit that does not require any water flow from the chassis. Under no circumstances will manual valves be considered. Manual valves are inconvenient and tend to leak.

UNIT LOCATION AND SERVICE:

It is required that the heat/AC unit be installed inside a custom-made aluminum box beneath the attendant's seat. This box shall be perforated to provide air flow to the heat/AC unit mounted beneath the seat. This is required for efficiency, serviceability, and safety.

Many O.E.M. chassis builders provide tap-in points for the converter-added heat/AC unit behind the driver's seat. Therefore, system efficiency is higher when the hot water from the chassis is pumped to the area beneath the attendant's seat. Efficiency is not lost by pumping the water over an extended distance or up to ceiling level. Such a condition would naturally result in reduced patient area temperature levels as excessive flow resistance would be present.

The attendant's seat shall be installed on a hinged top cover for the aluminum heat/AC system housing. This allows the seat to be hinged forward and out of the way for service work. The unit will be accessible by removing three bolts located behind the seat and lifting the seat forward as opposed to dismantling cabinetry, etc.

In the unlikely event of a system leak the specified installation location will allow the leakage to run out onto the ground. Systems that are installed above cabinetry may leak into the cabinets, thus ruining the cabinets (if they are wood) and the cabinet contents.

FILTRATION SYSTEM:

A replaceable carbon filter shall be installed at the air intake area of the heat/AC system. Replacement of the filter shall be simple, and shall require very little time so as to assure that the vehicle will not have to be taken out of service. Replacement filters shall be readily available and shall be capable of being cut to the proper size to fit the vehicle.

AMBULANCE SPECIFICATIONS

FSA16-VEF12.0

AIR FLOW:

The installation of the heat/AC system shall include an air duct system to direct the airflow in such a way as to provide uniform temperature levels throughout the patient compartment. Air intake shall be from the floor level. The air shall be channeled through a duct that is aft of the heat/AC unit. The air shall exit through adjustable vents at the ceiling level above the attendant's seat. This design will allow for a circular flow of air throughout the patient compartment.

The specified design will separate the intake and exhaust ports. Separation of the intake and exhaust will decrease air turbulence and improve overall efficiency of the system. Systems that combine intakes and exhausts within the same grille work will not be acceptable.

12V HEAT/AC SYSTEM:

The 12V heat/AC system shall be installed per the instructions listed above. This system shall be designed to be independent from the chassis O.E.M. A/C system. At no point shall the converter-added A/C system tap into the O.E.M. system. The system provided shall include an evaporator, compressor, and a bottom-mount condenser. The BTU and CFM ratings on this unit shall be as follows:

Heat: 65,000BTU
A/C: 32,000BTU
CFM: 650

DUAL A/C SYSTEM:

The manufacturer shall provide and install a dual 12V A/C system as noted below. This system shall include a second evaporator and a 3-fan condenser and shall be run off of the auxiliary A/C compressor. This second system shall include a separate 'High/Low' function. This second unit shall operate as A/C only and shall provide an additional 32,000 BTUs and 650 CFMs over and above the manufacturer's standard package.

Locate: Above front wall cabinet

HEAT/AC INTAKE FILTER:

A three-ply air filter shall be installed at the heat/AC air intake point. This filter shall not be made of paper products. The filter is to include an internal wire frame and is to be constructed with a self-gasketing perimeter to prevent leaks. This filter is to be used in lieu of any other filters that the manufacturer may typically provide.

VENTING SYSTEM:

Install a 400cfm exhaust and a static intake vent. Each vent cover is to the 9.5" square and is to feature a polished finish.

CAB CONSOLE AND COMMUNICATIONS:

The vehicle communications and console features are designated below:

AMBULANCE SPECIFICATIONS**FSA16-VEF12.0****ANTENNA COAX #1:**

An RG 58U coax shall be installed. A removable access plate in the patient area ceiling shall be provided for access to the exterior termination point located on the module body roof. Under no circumstances shall the vehicle design necessitate disassembly of the interior finish work to access the coax termination point. The coax shall terminate at the following locations:

Outside Termination:
Inside Termination:

ANTENNA COAX #2:

A second RG 58U coax shall be installed. A removable access plate in the patient area ceiling shall be provided for access to the exterior termination point located on the module body roof. Under no circumstances shall the vehicle design necessitate disassembly of the interior finish work to access the coax termination point. The coax shall terminate at the following locations:

Outside Termination:
Inside Termination:

ANTENNA COAX #3:

A third RG 58U coax shall be installed. A removable access plate in the patient area ceiling shall be provided for access to the exterior termination point located on the module body roof. Under no circumstances shall the vehicle design necessitate disassembly of the interior finish work to access the coax termination point. The coax shall terminate at the following locations:

Outside Termination:
Inside Termination:

RADIO PULL WIRE:

A pull wire shall be installed to aid radio cable installation and prevent removal of interior panels once the vehicle has been completed.

Location:
Terminate:

CAB CONSOLE:

A console shall be installed in the cab. The console shall be installed at floor level and shall allow space for siren and radio head installation. The console shall be color coordinated with the cab interior. The top of the console shall be on a slant and shall house the recessed emergency control panel and integral digital display. Under no circumstances shall the console interfere with the OEM vehicle controls or gauges, nor shall the control panel be installed in such a manner as to interfere with either the OEM vehicle controls, gauges, or the driver's line of vision.

AMBULANCE SPECIFICATIONS

FSA16-VEF12.0

CONSOLE EXTENSION:

An aluminum console extension shall be fabricated and installed in the vehicle cab. The extension shall attach to the front console and shall include a location to mount siren and/or radio heads, as well as three slots for storage of map books and binders. The console extension shall be covered in carpet to compliment the interior cab color.

CUP HOLDERS:

Two (2) large cupholders shall be installed in the front console with easy access from both the driver's and the passenger's seats.

RADIO POWER/GROUND:

The vehicle manufacturer shall install three heavy gauge cables for radio power. One cable to be wired battery hot, one cable to be wired ignition hot and one cable to be wired as ground. Termination is to be to insulated studs.

Locate: Behind Driver Seat

OXYGEN AND SUCTION SYSTEMS:

Reliability, safety, and ease of operation are essential characteristics of the onboard oxygen and suction systems. System design must meet the following minimum guidelines. Bidders are asked to respond to each section appropriately per the bid requirements and to explain any variations to these requirements.

SWITCHING FOR OXYGEN AND SUCTION:

The rear switch panel shall contain two switches labeled "OXYGEN" and "VACUUM". Each of these switches shall electrically activate those respective systems. That activation shall be instantaneous. Systems that are not instantaneously responsive to their activation will not be considered.

SYSTEM DESIGN:

A single piece manifold assembly shall serve as the basis for the oxygen delivery system. The manifold assembly shall incorporate ports for installation of O2 lines to all specified outlets, an electrically activated oxygen delivery solenoid, and a manual bypass valve. The assembly shall be installed behind the inhalation panel and shall be easily accessible.

ELECTRICAL OXYGEN ACTIVATION:

The switch, located on the rear control panel and labeled "OXYGEN", shall activate the solenoid. This design will allow for the instantaneous flow of oxygen while eliminating the need to manually turn a valve to initiate oxygen flow.

MANUAL BYPASS:

The oxygen solenoid shall be equipped with a manual bypass valve. Located behind the inhalation panel, the valve shall be easily accessible so that, in the unlikely event of an electrical failure, administration of oxygen may continue.

AMBULANCE SPECIFICATIONS**FSA16-VEF12.0****SYSTEM REGULATION:**

The patient area shall be free of high pressure oxygen lines. To accomplish this the vehicle converter shall install a KKK approved regulator at the oxygen cylinder. The regulator shall include an integral dial type gauge to monitor the cylinder contents. A single low pressure line shall be installed from the regulator to the O2 manifold assembly. This method shall insure that all high pressure is maintained in an exterior compartment away from the interior patient area.

OXYGEN LINES:

The O2 line connecting the regulator to the manifold assembly shall be rated at 200 psi working pressure and 1,250 psi burst pressure. The line shall be UL approved. There shall be NO connections installed in the line between the regulator and manifold assembly as these create a possibility for leakage. All connections shall be DISS style and shall be specific to the gas being supplied.

LINE PROTECTION:

The O2 line shall be protected from crimping through the installation of a flexible spring guard on the portion of the line in the cylinder storage compartment.

SYSTEM MONITORING:

The condition of the oxygen system shall be continually monitored and reported to the vehicle operators through the vehicle's onboard electrical system. Readouts containing the information listed below shall be available primarily at the patient area control console. The secondary location for availability of this information shall be the cab console. The information available shall include the following:

- Cylinder Pressure
- Line Pressure

In addition, this system shall be designed to offer a warning, both audible and visual, if the condition of the oxygen system falls outside of the following pre-programmed parameters:

- Low Cylinder Pressure (500 psi or below)
- Low Line Pressure (40 psi or below)
- High Line Pressure (75 psi or above)

These oxygen system warnings shall immediately notify the personnel of a problem, again, via a readout and audible alarm. The system shall require the personnel to acknowledge receipt of the information.

PRELIMINARY SYSTEM TESTING:

The oxygen system shall be tested prior to installation in the vehicle. This test shall be performed by the vehicle manufacturer and shall subject the system to three times (3X) the working pressure. This test shall be conducted for a minimum of four (4) hours.

AMBULANCE SPECIFICATIONS

FSA16-VEF12.0

FINAL SYSTEM TESTING:

The completed system shall be tested again once it is installed in the vehicle. This test shall be performed at working pressure for a minimum of four (4) hours. After the system has passed the inspection process it shall be capped and tagged per Federal KKK specifications.

ADDITIONAL OXYGEN AND VACUUM SUPPLIES:

The oxygen and suction systems shall be complete upon delivery with the exception of the O2 cylinder. The cylinder shall be supplied and installed by the purchaser after delivery of the vehicle has taken place.

OXYGEN BOTTLE MOUNT, VERTICAL TRACK FOR QRM-V:

Vertical track for mounting of a QRM-V O2 bottle mount shall be welded on the back wall of the compartment in the right hand corner. The O2 bottle mount is adjustable for "M" or "H" size tanks.

ZICO QRM-V CYLINDER BRACKET:

A Zico QRM-V oxygen cylinder bracket shall be installed in the main O2 compartment.

Locate:

Tank Size:

ACCESS TO CYLINDER VALVE FROM PATIENT AREA:

A clear Plexiglas door shall be provided in the patient area wall for access to the oxygen cylinder valve. The door shall be hinged so that it swings into the oxygen cylinder storage compartment. The opening shall be trimmed with anodized aluminum edging.

OXYGEN OUTLETS:

Two oxygen outlets shall be installed in the rear inhalation panel unless otherwise noted below.

ADDITIONAL OXYGEN OUTLETS:

Additional oxygen outlets shall be installed as noted below.

Quantity:

Locate:

OHIO MEDICAL OXYGEN AND SUCTION OUTLETS:

The oxygen and suction outlets installed in the vehicle shall be Ohio Medical Quick Connect style outlets.

FLOWMETER:

Dial type flowmeter(s), in the quantity listed below, shall be supplied with the completed vehicle. Each flowmeter shall be supplied with a mating quick connect adapter. The flowmeter shall provide a maximum flow of 25 LPM.

Quantity:

1

AMBULANCE SPECIFICATIONS

FSA16-VEF12.0

CYLINDER WRENCH:

A cylinder wrench shall be installed inside the oxygen compartment. The wrench shall be installed in such a way as it will not move or rattle. The wrench shall be chained to the compartment so that it cannot be removed, however, the chain must not interfere with the operation of the wrench.

PRIMARY VACUUM OUTLET:

A single vacuum panel shall be installed in the inhalation area. The outlet shall be of the same style as those of the oxygen system and shall be connected to the onboard vacuum pump.

SSCOR ASPIRATOR:

The manufacturer shall furnish and install an SSCOR suction system. The system shall include a #22000 wall-mounted regulator, and a #23002 canister holder. The aspirator shall be accessible for use from the inhalation area per the attached prints and plumbed to the pump described below.

VACUUM PUMP:

The aspirator system shall be operated through a CAPL #D34 SE (T282) 12V vacuum pump that is located inside an exterior compartment. The pump shall be activated by a switch on the inhalation area electrical control panel.

LETTERING:

Lettering information is noted in detail below:

LETTERING DESIGN:

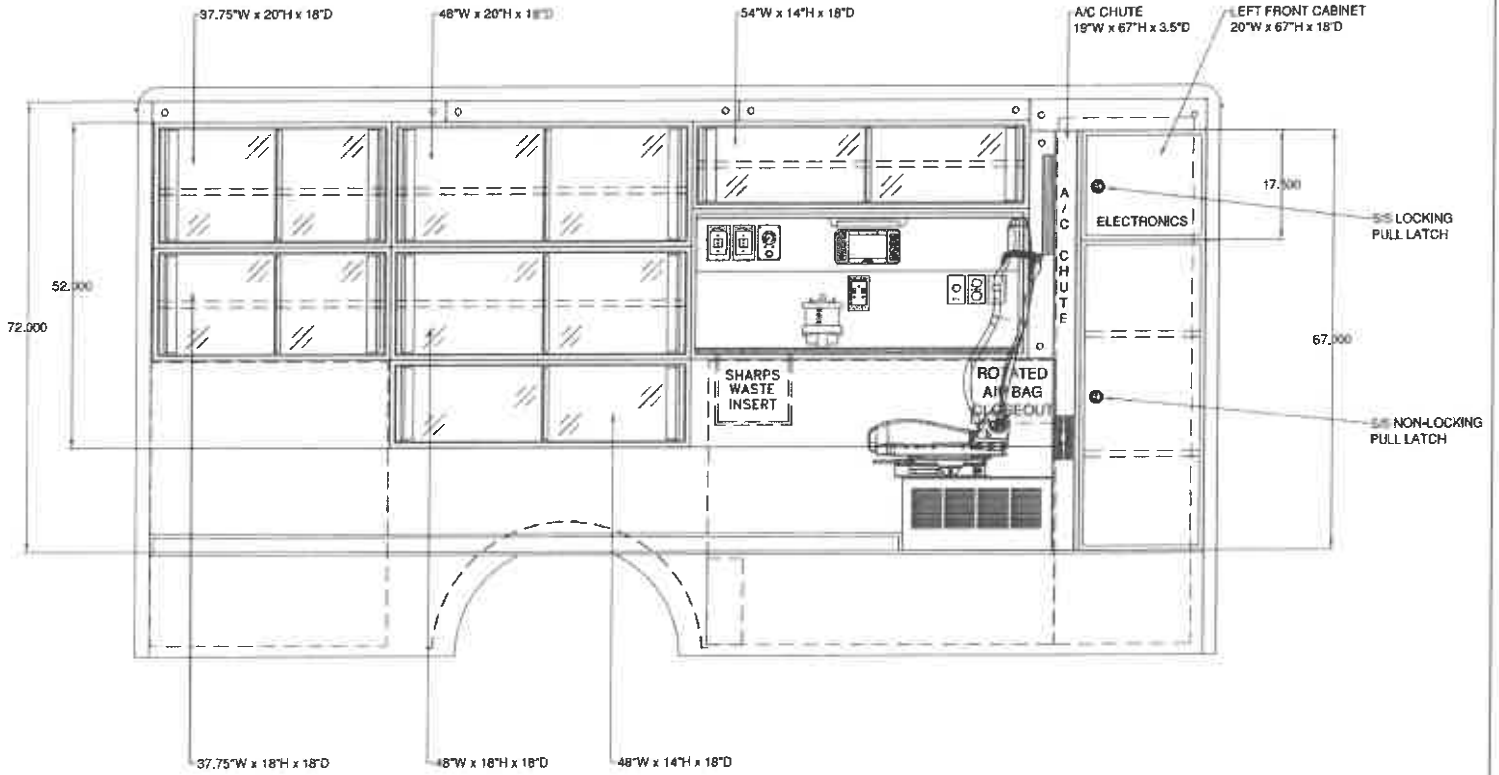
This specification calls for lettering to be supplied and installed by the successful bidder. The lettering layout is summarized within this section and broken down by location in the sections below. Information relative to lettering material, size, color, font, or any other special requirements is also listed in the following sections. The lettering layout is to be as follows:

Dealer Prep. and Dealer Delivery

A representative of the selling distributor shall inspect the vehicle prior to acceptance from the manufacturer and shall drive the completed unit back to the dealership for final prep and delivery to the end user.

DRAWN BY: NAL

623 WT CABINET WALL "A" FREIGHTLINER CHASSIS



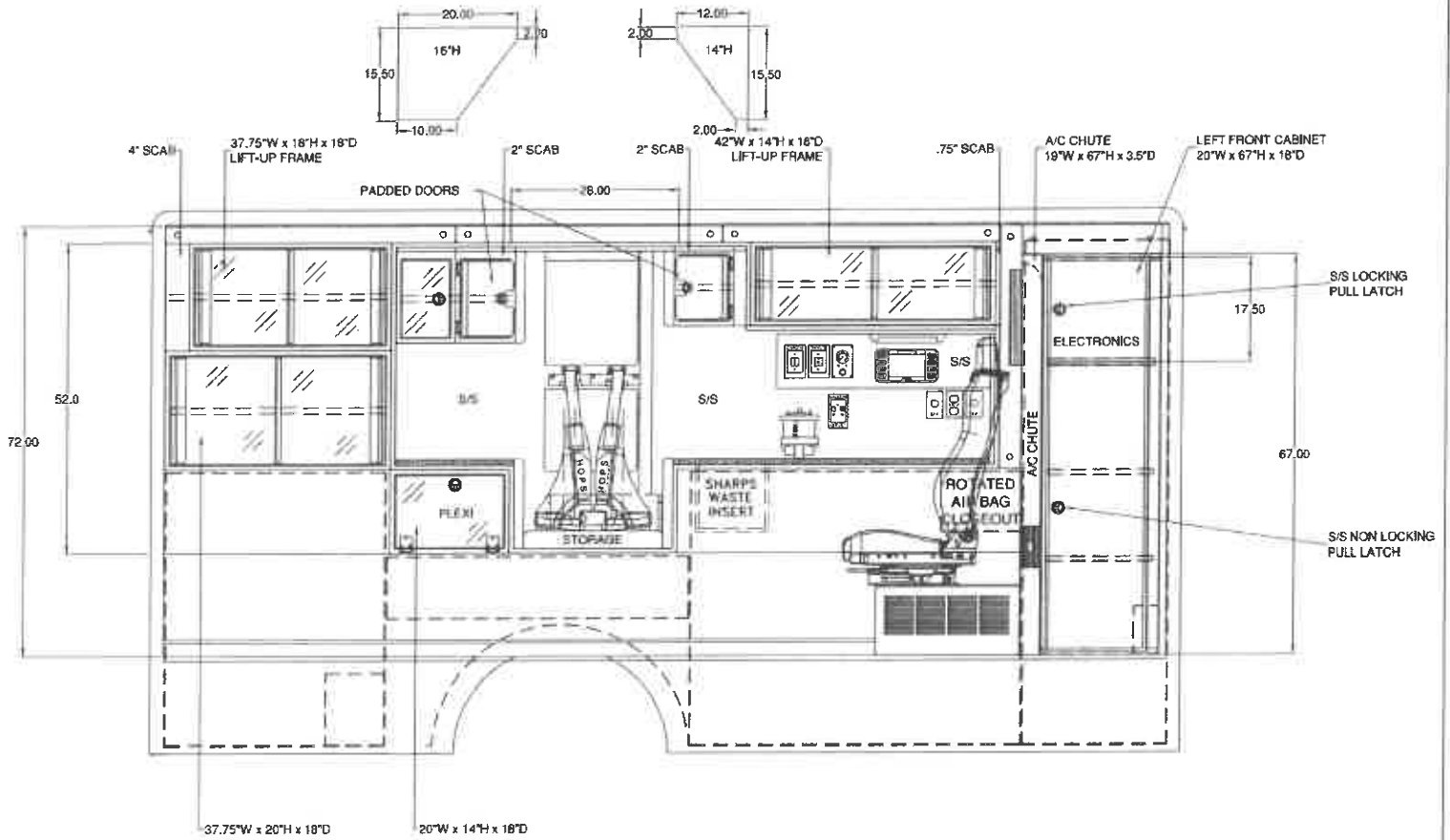
NOTE: DRAWINGS ARE FOR GRAPHICAL REPRESENTATION ONLY. DIMENSIONS ARE APPROXIMATE & MAY VARY DURING CONSTRUCTION.

PROPOSAL DRAWING

1603-111

DRAWN BY: MK

623 WT CABINET WALL "B" FREIGHTLINER CHASSIS

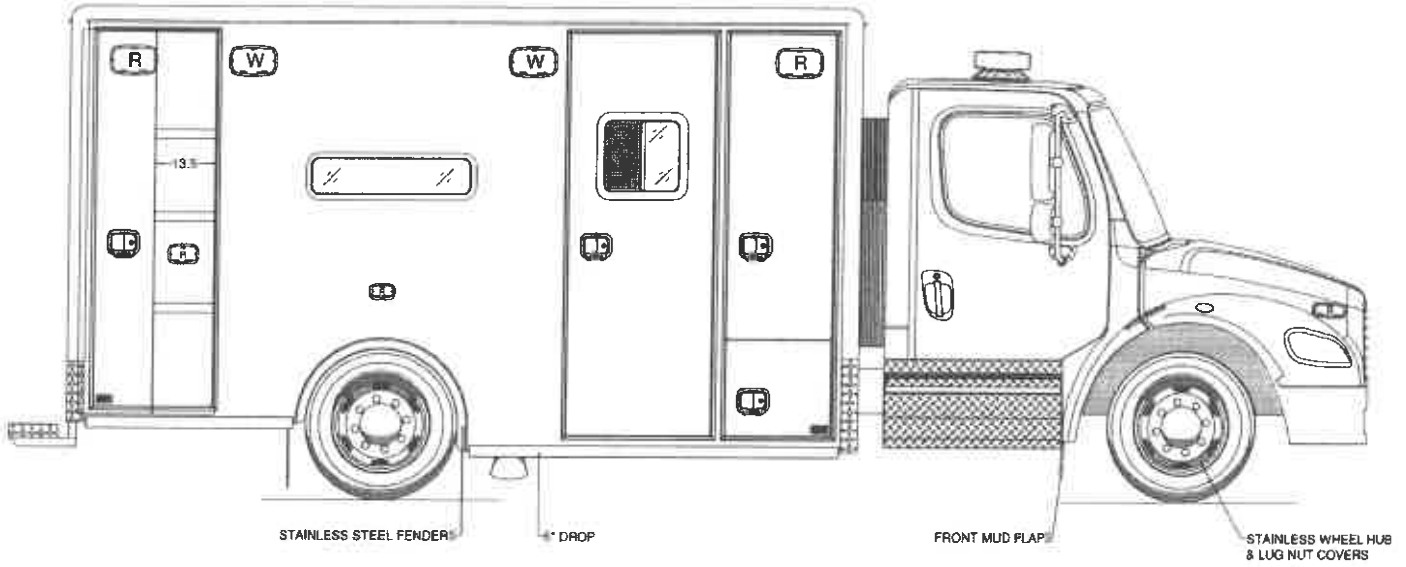


NOTE: DRAWINGS ARE FOR GRAPHICAL REPRESENTATION ONLY. DIMENSIONS ARE APPROXIMATE & MAY VARY DURING CONSTRUCTION.

PROPOSAL DRAWING

1603-111

623 WT EXTERIOR
FREIGHTLINER CHASSIS



COMPT	INSIDE WIDTH	INSIDE HEIGHT	INSIDE DEPTH	CLEAR OPENING WIDTH	CLEAR OPENING HEIGHT
CS REAR	29.61	83.62	21.96	25.09	80.66
CS INT	16.25	29.55	21.96	12.16	26.19
CS ROW	75.47	9.99	21.96	45.45	6.36
ES FWD	28.00	65.00	29.25	22.13	86.86


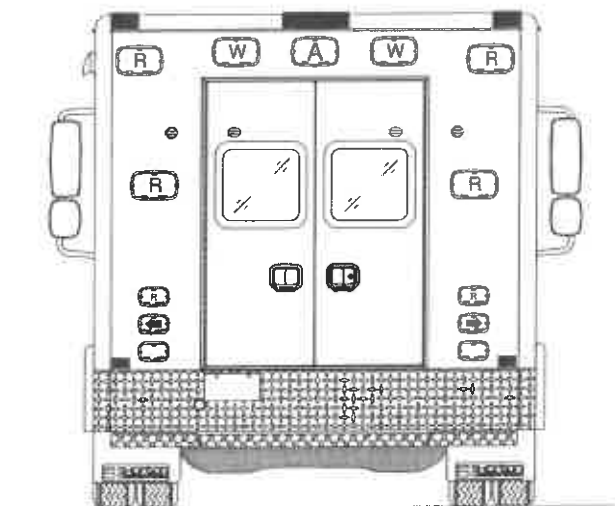
NOTE: DRAWINGS ARE FOR GRAPHICAL REPRESENTATION ONLY
DIMENSIONS ARE APPROXIMATE & MAY VARY DURING CONSTRUCTION

PROPOSAL DRAWING

1603-111

1603-111

623 WT EXTERIOR
FREIGHTLINER CHASSIS



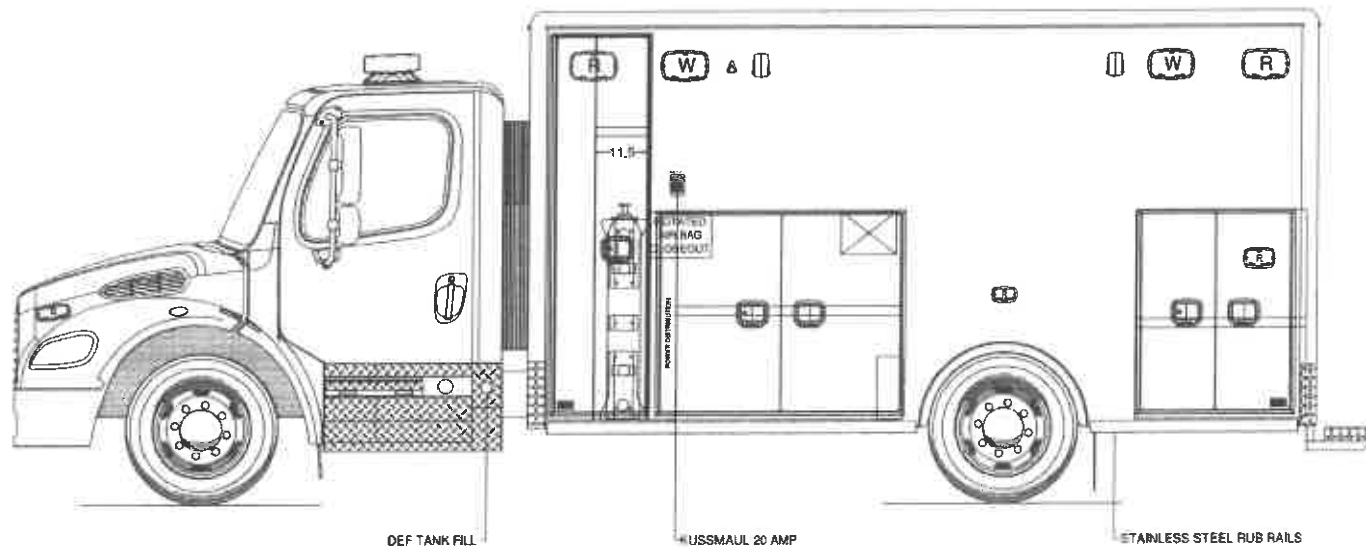
CPI SIREN SPEAKERS

NOTE: DRAWINGS ARE FOR GRAPHICAL
REPRESENTATION ONLY
DIMENSIONS ARE APPROXIMATE & MAY VARY
DURING CONSTRUCTION

PROPOSAL DRAWING

1603-111

623 WT EXTERIOR
FREIGHTLINER CHASSIS



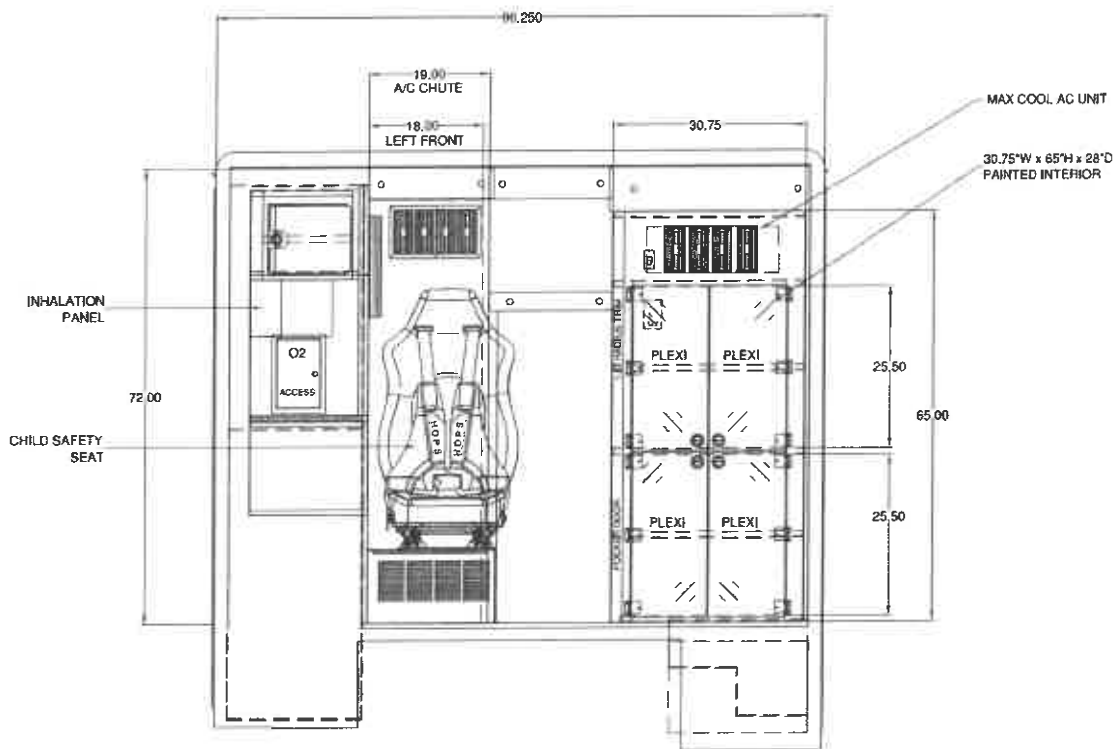
COMP.	INSIDE WIDTH	INSIDE HEIGHT	INSIDE DEPTH	CLEAR OPENING WIDTH	CLEAR OPENING HEIGHT
SS FWD	21.43	83.63	21.96	18.73	60.66
SS INT	55.42	45.00	21.96	51.80	41.87
SS LOW	50.92	8.25	21.96	45.45	6.36
SS REAR	37.44	45.01	21.96	32.09	41.67

NOTE: DRAWINGS ARE FOR GRAPHICAL REPRESENTATION ONLY. DIMENSIONS ARE APPROXIMATE & MAY VARY DURING CONSTRUCTION.

PROPOSAL DRAWING

1603-111

623 WT FRONT WALL FREIGHTLINER CHASSIS



NOTE: DRAWINGS ARE FOR GRAPHICAL REPRESENTATION ONLY DIMENSIONS ARE APPROXIMATE & MAY VARY DURING CONSTRUCTION

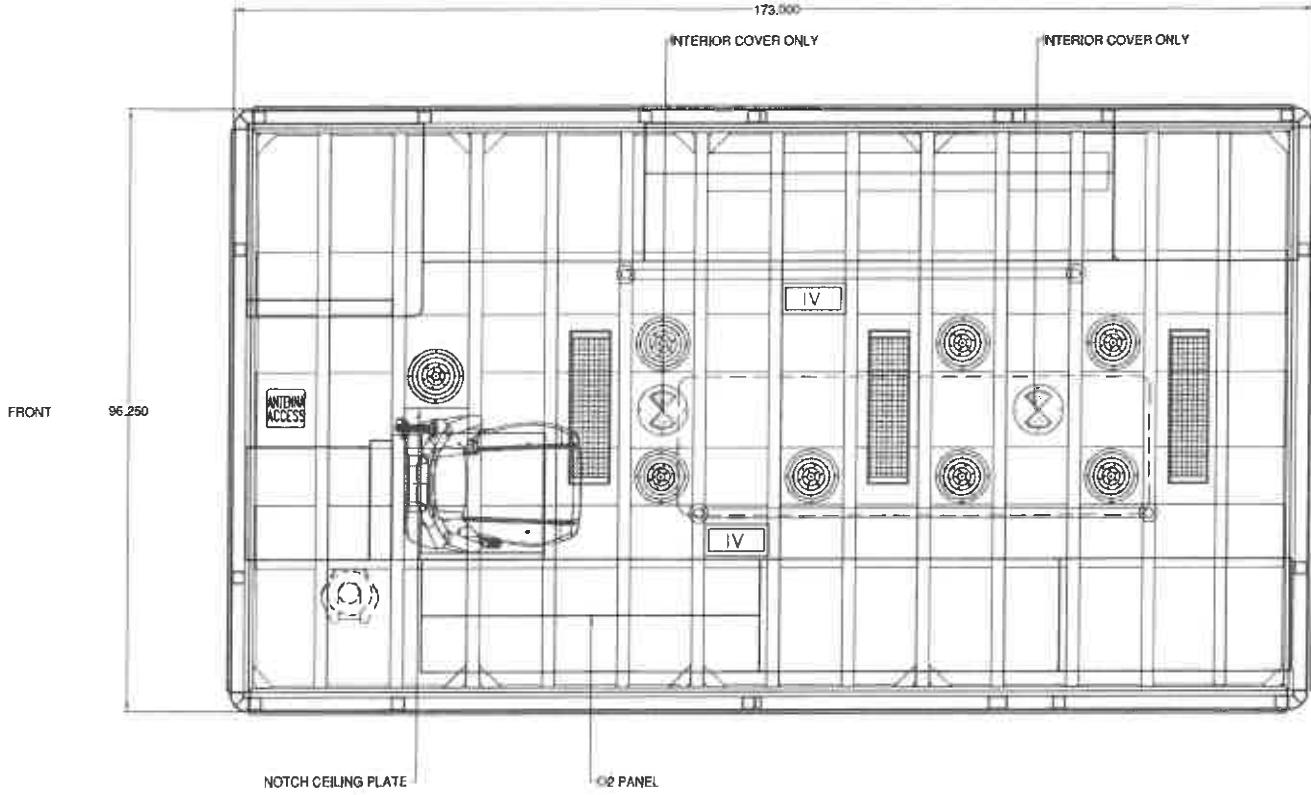
PROPOSAL DRAWING

1603-111

1 0 3 1 0 1 1 1

DRAWN BY: MA

623 WT OVERHEAD "A" WITHOUT CPR SEAT FREIGHTLINER CHASSIS

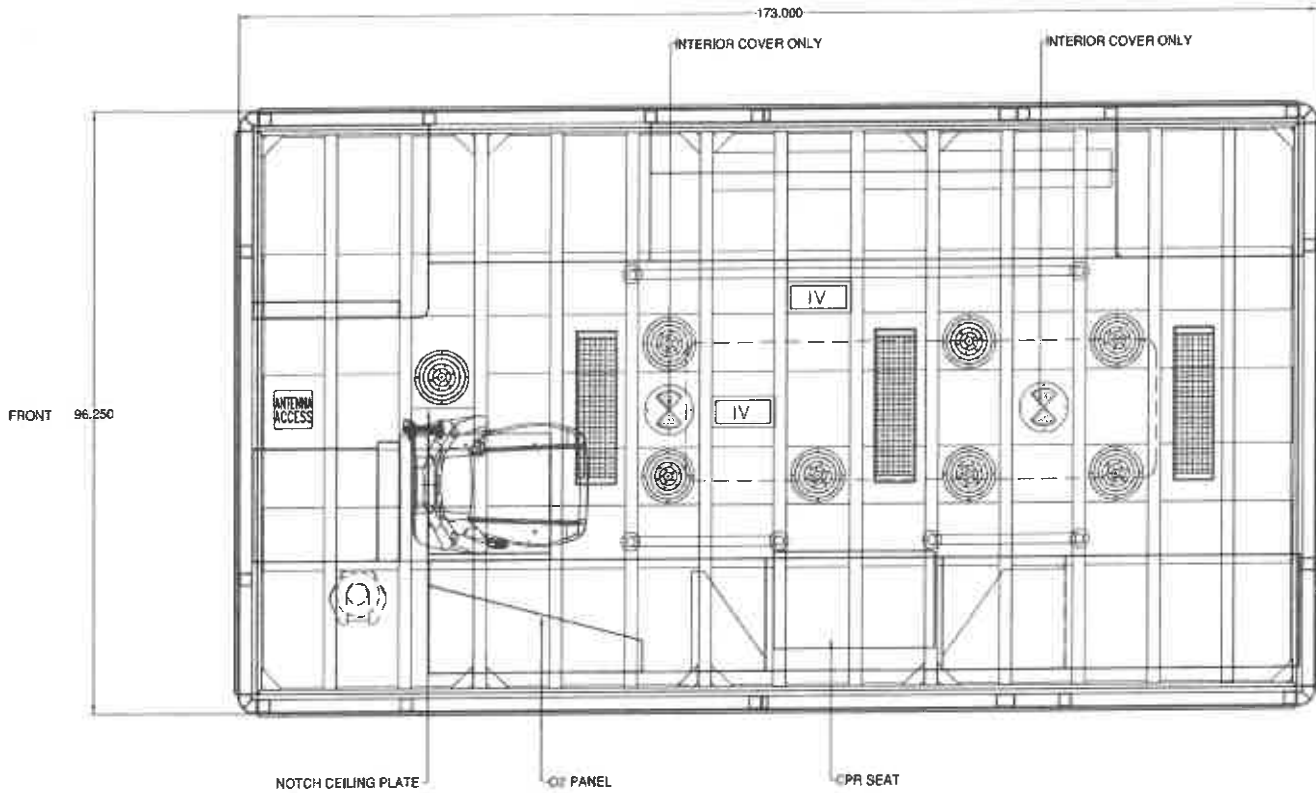


NOTE: DRAWINGS ARE FOR GRAPHICAL REPRESENTATION ONLY
DIMENSIONS ARE APPROXIMATE & MAY VARY DURING CONSTRUCTION

PROPOSAL DRAWING

1603-111

623 WT OVERHEAD "B" WITH CPR SEAT FREIGHTLINER CHASSIS

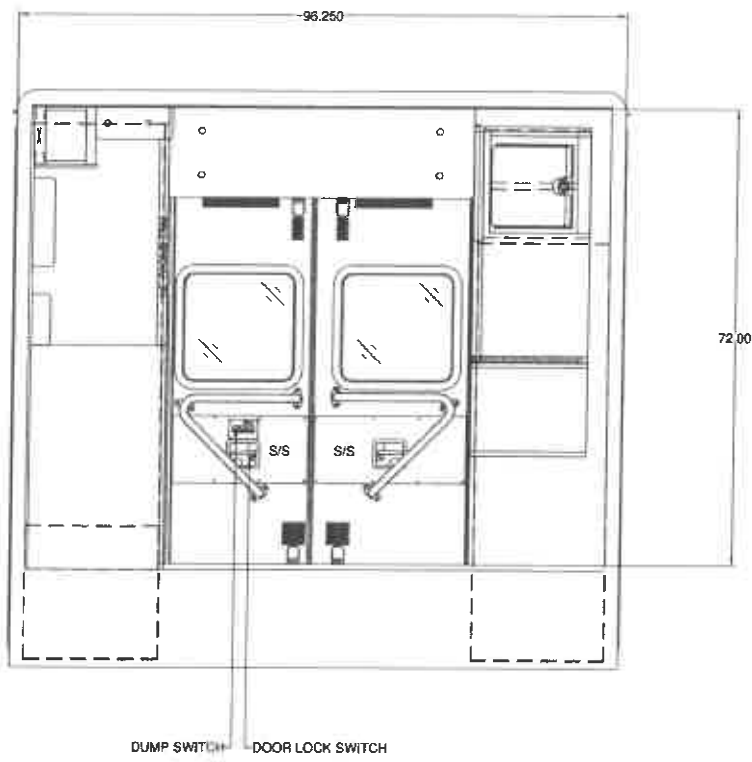


NOTE: DRAWINGS ARE FOR GRAPHICAL REPRESENTATION ONLY
DIMENSIONS ARE APPROXIMATE & MAY VARY DURING CONSTRUCTION

PROPOSAL DRAWING

1603-111

623 WT REAR WALL FREIGHTLINER CHASSIS

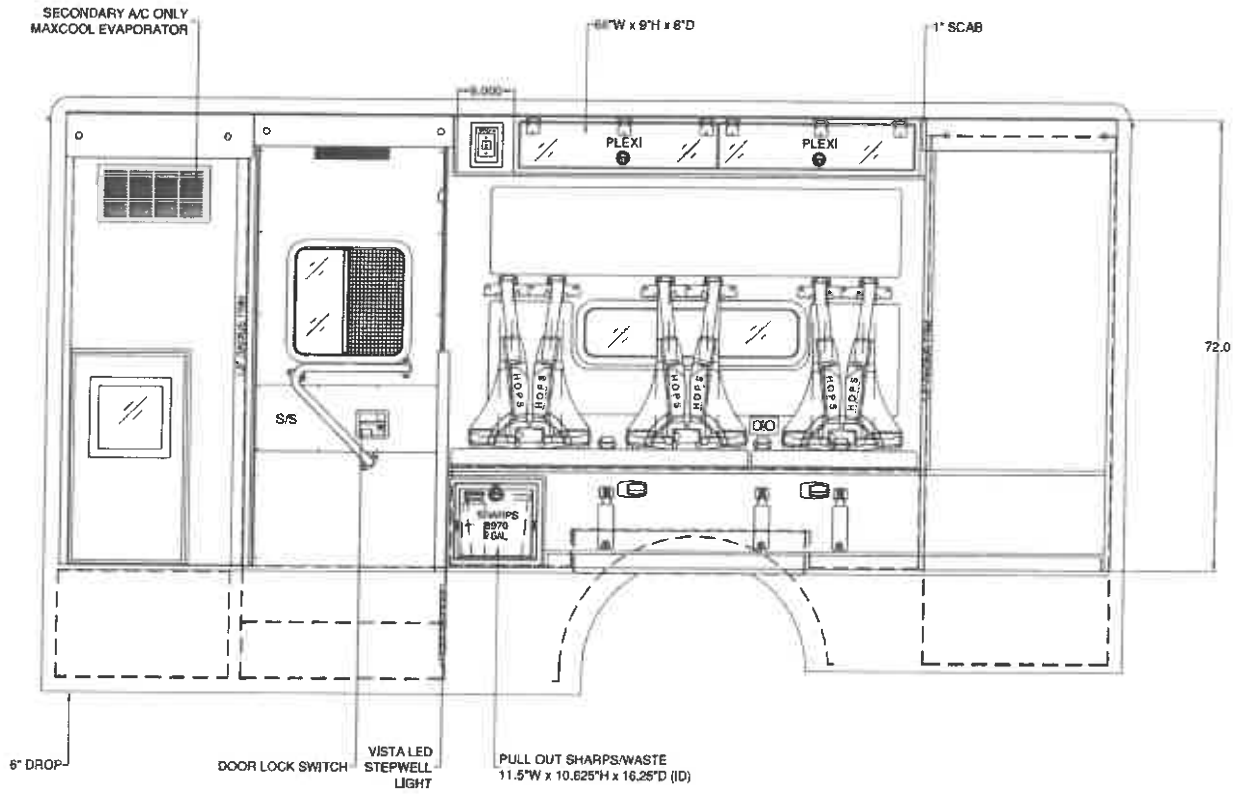


NOTE: DRAWINGS ARE FOR GRAPHICAL REPRESENTATION ONLY
DIMENSIONS ARE APPROXIMATE & MAY VARY DURING CONSTRUCTION

PROPOSAL DRAWING

1603-111

623 WT SIDE WALL FREIGHTLINER CHASSIS



NOTE: DRAWINGS ARE FOR GRAPHICAL
REPRESENTATION ONLY
DIMENSIONS ARE APPROXIMATE & MAY VARY
DURING CONSTRUCTION

PROPOSAL DRAWING

1603-111

Prepared for:
 Jason Cavallo
 Horton Emergency Vehicles
 3800 McDowell Rd
 Grove City, OH 43123
 Phone: 614 539 8181

Prepared by:
 Steve Tancos
 FYDA FREIGHTLINER
 COLUMBUS, INC
 1250 WALCUTT ROAD
 COLUMBUS, OH 43228
 Phone: 614 851 0002

S P E C I F I C A T I O N P R O P O S A L

Data Code	Description	Weight Front	Weight Rear	Retail Price	
Price Level					
PRL-10M	M2 PRL-10M (EFF:02/11/15)			N/C	
Data Version					
DRL-016	SPECPRO21 DATA RELEASE VER 016			N/C	
Interior Convenience/Driver Retention Package					
055-002	INTERIOR CONVENIENCE PACKAGE			\$340.00	
Vehicle Configuration					
	001-172	M2 106 CONVENTIONAL CHASSIS	5,759	3,503	\$97,321.00
N	004-217	2017 MODEL YEAR SPECIFIED			STD
	002-004	SET BACK AXLE - TRUCK			STD
	019-002	STRAIGHT TRUCK PROVISION			STD
	003-001	LH PRIMARY STEERING LOCATION			STD
General Service					
	AA1-002	TRUCK CONFIGURATION			STD
	AA6-001	DOMICILED, USA 50 STATES (INCLUDING CALIFORNIA AND CARB OPT-IN STATES)			N/C
	A85-006	RESCUE AND EMERGENCY SERVICE			N/C
	A84-1EV	EMERGENCY VEHICLES BUSINESS SEGMENT			N/C
	AA4-011	FIXED LOAD COMMODITY			N/C
	AA5-002	TERRAIN/DUTY: 100% (ALL) OF THE TIME, IN TRANSIT, IS SPENT ON PAVED ROADS			STD
	AB1-008	MAXIMUM 8% EXPECTED GRADE			STD
	AB5-001	SMOOTH CONCRETE OR ASPHALT PAVEMENT - MOST SEVERE IN-TRANSIT (BETWEEN SITES) ROAD SURFACE			STD
	995-091	MEDIUM TRUCK WARRANTY			STD
	A66-99D	EXPECTED FRONT AXLE(S) LOAD : 10000.0 lbs			
	A68-99D	EXPECTED REAR DRIVE AXLE(S) LOAD : 15000.0 lbs			

Application Version 8.9.003
 Data Version PRL-10M.016
 Sherrif



03/03/2016 10:00 AM

Page 1 of 15

Prepared for:
 Jason Cavallo
 Horton Emergency Vehicles
 3800 McDowell Rd
 Grove City, OH 43123
 Phone: 614 539 8181

Prepared by:
 Steve Tancos
 FYDA FREIGHTLINER
 COLUMBUS, INC
 1250 WALCUTT ROAD
 COLUMBUS, OH 43228
 Phone: 614 851 0002

Data Code	Description	Weight Front	Weight Rear	Retail Price
A63-99D	EXPECTED GROSS VEHICLE WEIGHT CAPACITY : 25000.0 lbs			
Truck Service				
AA3-024	AMBULANCE BODY			N/C
AF7-99D	EXPECTED BODY/PAYLOAD CG HEIGHT ABOVE FRAME "XX" INCHES : 32.0 in			
Engine				
101-2GD	CUM ISB 6.7-240 240 HP @ 2300 RPM, 2600 GOV, 560 LB/FT @ 1600 RPM			\$1,954.00
Electronic Parameters				
79A-075	75 MPH ROAD SPEED LIMIT			N/C
79B-000	CRUISE CONTROL SPEED LIMIT SAME AS ROAD SPEED LIMIT			N/C
79K-007	PTO MODE ENGINE RPM LIMIT - 1100 RPM			N/C
79P-002	PTO RPM WITH CRUISE SET SWITCH - 700 RPM			N/C
79Q-003	PTO RPM WITH CRUISE RESUME SWITCH - 800 RPM			N/C
79S-001	PTO MODE CANCEL VEHICLE SPEED - 5 MPH			N/C
79U-007	PTO GOVERNOR RAMP RATE - 250 RPM PER SECOND			N/C
80G-002	PTO MINIMUM RPM - 700			N/C
80J-002	REGEN INHIBIT SPEED THRESHOLD - 5 MPH			N/C
Engine Equipment				
N	99C-016	2016 ONBOARD DIAGNOSTICS/2010 EPA/CARB/GHG14		STD
	99D-012	2008 CARB EMISSION CERTIFICATION - EXEMPTED VEHICLE; NO CLEAN IDLE LABEL REQUIRED		N/C
	13E-001	STANDARD OIL PAN		STD
	105-001	ENGINE MOUNTED OIL CHECK AND FILL		STD
	133-004	ONE PIECE VALVE COVER		STD
	014-099	SIDE OF HOOD AIR INTAKE WITH FIREWALL MOUNTED DONALDSON AIR CLEANER		STD
	124-1CE	LN 12V 320 AMP 4962PA PAD MOUNT ALTERNATOR	10	\$1,022.00
	292-058	(3) ALLIANCE MODEL 1031, GROUP 31, 12 VOLT MAINTENANCE FREE 2280 CCA THREADED STUD BATTERIES	40	20 \$207.00
	290-017	BATTERY BOX FRAME MOUNTED		STD
	281-001	STANDARD BATTERY JUMPERS		STD

Application Version 8.9.003
 Data Version PRL-10M.016
 Sherrif



03/03/2016 10:00 AM

Page 2 of 15

Prepared for:
 Jason Cavallo
 Horton Emergency Vehicles
 3800 McDowell Rd
 Grove City, OH 43123
 Phone: 614 539 8181

Prepared by:
 Steve Tanco
 FYDA FREIGHTLINER
 COLUMBUS, INC
 1250 WALCUTT ROAD
 COLUMBUS, OH 43228
 Phone: 614 851 0002

Data Code	Description	Weight Front	Weight Rear	Retail Price
282-003	SINGLE BATTERY BOX FRAME MOUNTED LH SIDE BACK OF CAB			N/C
291-017	WIRE GROUND RETURN FOR BATTERY CABLES WITH ADDITIONAL FRAME GROUND RETURN			STD
289-001	NON-POLISHED BATTERY BOX COVER			STD
293-058	POSITIVE LOAD DISCONNECT WITH CAB MOUNTED CONTROL SWITCH MOUNTED OUTBOARD DRIVER SEAT	8		\$240.00
107-032	CUMMINS TURBOCHARGED 18.7 CFM AIR COMPRESSOR WITH INTERNAL SAFETY VALVE			STD
108-002	STANDARD MECHANICAL AIR COMPRESSOR GOVERNOR			STD
131-013	AIR COMPRESSOR DISCHARGE LINE			STD
152-039	GVG, FIRE AND EMERGENCY SERVICE VEHICLES ENGINE WARNING			N/C
128-076	CUMMINS EXHAUST BRAKE INTEGRAL WITH VARIABLE GEOMETRY TURBO WITH ON/OFF DASH SWITCH	20		\$14.00
016-1C2	RH OUTBOARD UNDER STEP MOUNTED HORIZONTAL AFTERTREATMENT SYSTEM ASSEMBLY WITH RH B-PILLAR MOUNTED VERTICAL TAILPIPE	30	25	\$852.00
28F-007	ENGINE AFTERTREATMENT DEVICE, AUTOMATIC OVER THE ROAD ACTIVE REGENERATION AND DASH MOUNTED SINGLE REGENERATION REQUEST/INHIBIT SWITCH			N/C
239-038	11 FOOT 06 INCH (138 INCH+0/-5.9 INCH) EXHAUST SYSTEM HEIGHT			N/C
233-017	STANDARD CURVE BRIGHT UPPER STACK(S)			\$263.00
237-1CR	RH CURVED VERTICAL TAILPIPE B-PILLAR MOUNTED ROUTED FROM STEP			N/C
N 23U-001	6 GALLON DIESEL EXHAUST FLUID TANK			STD
30N-003	100 PERCENT DIESEL EXHAUST FLUID FILL			STD
43X-002	LH MEDIUM DUTY STANDARD DIESEL EXHAUST FLUID TANK LOCATION			STD
23Y-001	STANDARD DIESEL EXHAUST FLUID PUMP MOUNTING			STD
43Y-001	STANDARD DIESEL EXHAUST FLUID TANK CAP			STD
242-011	ALUMINUM AFTERTREATMENT DEVICE/MUFFLER/TAILOPIPE SHIELD(S)			N/C
273-035	HORTON HT650 FRONTAL AIR ON/OFF ENGINE FAN CLUTCH			STD
276-002	AUTOMATIC FAN CONTROL WITH DASH SWITCH AND INDICATOR LIGHT, NON ENGINE MOUNTED			\$18.00

Application Version 8.9.003
 Data Version PRL-10M.016
 Sherrif



03/03/2016 10:00 AM

Page 3 of 15

Prepared for:
 Jason Cavallo
 Horton Emergency Vehicles
 3800 McDowell Rd
 Grove City, OH 43123
 Phone: 614 539 8181

Prepared by:
 Steve Tancos
 FYDA FREIGHTLINER
 COLUMBUS, INC
 1250 WALCUTT ROAD
 COLUMBUS, OH 43228
 Phone: 614 851 0002

Data Code	Description	Weight Front	Weight Rear	Retail Price
110-003	CUMMINS SPIN ON FUEL FILTER			STD
118-001	FULL FLOW OIL FILTER			STD
266-078	950 SQUARE INCH ALUMINUM RADIATOR			STD
103-036	ANTIFREEZE TO -34F, ETHYLENE GLYCOL PRE-CHARGED SCA HEAVY DUTY COOLANT			N/C
171-007	GATES BLUE STRIPE COOLANT HOSES OR EQUIVALENT			STD
172-001	CONSTANT TENSION HOSE CLAMPS FOR COOLANT HOSES			STD
270-016	RADIATOR DRAIN VALVE			STD
168-002	LOWER RADIATOR GUARD			STD
138-010	PHILLIPS-TEMRO 750 WATT/115 VOLT BLOCK HEATER	4		\$108.00
140-022	CHROME ENGINE HEATER RECEPTACLE MOUNTED UNDER LH DOOR			\$14.00
134-001	ALUMINUM FLYWHEEL HOUSING			STD
132-004	ELECTRIC GRID AIR INTAKE WARMER			STD
155-058	DELCO 12V 38MT HD STARTER WITH INTEGRATED MAGNETIC SWITCH			\$39.00

Transmission

342-1MR	ALLISON 2200 EVS AUTOMATIC TRANSMISSION WITH PARK PAWL WITH PTO PROVISION			\$1,220.00
---------	---	--	--	------------

Transmission Equipment

343-301	ALLISON VOCATIONAL PACKAGE 354 - AVAILABLE ON 1000/2000 PRODUCT FAMILIES WITH VOCATIONAL MODELS RDS, EVS, HS, MH, PTS AND SPS			STD
84B-003	ALLISON VOCATIONAL RATING FOR FIRE TRUCK/EMERGENCY VEHICLE APPLICATIONS AVAILABLE WITH ALL PRODUCT FAMILIES			N/C
84C-007	PRIMARY MODE GEARS, 6 FORWARD GEARS WITH MANUAL SELECTION FOR 3, 2 AND 1, AVAILABLE FOR 1000/2000 PRODUCT FAMILIES ONLY			N/C
84N-000	NEUTRAL AT STOP - DISABLED, FUELSENSE - DISABLED			STD
84U-000	DRIVER SWITCH INPUT - DEFAULT - NO SWITCHES			STD
353-022	VEHICLE INTERFACE WIRING CONNECTOR WITHOUT BLUNT CUTS, AT BACK OF CAB			\$43.00
34C-001	ELECTRONIC TRANSMISSION CUSTOMER ACCESS CONNECTOR FIREWALL MOUNTED			\$38.00
362-1BU	CUSTOMER INSTALLED CHELSEA 230/231/236 SERIES PTO			N/C

Application Version 8.9.003
 Data Version PRL-10M.016
 Sherrif



03/03/2016 10:00 AM

Page 4 of 15

Prepared for:
 Jason Cavallo
 Horton Emergency Vehicles
 3800 McDowell Rd
 Grove City, OH 43123
 Phone: 614 539 8181

Prepared by:
 Steve Tancos
 FYDA FREIGHTLINER
 COLUMBUS, INC
 1250 WALCUTT ROAD
 COLUMBUS, OH 43228
 Phone: 614 851 0002

Data Code	Description	Weight Front	Weight Rear	Retail Price
363-001	PTO MOUNTING, LH SIDE OF MAIN TRANSMISSION			N/C
341-018	MAGNETIC PLUGS, ENGINE DRAIN, TRANSMISSION DRAIN, AXLE(S) FILL AND DRAIN			STD
345-074	DASH MOUNTED T-HANDLE CABLE SHIFT CONTROL WITH PARK POSITION FOR INTERNAL PARK PAWL			N/C
97G-006	TRANSMISSION PROGNOSTICS - DISABLED (N/A) 2013, FOR USE IN 1000/2000 ONLY			STD
370-015	WATER TO OIL TRANSMISSION COOLER, IN RADIATOR END TANK			STD
346-001	TRANSMISSION OIL CHECK AND FILL			STD
35T-001	SYNTHETIC TRANSMISSION FLUID (TES-295 COMPLIANT)			STD

Front Axle and Equipment

400-1A5	DETROIT DA-F-10.0-3 10,000# FF1 71.5 KPI/3.74 DROP SINGLE FRONT AXLE			N/C
402-021	MERITOR 15X5 Q+ CAST SPIDER CAM FRONT BRAKES, DOUBLE ANCHOR, FABRICATED SHOES			\$140.00
403-026	FIRE AND EMERGENCY SEVERE SERVICE, NON-ASBESTOS FRONT LINING			N/C
419-023	CONMET CAST IRON FRONT BRAKE DRUMS			STD
409-021	SKF SCOTSEAL PLUS XL FRONT OIL SEALS			STD
408-001	VENTED FRONT HUB CAPS WITH WINDOW, CENTER AND SIDE PLUGS - OIL			STD
416-022	STANDARD SPINDLE NUTS FOR ALL AXLES			STD
405-002	MERITOR AUTOMATIC FRONT SLACK ADJUSTERS			STD
536-050	TRW THP-60 POWER STEERING			STD
539-003	POWER STEERING PUMP			STD
534-015	2 QUART SEE THROUGH POWER STEERING RESERVOIR			STD
40T-001	ORGANIC SAE 80/90 FRONT AXLE LUBE			STD

Front Suspension

620-062	10,000# TAPERLEAF FRONT SUSPENSION			\$21.00
619-005	MAINTENANCE FREE RUBBER BUSHINGS - FRONT SUSPENSION			STD
62H-998	NO FRONT SUSPENSION SPRING BRACKET OPTIONS			STD
629-004	FRONT SWAYBAR	60		\$495.00
410-001	FRONT SHOCK ABSORBERS			STD

Application Version 8.9.003
 Data Version PRL-10M.016
 Sherrif



03/03/2016 10:00 AM

Page 5 of 15

Prepared for:
 Jason Cavallo
 Horton Emergency Vehicles
 3800 McDowell Rd
 Grove City, OH 43123
 Phone: 614 539 8181

Prepared by:
 Steve Tancos
 FYDA FREIGHTLINER
 COLUMBUS, INC
 1250 WALCUTT ROAD
 COLUMBUS, OH 43228
 Phone: 614 851 0002

	Data Code	Description	Weight Front	Weight Rear	Retail Price
Rear Axle and Equipment					
	420-1CY	DETROIT DA-RS-15.0-2 15,000# F-SERIES SINGLE REAR AXLE		-185	\$676.00
	421-456	4.56 REAR AXLE RATIO			N/C
	424-001	IRON REAR AXLE CARRIER WITH STANDARD AXLE HOUSING			STD
	386-079	MXL 16T MERITOR EXTENDED LUBE MAIN DRIVELINE WITH HALF ROUND YOKES	-20	-20	(\$359.00)
	423-001	MERITOR 15X6 Q+ CAM REAR BRAKES, DOUBLE ANCHOR, FABRICATED SHOES		-30	N/C
	433-025	FIRE AND EMERGENCY SEVERE SERVICE NON-ASBESTOS REAR BRAKE LINING			N/C
	434-005	BRAKE CAMS AND CHAMBERS ON FORWARD SIDE OF DRIVE AXLE(S) WITH AUXILIARY SUPPORT BRACKETS			STD
	451-018	WEBB CAST IRON REAR BRAKE DRUMS		50	N/C
	440-006	REAR OIL SEALS			N/C
	426-074	HALDEX GOLDSEAL LONGSTROKE 1-DRIVE AXLE SPRING PARKING CHAMBERS			STD
	428-002	MERITOR AUTOMATIC REAR SLACK ADJUSTERS			STD
	41T-001	ORGANIC SAE 80/90 REAR AXLE LUBE			STD
Rear Suspension					
N	622-1CX	AIRLINER 12,000# REAR SUSPENSION		-40	\$6.00
	621-047	AIRLINER LOW POSITION RIDE HEIGHT			N/C
	431-001	STANDARD AXLE SEATS IN AXLE CLAMP GROUP			STD
	888-050	IGNITION CONTROLLED ELECTRIC DUMP SWITCH FOR AIR SUSPENSION WITH GAUGE			\$196.00
	87D-001	REAR AIR SUSPENSION DUMP VALVE AUTOFILL WITH IGNITION OFF OR >5 MPH WITH INDICATOR LIGHT			N/C
	910-004	DUAL AIR REAR SUSPENSION LEVELING VALVES			\$82.00
	623-002	TRANSVERSE CONTROL RODS			STD
	630-006	10,000/15,000# AIRLINER REAR SUSPENSION STABILIZER BAR		50	\$816.00
	439-004	REAR SHOCK ABSORBERS - ONE AXLE (AIR RIDE SUSPENSION)			STD
Brake System					
	018-002	AIR BRAKE PACKAGE			STD
	490-100	WABCO 4S/4M ABS WITHOUT TRACTION CONTROL			STD

Application Version 8.9.003
 Data Version PRL-10M.016
 Sherrif



03/03/2016 10:00 AM

Page 6 of 15

Prepared for:
 Jason Cavallo
 Horton Emergency Vehicles
 3800 McDowell Rd
 Grove City, OH 43123
 Phone: 614 539 8181

Prepared by:
 Steve Tancos
 FYDA FREIGHTLINER
 COLUMBUS, INC
 1250 WALCUTT ROAD
 COLUMBUS, OH 43228
 Phone: 614 851 0002

Data Code	Description	Weight Front	Weight Rear	Retail Price
871-001	REINFORCED NYLON, FABRIC BRAID AND WIRE BRAID CHASSIS AIR LINES			STD
904-001	FIBER BRAID PARKING BRAKE HOSE			STD
412-001	STANDARD BRAKE SYSTEM VALVES			STD
46D-002	STANDARD AIR SYSTEM PRESSURE PROTECTION SYSTEM			STD
413-002	STD U.S. FRONT BRAKE VALVE			STD
432-003	RELAY VALVE WITH 5-8 PSI CRACK PRESSURE, NO REAR PROPORTIONING VALVE			STD
480-086	BW AD-9SI BRAKE LINE AIR DRYER WITH HEATER			N/C
479-015	AIR DRYER FRAME MOUNTED			STD
460-008	STEEL AIR BRAKE RESERVOIRS MOUNTED INSIDE RAIL			\$4.00
477-008	BW DV-2 AUTO DRAIN VALVE WITH HEATER - WET TANK			\$73.00
Trailer Connections				
335-004	UPGRADED CHASSIS MULTIPLEXING UNIT			STD
32A-002	UPGRADED BULKHEAD MULTIPLEXING UNIT			STD
Wheelbase & Frame				
545-442	4425MM (174 INCH) WHEELBASE			N/C
546-094	9/32X3-7/16X10-1/16 INCH STEEL FRAME (7.14MMX255.6/0.281X10.06 INCH) 80KSI	-60	-10	STD
552-030	1600MM (63 INCH) REAR FRAME OVERHANG			STD
55W-006	FRAME OVERHANG RANGE: 61 INCH TO 70 INCH			N/C
AC8-99D	CALC'D BACK OF CAB TO REAR SUSP C/L (CA) : 108.45 in			
AE8-99D	CALCULATED EFFECTIVE BACK OF CAB TO REAR SUSPENSION C/L (CA) : 105.45 in			
AE4-99D	CALC'D FRAME LENGTH - OVERALL : 266.39			
AM6-99D	CALC'D SPACE AVAILABLE FOR DECKPLATE : 108.45 in			
FSS-0LH	CALCULATED FRAME SPACE LH SIDE : 120.04 in			N/C
FSS-0RH	CALCULATED FRAME SPACE RH SIDE : 121.66 in			N/C
553-001	SQUARE END OF FRAME			STD
550-001	FRONT CLOSING CROSSMEMBER			STD
559-001	STANDARD WEIGHT ENGINE CROSSMEMBER			STD
562-001	STANDARD MIDSHIP #1 CROSSMEMBER(S)			STD
572-001	STANDARD REARMOST CROSSMEMBER			STD

Application Version 8.9.003
 Data Version PRL-10M.016
 Sheriff



03/03/2016 10:00 AM

Page 7 of 15

Prepared for:
 Jason Cavallo
 Horton Emergency Vehicles
 3800 McDowell Rd
 Grove City, OH 43123
 Phone: 614 539 8181

Prepared by:
 Steve Tancos
 FYDA FREIGHTLINER
 COLUMBUS, INC
 1250 WALCUTT ROAD
 COLUMBUS, OH 43228
 Phone: 614 851 0002

Data Code	Description	Weight Front	Weight Rear	Retail Price
565-001	STANDARD SUSPENSION CROSSMEMBER			STD
Chassis Equipment				
556-1AR	THREE-PIECE 14 INCH CHROMED STEEL BUMPER WITH COLLAPSIBLE ENDS	30		\$347.00
558-001	FRONT TOW HOOKS - FRAME MOUNTED	15		\$96.00
574-001	BUMPER MOUNTING FOR SINGLE LICENSE PLATE			STD
586-024	FENDER AND FRONT OF HOOD MOUNTED FRONT MUDFLAPS			STD
551-007	GRADE 8 THREADED HEX HEADED FRAME FASTENERS			STD
Fuel Tanks				
204-217	34 GALLON/128 LITER SHORT RECTANGULAR ALUMINUM FUEL TANK - LH			\$83.00
218-005	RECTANGULAR FUEL TANK(S)			STD
215-005	PLAIN ALUMINUM/PAINTED STEEL FUEL/HYDRAULIC TANK(S) WITH PAINTED BANDS			STD
212-007	FUEL TANK(S) FORWARD			STD
664-001	PLAIN STEP FINISH			STD
205-001	FUEL TANK CAP(S)			STD
122-084	ALLIANCE FUEL FILTER/WATER SEPARATOR WITH PRIMER PUMP			STD
216-020	EQUIFLO INBOARD FUEL SYSTEM			STD
202-016	HIGH TEMPERATURE REINFORCED NYLON FUEL LINE			STD
Tires				
093-0E5	MICHELIN XZE 245/70R19.5 16 PLY RADIAL FRONT TIRES	-82		(\$348.00)
094-1FT	MICHELIN XDS2 245/70R19.5 16 PLY RADIAL REAR TIRES		-144	(\$412.00)
Hubs				
418-056	CONMET PRESET PLUS IRON FRONT HUBS			STD
450-014	WEBB IRON REAR HUBS		-20	N/C
Wheels				
502-1E5	ALCOA 77362X 19.5X7.50 10-HUB PILOT 5.23 INSET ALUMINUM DISC FRONT WHEELS	-64		\$366.00
505-1E5	ALCOA 77362X 19.5X7.50 10-HUB PILOT ALUMINUM DISC REAR WHEELS		-128	\$732.00
524-001	POLISHED FRONT WHEELS; OUTSIDE ONLY			\$46.00

Application Version 8.9.003
 Data Version PRL-10M.016
 Sheriff



03/03/2016 10:00 AM

Page 8 of 15

Prepared for:
 Jason Cavallo
 Horton Emergency Vehicles
 3800 McDowell Rd
 Grove City, OH 43123
 Phone: 614 539 8181

Prepared by:
 Steve Tancos
 FYDA FREIGHTLINER
 COLUMBUS, INC
 1250 WALCUTT ROAD
 COLUMBUS, OH 43228
 Phone: 614 851 0002

Data Code	Description	Weight Front	Weight Rear	Retail Price
525-001	POLISHED REAR WHEELS; OUTSIDE OF OUTER WHEELS ONLY			\$84.00
496-011	FRONT WHEEL MOUNTING NUTS			STD
497-011	REAR WHEEL MOUNTING NUTS			STD
Cab Exterior				
829-071	106 INCH BBC FLAT ROOF ALUMINUM CONVENTIONAL CAB			STD
650-009	RUBBER CAB MOUNTS			STD
678-018	LH AND RH EXTERIOR GRAB HANDLES WITH SINGLE RUBBER INSERT			\$73.00
646-023	HOOD MOUNTED CHROMED PLASTIC GRILLE			\$97.00
65X-003	CHROME HOOD MOUNTED AIR INTAKE GRILLE			\$51.00
644-004	FIBERGLASS HOOD			STD
690-002	TUNNEL/FIREWALL LINER			\$40.00
727-1B1	DUAL 25 INCH ROUND STUTTER TONE HOOD MOUNTED AIR HORNS WITH DUAL LANYARDS	8		\$650.00
726-002	DUAL ELECTRIC HORNS			\$10.00
728-002	DUAL HORN SHIELDS			N/C
657-001	DOOR LOCKS AND IGNITION SWITCH KEYED THE SAME			STD
575-001	REAR LICENSE PLATE MOUNT END OF FRAME			STD
312-038	INTEGRAL HEADLIGHT/MARKER ASSEMBLY WITH CHROME BEZEL			N/C
302-047	LED AERODYNAMIC MARKER LIGHTS			\$40.00
N 311-019	HEADLIGHTS ON WITH WIPERS, WITH DAYTIME RUNNING LIGHTS			\$40.00
294-001	INTEGRAL STOP/TAIL/BACKUP LIGHTS			STD
300-015	STANDARD FRONT TURN SIGNAL LAMPS			STD
744-1BC	DUAL WEST COAST BRIGHT FINISH HEATED MIRRORS WITH LH AND RH REMOTE			\$330.00
797-001	DOOR MOUNTED MIRRORS			STD
796-001	102 INCH EQUIPMENT WIDTH			STD
743-204	LH AND RH 8 INCH BRIGHT FINISH CONVEX MIRRORS MOUNTED UNDER PRIMARY MIRRORS			N/C
729-001	STANDARD SIDE/REAR REFLECTORS			STD
768-043	63X14 INCH TINTED REAR WINDOW			STD
661-004	TINTED DOOR GLASS LH AND RH WITH TINTED OPERATING WING WINDOWS			\$157.00
654-027	RH AND LH ELECTRIC POWERED WINDOWS, PASSENGER SWITCHES ON DOOR(S)	8		\$218.00
663-019	1-PIECE TINTED ROPED-IN WINDSHIELD			\$18.00

Application Version 8.9.003
 Data Version PRL-10M.016
 Sherrif



03/03/2016 10:00 AM

Page 9 of 15

Prepared for:
 Jason Cavallo
 Horton Emergency Vehicles
 3800 McDowell Rd
 Grove City, OH 43123
 Phone: 614 539 8181

Prepared by:
 Steve Tancos
 FYDA FREIGHTLINER
 COLUMBUS, INC
 1250 WALCUTT ROAD
 COLUMBUS, OH 43228
 Phone: 614 851 0002

Data Code	Description	Weight Front	Weight Rear	Retail Price
659-019	2 GALLON WINDSHIELD WASHER RESERVOIR WITHOUT FLUID LEVEL INDICATOR, FRAME MOUNTED			STD
Cab Interior				
707-1AK	OPAL GRAY VINYL INTERIOR			N/C
706-016	MOLDED DOOR PANEL WITH UPPER VINYL INSERTS			N/C
708-016	MOLDED DOOR PANEL WITH UPPER VINYL INSERTS			N/C
772-006	BLACK MATS WITH SINGLE INSULATION			STD
785-001	DASH MOUNTED ASH TRAYS AND LIGHTER			\$12.00
691-014	FORWARD ROOF MOUNTED CONSOLE WITH UPPER STORAGE COMPARTMENTS AND ADDITIONAL CENTER COMPARTMENT WITHOUT NETTING			N/C
694-010	IN DASH STORAGE BIN			STD
742-007	(2) CUP HOLDERS LH AND RH DASH			STD
680-006	GRAY/CHARCOAL FLAT DASH			STD
860-004	SMART SWITCH EXPANSION MODULE			\$189.00
700-002	HEATER, DEFROSTER AND AIR CONDITIONER			STD
701-001	STANDARD HVAC DUCTING			STD
703-005	MAIN HVAC CONTROLS WITH RECIRCULATION SWITCH			STD
170-015	STANDARD HEATER PLUMBING			STD
130-036	(1) DENSO HEAVY DUTY AND (1) SANDEN COMPACT REFRIGERANT COMPRESSORS	20		\$521.00
702-002	BINARY CONTROL, R-134A			STD
739-033	STANDARD INSULATION			STD
285-013	SOLID-STATE CIRCUIT PROTECTION AND FUSES			STD
280-007	12V NEGATIVE GROUND ELECTRICAL SYSTEM			STD
324-011	DOMED DOOR ACTIVATED LH AND RH, DUAL READING LIGHTS, FORWARD CAB ROOF			N/C
655-005	LH AND RH ELECTRIC DOOR LOCKS			\$99.00
284-023	(1) 12 VOLT POWER SUPPLY IN DASH			\$16.00
756-1J3	BASIC HIGH BACK AIR SUSPENSION DRIVER SEAT WITH MECHANICAL LUMBAR AND INTEGRATED CUSHION EXTENSION	30		\$221.00
760-1J3	BASIC HIGH BACK AIR SUSPENSION PASSENGER SEAT WITH MECHANICAL LUMBAR AND INTEGRATED CUSHION EXTENSION	25	10	\$258.00
759-002	INBOARD DRIVER AND PASSENGER SEAT ARMREST			\$98.00

Application Version 8.9.003
 Data Version PRL-10M.016
 Sherrif



03/03/2016 10:00 AM

Prepared for:
 Jason Cavallo
 Horton Emergency Vehicles
 3800 McDowell Rd
 Grove City, OH 43123
 Phone: 614 539 8181

Prepared by:
 Steve Tancos
 FYDA FREIGHTLINER
 COLUMBUS, INC
 1250 WALCUTT ROAD
 COLUMBUS, OH 43228
 Phone: 614 851 0002

Data Code	Description	Weight Front	Weight Rear	Retail Price
711-004	LH AND RH INTEGRAL DOOR PANEL ARMRESTS			STD
758-033	VINYL WITH CLOTH INSERT DRIVER SEAT			\$2.00
761-033	VINYL WITH CLOTH INSERT PASSENGER SEAT			\$2.00
763-012	3 POINT HIGH VISIBILITY ORANGE RETRACTOR DRIVER AND PASSENGER SEAT BELTS			\$26.00
532-002	ADJUSTABLE TILT AND TELESCOPING STEERING COLUMN	10		\$478.00
540-015	4-SPOKE 18 INCH (450MM) STEERING WHEEL			STD
765-002	DRIVER AND PASSENGER INTERIOR SUN VISORS			STD

Instruments & Controls

732-003	WOODGRAIN DRIVER INSTRUMENT PANEL			N/C
734-003	WOODGRAIN CENTER INSTRUMENT PANEL			N/C
870-001	BLACK GAUGE BEZELS			STD
486-001	LOW AIR PRESSURE INDICATOR LIGHT AND AUDIBLE ALARM			STD
840-002	2 INCH PRIMARY AND SECONDARY AIR PRESSURE GAUGES			STD
198-003	DASH MOUNTED AIR RESTRICTION INDICATOR WITH GRADUATIONS			\$34.00
149-013	ELECTRONIC CRUISE CONTROL WITH SWITCHES IN LH SWITCH PANEL			STD
156-007	KEY OPERATED IGNITION SWITCH AND INTEGRAL START POSITION; 4 POSITION OFF/RUN/START/ACCESSORY			STD
811-042	ICU3S, 132X48 DISPLAY WITH DIAGNOSTICS, 28 LED WARNING LAMPS AND DATA LINKED			STD
160-038	HEAVY DUTY ONBOARD DIAGNOSTICS INTERFACE CONNECTOR LOCATED BELOW LH DASH			STD
844-001	2 INCH ELECTRIC FUEL GAUGE			STD
148-003	PROGRAMMABLE RPM CONTROL - ELECTRONIC ENGINE			STD
856-001	ELECTRICAL ENGINE COOLANT TEMPERATURE GAUGE			STD
864-001	2 INCH TRANSMISSION OIL TEMPERATURE GAUGE			N/C
830-017	ENGINE AND TRIP HOUR METERS INTEGRAL WITHIN DRIVER DISPLAY			STD
372-051	CUSTOMER FURNISHED AND INSTALLED PTO CONTROLS			N/C
73B-998	NO LANE DEPARTURE WARNING SYSTEM			STD
852-002	ELECTRIC ENGINE OIL PRESSURE GAUGE			STD

Application Version 8.9.003
 Data Version PRL-10M.016
 Sherrif



03/03/2016 10:00 AM

Page 11 of 15

Prepared for:
 Jason Cavallo
 Horton Emergency Vehicles
 3800 McDowell Rd
 Grove City, OH 43123
 Phone: 614 539 8181

Prepared by:
 Steve Tancos
 FYDA FREIGHTLINER
 COLUMBUS, INC
 1250 WALCUTT ROAD
 COLUMBUS, OH 43228
 Phone: 614 851 0002

Data Code	Description	Weight Front	Weight Rear	Retail Price
746-1B0	AM/FM/WB RADIO WITH CD PLAYER, BLUETOOTH AND MICROPHONE, USB, FRONT AND REAR AUXILIARY INPUTS AND J1939	10		\$554.00
747-001	DASH MOUNTED RADIO			N/C
750-002	(2) RADIO SPEAKERS IN CAB			N/C
753-001	AM/FM ANTENNA MOUNTED ON FORWARD LH ROOF			N/C
810-027	ELECTRONIC MPH SPEEDOMETER WITH SECONDARY KPH SCALE, WITHOUT ODOMETER			STD
817-001	STANDARD VEHICLE SPEED SENSOR			STD
812-001	ELECTRONIC 3000 RPM TACHOMETER			STD
162-002	IGNITION SWITCH CONTROLLED ENGINE STOP			N/C
81Y-001	PRE-TRIP LAMP INSPECTION, ALL OUTPUTS FLASH, WITH SMART SWITCH			\$12.00
264-032	(2) OVERHEAD MOUNTED LANYARD CONTROLS: (1) OFFICER AIR HORN AND (1) DRIVER AIR HORN			\$126.00
836-015	DIGITAL VOLTAGE DISPLAY INTEGRAL WITH DRIVER DISPLAY			STD
660-008	SINGLE ELECTRIC WINDSHIELD WIPER MOTOR WITH DELAY			STD
304-001	MARKER LIGHT SWITCH INTEGRAL WITH HEADLIGHT SWITCH			STD
882-009	ONE VALVE PARKING BRAKE SYSTEM WITH WARNING INDICATOR			STD
299-013	SELF CANCELING TURN SIGNAL SWITCH WITH DIMMER, WASHER/WIPER AND HAZARD IN HANDLE			STD
298-039	INTEGRAL ELECTRONIC TURN SIGNAL FLASHER WITH HAZARD LAMPS OVERRIDING STOP LAMPS			STD
869-998	NO MISCELLANEOUS GAUGES			STD
Design				
065-000	PAINT: ONE SOLID COLOR			STD
Color				
980-5F6	CAB COLOR A: L0006EB WHITE ELITE BC			STD
986-020	BLACK, HIGH SOLIDS POLYURETHANE CHASSIS PAINT			STD
98K-998	NO FUEL TANK CABINET PAINT			STD
963-003	STANDARD E COAT/UNDERCOATING			STD

Certification / Compliance

Application Version 8.9.003
 Data Version PRL-10M.016
 Sherrif



03/03/2016 10:00 AM

Page 12 of 15

Prepared for:
 Jason Cavallo
 Horton Emergency Vehicles
 3800 McDowell Rd
 Grove City, OH 43123
 Phone: 614 539 8181

Prepared by:
 Steve Tancos
 FYDA FREIGHTLINER
 COLUMBUS, INC
 1250 WALCUTT ROAD
 COLUMBUS, OH 43228
 Phone: 614 851 0002

Data Code	Description	Weight Front	Weight Rear	Retail Price
996-001	U.S. FMVSS CERTIFICATION, EXCEPT SALES CABS AND GLIDER KITS			STD

Sales Programs

NO SALES PROGRAMS HAVE BEEN SELECTED

TOTAL VEHICLE SUMMARY

Adjusted List Price

Adjusted List Price ** \$111,209.00

Weight Summary

	Weight Front	Weight Rear	Total Weight
Factory Weight*	5861 lbs	3081 lbs	8942 lbs
Dealer Installed Options	0 lbs	0 lbs	0 lbs
Total Weight*	5861 lbs	3081 lbs	8942 lbs

ITEMS NOT INCLUDED IN ADJUSTED LIST PRICE

Other Factory Charges

PMU-016	2016 OBD/2010 EPA/CARB/GHG14 ESCALATOR	\$300.00
P73-2FT	STANDARD DESTINATION CHARGE	\$2,000.00

Extended Warranty

WAG-052	TOWING EXTENDED/ROADSIDE SERVICE WARRANTY, 1 YEAR/UNLIMITED MILES/KM, \$550 CAP	\$200.00
---------	---	----------

Currency Exchange Rate	1.0000
Total Extended Warranty (Local Currency)	\$200.00

Application Version 8.9.003
 Data Version PRL-10M.016
 Sherrif



03/03/2016 10:00 AM

Page 13 of 15

Prepared for:
 Jason Cavallo
 Horton Emergency Vehicles
 3800 McDowell Rd
 Grove City, OH 43123
 Phone: 614 539 8181

Prepared by:
 Steve Tancos
 FYDA FREIGHTLINER
 COLUMBUS, INC
 1250 WALCUTT ROAD
 COLUMBUS, OH 43228
 Phone: 614 851 0002

Dealer Installed Options

		Weight Front	Weight Rear	Price
EXH	EXHAUST MODIFICATION AND ENGINE PROGRAMMING	0	0	\$1,300.00
Total Dealer Installed Options		0 lbs	0 lbs	\$1,300.00

(+) Weights shown are estimates only.

If weight is critical, contact Customer Application Engineering.

(**) Prices shown do not include taxes, fees, etc... "Net Equipment Selling Price" is located on the Quotation Details Proposal Report.



Prepared for:
 Jason Cavallo
 Horton Emergency Vehicles
 3800 McDowell Rd
 Grove City, OH 43123
 Phone: 614 539 8181

Prepared by:
 Steve Tancos
 FYDA FREIGHTLINER
 COLUMBUS, INC
 1250 WALCUTT ROAD
 COLUMBUS, OH 43228
 Phone: 614 851 0002

Q U O T A T I O N

M2 106 CONVENTIONAL CHASSIS

SET BACK AXLE - TRUCK	DETROIT DA-F-10.0-3 10,000# FF1 71.5 KPI/3.74 DROP
CUM ISB 6.7-240 240 HP @ 2300 RPM, 2600 GOV, 560 LB/FT @ 1600 RPM	SINGLE FRONT AXLE
ALLISON 2200 EVS AUTOMATIC TRANSMISSION WITH PARK PAWL WITH PTO PROVISION	10,000# TAPERLEAF FRONT SUSPENSION
DETROIT DA-RS-15.0-2 15,000# F-SERIES SINGLE REAR AXLE	106 INCH BBC FLAT ROOF ALUMINUM CONVENTIONAL CAB
AIRLINER 12,000# REAR SUSPENSION	4425MM (174 INCH) WHEELBASE
	9/32X3-7/16X10-1/16 INCH STEEL FRAME (7.14MMX255.6/0.281X10.06 INCH) 80KSI
	1600MM (63 INCH) REAR FRAME OVERHANG

	TOTAL # OF UNITS (1)	PER UNIT	TOTAL
VEHICLE PRICE	\$	68,999 \$	68,999
EXTENDED WARRANTY	\$	200 \$	200
DEALER INSTALLED OPTIONS	\$	1,300 \$	1,300
CUSTOMER PRICE BEFORE TAX	\$	70,499 \$	70,499

TAXES AND FEES

TAXES AND FEES	\$	0 \$	0
OTHER CHARGES	\$	0 \$	0

TRADE-IN

TRADE-IN ALLOWANCE	\$	(0) \$	(0)
---------------------------	----	--------	-----

BALANCE DUE	(LOCAL CURRENCY) \$	70,499 \$	70,499
--------------------	----------------------------	------------------	---------------

COMMENTS: Projected delivery on ___ / ___ / ___ provided the order is received before ___ / ___ / ___.
 APPROVAL: Please indicate your acceptance of this quotation by signing below: Customer: _____
 X _____ Date: ___ / ___ / ___.

Daimler Truck Financial

Financing that works for you.

See your local dealer for a competitive quote from Daimler Truck Financial, or contact us at Information@dtfoffers.com.

Daimler Truck Financial offers a variety of finance, lease and insurance solutions to fit your business needs. For more information about our products and services, visit our website at www.daimler-truckfinancial.com.





CITY OF BOYNTON BEACH AGENDA ITEM REQUEST FORM

COMMISSION MEETING DATE: 3/20/2018

REQUESTED ACTION BY COMMISSION: PROPOSED ORDINANCE NO. 18-003 - FIRST

READING - Approve One Boynton (aka Las Ventanas) Rezoning (REZN 18-005) from MU-L (Mixed Use Low District) to MU-4 (Mixed Use 4 District) to complete implementation of the CRA Community Redevelopment Plan's recommendation for the subject 14.6 acre property. Applicant: City-initiated.

EXPLANATION OF REQUEST:

The subject property, developed in 2009 with the mixed use project Las Ventanas (recently renamed as One Boynton), is located in the Federal Highway South District as designated by the 2016 CRA Community Redevelopment Plan (the CRA Plan). The project's "built" density is approximately 38 dwelling units per acre (du/acre).

The request is City-initiated and represents the continuation of the "house cleaning" tasks following major changes to the City's future land use/zoning structure as part of the implementation of the CRA Plan. It seeks rezoning of the subject property consistent with the said new structure and with the Plan's site-specific recommendations.

The MU-4 zoning district requested for Las Ventanas was adopted into the LDRs on January 3, 2017, as a first step in implementation of the CRA Plan; it was applied immediately thereafter to the adjacent Riverwalk project ultimately approved for the southeast corner of US-1 and Woolbright Road.

The MU-4 district is conceived to be an important part in the overall strategy for increasing the development intensity in areas in and around downtown, including the "activity node" at the intersection of US-1 and Woolbright Road. *The CRA Plan recommends Mixed Use High future land use and MU-4 zoning for all four corners of this intersection.*

Finally, note that the Las Ventanas development carries the Mixed Use Low zoning district with the density cap of 40 du/acre; it is an "old" designation which has effectively been defunct since the 2004 code amendments.

The Planning & Development Board reviewed this request on February 27th and forwards it without a recommendation (the result of a failed motion to approve the item).

HOW WILL THIS AFFECT CITY PROGRAMS OR SERVICES? There will be no impact on City's programs or services.

FISCAL IMPACT:

There will be no fiscal impact. The project is built out; expanding it to a higher density is not likely in the foreseeable future. The assessment of the property will not automatically increase.

ALTERNATIVES: Staff does not recommend any alternatives.

STRATEGIC PLAN:

STRATEGIC PLAN APPLICATION: N/A

CLIMATE ACTION:

CLIMATE ACTION DISCUSSION: N/A

Is this a grant? No

Grant Amount:

ATTACHMENTS:

Type	Description
<input type="checkbox"/> Ordinance	Ordinance rezoning One Boynton property
<input type="checkbox"/> Staff Report	Staff Report
<input type="checkbox"/> Location Map	Exhibit A. Location Map Aerial
<input type="checkbox"/> Location Map	Exhibit B. Location Map Rezoning

30
31
32
33
34
35
36
37
38
39
40
41
42
43
44
45
46
47
48
49
50
51
52
53
54
55
56
57
58
59
60
61
62
63
64
65
66
67

One Boynton (aka Las Ventanas)

ALL OF LAS VENTANAS, ACCORDING TO THE PLAT BOOK 110,
PAGES 89 AND 90, PUBLIC RECORDS OF PALM BEACH COUNTY,
FLORIDA

Section 3. That the aforesaid Revised Zoning Map of the City shall be amended accordingly.

Section 4. All ordinances or parts of ordinances in conflict herewith are hereby repealed.

Section 5. Should any section or provision of this Ordinance or any portion thereof be declared by a court of competent jurisdiction to be invalid, such decision shall not affect the remainder of this Ordinance.

Section 6. This ordinance shall become effective immediately upon passage.

FIRST READING this ____ day of _____, 2018.

SECOND, FINAL READING and PASSAGE this ____ day of _____, 2018.

CITY OF BOYNTON BEACH, FLORIDA

YES NO

Mayor – Steven B. Grant _____

Vice Mayor – Justin Katz _____

Commissioner – Mack McCray _____

Commissioner – Christina L. Romelus _____

Commissioner – Joe Casello _____

VOTE _____

ATTEST:

Judith A. Pyle, CMC
City Clerk

(City Seal)

**DEVELOPMENT DEPARTMENT
PLANNING AND ZONING DIVISION
MEMORANDUM NO. PZ 17-068**

STAFF REPORT

TO: Chair and Members
Planning and Development Board

THRU: Michael Rumpf
Planning and Zoning Director

FROM: Hanna Matras, Senior Planner

DATE: February 1, 2018

PROJECT: One Boynton
(REZN 18-005)

REQUEST: Approve One Boynton (aka Las Ventanas) Rezoning (REZN 18-005) from MU-L (Mixed Use Low District) to MU-4 (Mixed Use 4 District) to complete implementation of the CRA Community Redevelopment Plan's recommendation for the subject 14.6 acre property. Applicant: City-initiated.

PROJECT DESCRIPTION

Property Owner: CH Realty VII-Psreg Boynton Beach Las Ventanas, LLC

Applicant: City-initiated

Location: Northwest corner of South Federay Highway and East Woolbright Road (Exhibit "A")

Existing Land Use/
Zoning: Mixed Use High (MXH)/ MU-L (Mixed Use Low District)

Proposed Land Use/
Zoning: Mixed Use High (MXH)/ MU-4 (Mixed Use 4 District)

Acreage: +/- 14.6 acres

Adjacent Uses:

North: To the northeast, developed commercial property classified Local Retail Commercial (LRC) and zoned C-3 Community Commercial, and

developed residential property classified and rezoned similarly. To the northwest, the right-of-way of SE 12th Avenue, then developed residential property classified Medium Density Residential (MeDR) and zoned R-2 Single and Two-Family Residential;

South: The right-of-way of Woolbright Road, then developed commercial property (Sunshine Square), classified Local Retail Commercial (LRC) and zoned C-3 Community Commercial;

East: The right-of-way of South Federal Highway, then to the southeast, developed commercial property (Shell Service Station), classified Local Retail Commercial (LRC) and zoned C-3 Community Commercial; to the northeast, developed condominiums of Bermuda Cay and Snug Harbor, classified High Density Residential (HDR) and zoned R-3 Multi-Family Residential; and

West: The right-of-way of the Florida East Coast (FEC) railroad, then developed property classified Industrial (I) and zoned M-1 Industrial.

BACKGROUND AND PROCESS

The subject property, developed in 2009 with a mixed use project Las Ventanas (recently renamed as One Boynton), is located in the Federal Highway South District as designated by the 2016 CRA Community Redevelopment Plan (the CRA Plan). The project's "built" density is approximately 38 dwelling units per acre (du/acre).

The request is city-initiated, consistent with the procedural provisions of the Land Development Regulations (LDRs). Since 2015, LDRs allow the City to proactively initiate and process future land use reclassification and rezoning to planned zoning districts for selected sites—if recommended by a significant planning document(s)—without a concurrent review of a master plan.

The request meets the latter condition as it will implement the recommendation of the CRA Plan. It explicitly meets criterion "b"—consistency with redevelopment plans—of the criteria for review of Comprehensive Plan Map amendments and rezonings listed in the LDR, Chapter 2, Article II. Meeting criterion "b" is the minimum requirement for city-initiated applications.

Lastly, the request represents the continuation of the "house cleaning" tasks following major changes to the City's future land use/zoning structure as part of the implementation of the CRA Plan. Another, similar city-initiated application—seeking rezoning of properties consistent with the said new structure and with the site-specific recommendations of the CRA Plan—is being processed concurrently.

EXPLANATION

This request, if approved, would constitute the final action to bringing the subject property in line with the recommendations of the CRA Plan.

The previous actions executing the said recommendations and affecting the property included:

- The July 18, 2017 adoption by the City Commission of the Comprehensive Plan text/ Future Land Use (FLU) map amendment package which implemented the modified FLU structure recommended by the CRA Plan. The package included the FLU map amendment reclassifying the subject property from its previous Mixed Use (MX) category, which the Plan eliminated, to the Mixed Use High (MXH) category, per the area-specific FLU recommendations of the Plan.
- The subsequent adoption, on September 19, 2017, of amendments to the Land Development Regulations (LDRs), codifying the new structure of the FLU categories and implementing the corresponding changes to zoning designations as recommended by the CRA Plan. The changes included reconfiguration of the FLU classification/zoning district scheme, establishment of new districts, redefining the maximum densities of some districts and minor changes to the district titles for consistency within the system.

The MU-4 zoning district requested for Las Ventanas was actually adopted into the LDRs prior to the latter action, on January 3, 2017, as a first step in implementation of the CRA Plan; it was applied immediately thereafter to the property of the new Riverwalk project located on the southeast corner of US-1 and Woolbright Road.


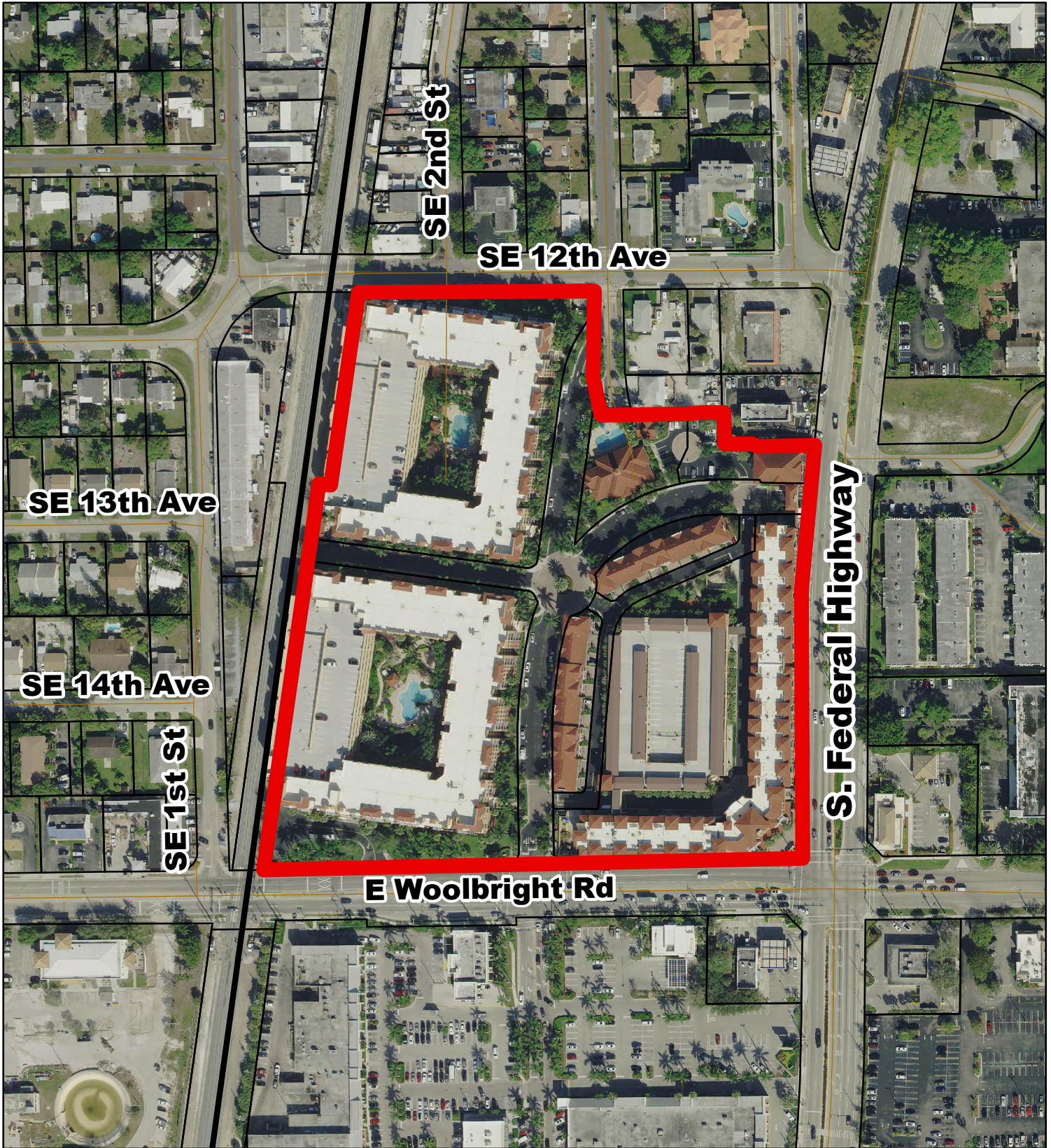
The MU-4 district—at 60 du/acre the second most intensive zoning district after the Mixed Use Core (MXC) with the maximum density of 80 du/acre—is conceived to be an important part in the overall strategy for increasing the development intensity in areas in and around downtown, including the “activity node” at the intersection of US-1 and Woolbright Road. *The CRA Plan recommends Mixed Use High future land use and MU-4 zoning for all four corners of this intersection.*

Finally, note that the Las Ventanas development carries the Mixed Use Low zoning with the density cap of 40 du/acre; it is an “old” designation which has effectively been defunct since the 2004 code amendments.

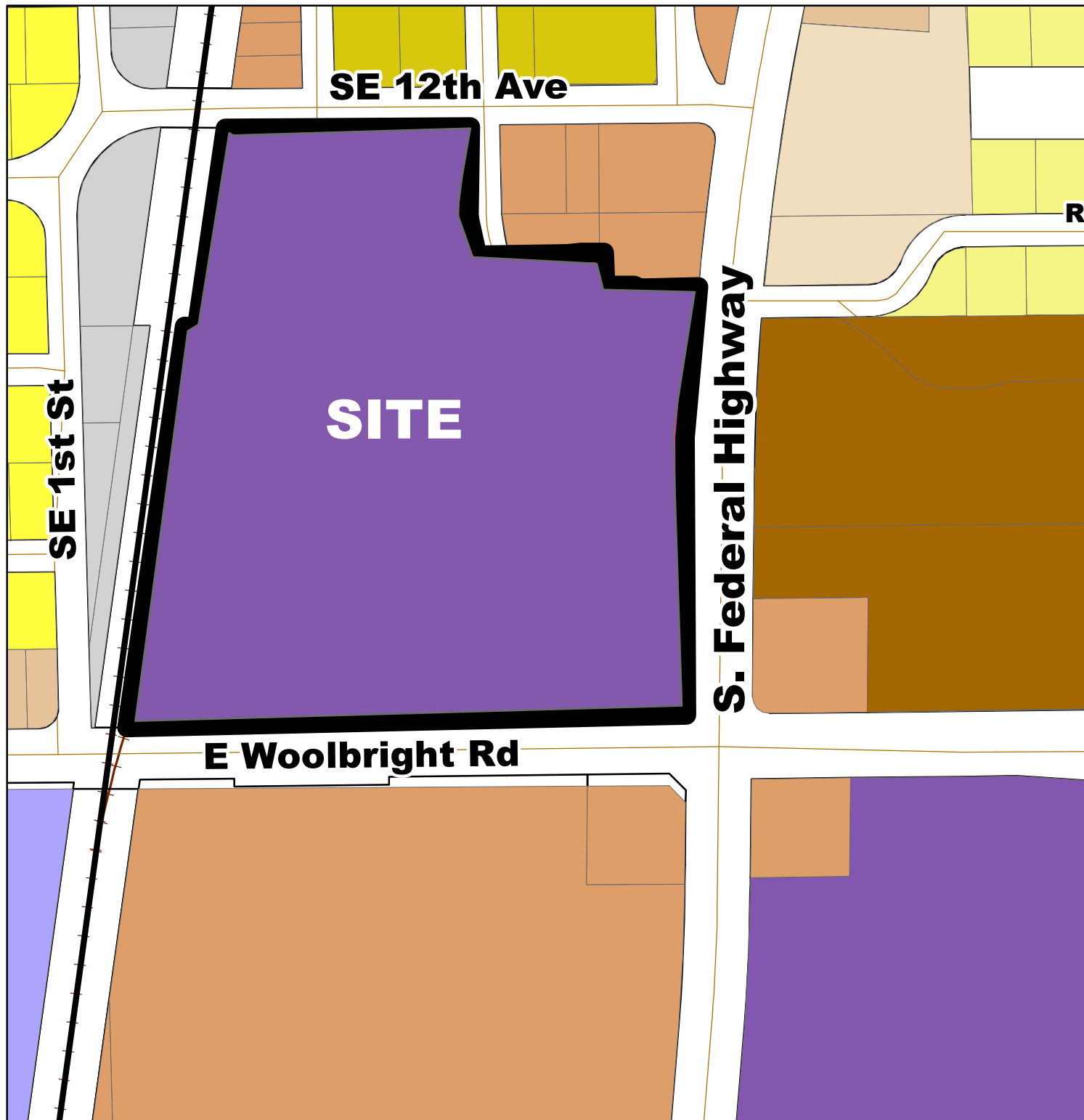
CONCLUSION/RECOMMENDATION

As indicated herein, the proposed rezoning finalizes the implementation of the recommendation of the CRA Community Redevelopment Plan for the Las Ventanas property. Therefore, staff recommends that the subject request be approved.








LOCATION MAP

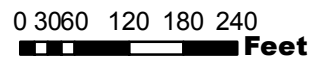


LOCATION MAP (REZONING 18-005)



LEGEND:

-  R1A Single Family, 6 du/ac
-  R2 Duplex, 10 du/ac
-  R3 Multi Family, 11 du/ac
-  C1 Office Professional
-  C2 Neighborhood Commercial
-  C3 Community Commercial
-  MU-4 Mixed Use 4, 60 du/ac





CITY OF BOYNTON BEACH AGENDA ITEM REQUEST FORM

COMMISSION MEETING DATE: 3/20/2018

REQUESTED ACTION BY COMMISSION:

PROPOSED ORDINANCE NO. 18-004 - FIRST READING - Approve Timeless Life Care and 601 S. Federal Mixed Use rezoning (REZN 18-006) from MU-L2 (Mixed Use Low 2 District) to MU-2 (Mixed Use 2 District) to complete implementation of the CRA Community Redevelopment Plan's recommendation for the subject 2.41 acre area. Applicant: City-initiated.

EXPLANATION OF REQUEST:

The area subject to the proposed rezoning is located in the Downtown District as designated by the 2016 CRA Community Redevelopment Plan (the CRA Plan); it consists of three (3) contiguous properties. On the southern property, the assisted living facility Timeless Life Care is currently under construction. The two properties on the north side were approved in 2016 for a mixed use project with a 28-unit residential building and an 11,000 square foot medical/professional office building.

The request is city-initiated and represents the continuation of "house cleaning" tasks following major changes to the City's future land use/zoning structure as part of the implementation of the CRA Plan. It seeks rezoning of the subject lands consistent with the said new structure and with the Plan's site-specific recommendations.

The "new" Mixed Use Medium future land use classification now on the properties allows a maximum density of 50 dwelling units per acre (du/ac); its two corresponding zoning designations, MU-2 and MU-3, have the respective maximum densities of 40 and 50 du/ac. The proposed MU-2 zoning district, essentially the same as the phased-out MU-L2 designation, nevertheless allows for a significantly higher maximum density (40 versus 30 du/ac). Since the new zoning structure does not include a district with the same density cap, MU-2 is the appropriate choice, consistent with the recommendations of the CRA Plan.

Note the CRA Plan recommendation of Mixed Use Medium (MXM) future land use extends further north of the subject properties, from SE 5th Avenue to SE 2nd Avenue. For future redevelopment projects in this area, staff is likely to support the MU-3 zoning designation due to the proximity of the core of the downtown, where the highest intensity future land use category—Mix Use High (MXH)—is recommended.

The Planning and Development Board forwarded this item with a recommendation of approval on February 27, 2018.

HOW WILL THIS AFFECT CITY PROGRAMS OR SERVICES? No impact on City's programs or services.

FISCAL IMPACT: No fiscal impact unless modifications to the approved site plans are requested. The assessment of the properties will not automatically increase.

ALTERNATIVES: Staff recommends no alternatives.

STRATEGIC PLAN:

STRATEGIC PLAN APPLICATION: N/A

CLIMATE ACTION: No

CLIMATE ACTION DISCUSSION: N/A

Is this a grant? No

Grant Amount:

ATTACHMENTS:

Type	Description
<input type="checkbox"/> Ordinance	Ordinance rezoning Timeless Life Center and 601 S Federal
<input type="checkbox"/> Staff Report	Staff Report
<input type="checkbox"/> Location Map	Exhibit A. Location Map Aerial
<input type="checkbox"/> Location Map	Exhibit B. Location Map Rezoning

30 Description:

31 **601 South Federal Highway Mixed Use**

32

33 LOTS 1, 2, 3 AND 4, BLOCK C OF PENCE SUBDIVISION NO. 1,
34 ACCORDING TO THE PLAT THEREOF AS RECORDED IN PLAT
35 BOOK 1, PAGE 33 OF THE PUBLIC RECORDS OF PALM BEACH
36 COUNTY, FLORIDA, LESS THE EAST 13 FEET OF LOTS 1 AND 4
37 FOR RIGHT OF WAY STATE ROAD NO. 5 (US NO. 1) AS SHOWN
38 IN ROAD PLAT BOOK 3 ON PAGE 11.

39

40 **Timeless Life Care**

41

42 LOTS 5, 6, 7 AND 8, LESS THAT PORTION OF LOTS 7 AND 8,
43 CONVEYED TO THE STATE OF FLORIDA FOR ROAD RIGHT OF
44 WAY IN OFFICIAL RECORDS BOOK 123, PAGE 263, AND
45 OFFICIAL RECORDS BOOK 615, PAGE 479, BLOCK C, PENCE
46 SUBDIVISION NO. 1, ACCORDING TO THE PLAT THEREOF,
47 RECORDED IN PLAT BOOK 1, PAGE 33, OF THE PUBLIC
48 RECORDS OF PALM BEACH COUNTY, FLORIDA.

49

50 Section 3. That the aforesaid Revised Zoning Map of the City shall be amended
51 accordingly.

52 Section 4. All ordinances or parts of ordinances in conflict herewith are hereby
53 repealed.

54 Section 5. Should any section or provision of this Ordinance or any portion thereof
55 be declared by a court of competent jurisdiction to be invalid, such decision shall not affect
56 the remainder of this Ordinance.

57 Section 6. This ordinance shall become effective immediately upon passage.

58 FIRST READING this _____ day of _____, 2018.

59

60

61 SECOND, FINAL READING and PASSAGE this _____ day of _____, 2018.

62	CITY OF BOYNTON BEACH, FLORIDA	YES	NO
63			
64			
65	Mayor – Steven B. Grant	_____	_____
66			
67	Vice Mayor – Justin Katz	_____	_____
68			
69	Commissioner – Mack McCray	_____	_____
70			
71	Commissioner – Christina L. Romelus	_____	_____
72			
73	Commissioner – Joe Casello	_____	_____
74			
75		VOTE	_____

76 ATTEST:

77

78

79 _____

80 Judith A. Pyle, CMC

81 City Clerk

82

83

(City Seal)

**DEVELOPMENT DEPARTMENT
PLANNING AND ZONING DIVISION
MEMORANDUM NO. PZ 17-069**

STAFF REPORT

TO: Chair and Members
Planning and Development Board

THRU: Michael Rumpf
Planning and Zoning Director

FROM: Hanna Matras, Senior Planner

DATE: February 1, 2018

PROJECT: Timeless Life Care and 601 S. Federal Mixed Use (REZN 18-006)

REQUEST: Approve Timeless Life Care and 601 S. Federal Mixed Use rezoning (REZN 18-006) from MU-L2 (Mixed Use Low 2 District) to MU-2 (Mixed Use 2 District) to complete implementation of the CRA Community Redevelopment Plan's recommendation for the subject 2.41 acre area. Applicant: City-initiated.

PROJECT DESCRIPTION

Property Owners: Timeless Life Care: Club at Boynton Beach LLC
601 S. Federal Mixed Use: Exsorro One, Inc.

Applicant: City-initiated

Location: 601 and 623 South Federal Highway, and 606 SE 4th Street (Exhibit "A")

Existing Land Use/
Zoning: Mixed Use Medium (MXM)/ MU-L2 (Mixed Use-Low Intensity 2 District)

Proposed Land Use/
Zoning: Mixed Use Medium (MXM)/ MU-2 (Mixed Use 2 District)

Acreage: +/- 2.41 acres

Adjacent Uses:

- North: Right-of-way for SE 5th Avenue; farther north a developed commercial property (offices) and two undeveloped parcels, all classified Local Retail Commercial (LRC) and zoned C-3 (Community Commercial);
- South: Developed commercial properties classified Local Retail Commercial (LRC) land use and zoned C-3 (Community Commercial);
- East: Right-of-way for South Federal Highway; further east, developed multi-family community (Sterling Village) classified Medium Density Residential (HDR) land use and zoned Multi-family Residential (R-3);
- West: Right-of-way for SE 4th Street; farther west a City park (Pence Park) classified Recreational (R) land use and zoned Recreation (REC).

BACKGROUND AND PROCESS

The area subject to the proposed rezoning is located in the Downtown District as designated by the 2016 CRA Community Redevelopment Plan (the CRA Plan); it consists of three (3) contiguous properties. On the southern property, the assisted living facility Timeless Life Care is currently under construction. The two properties on the north side were approved in 2016 for a mixed use project with a 28-unit residential building and medical/professional office building.

The subject request is city-initiated and consistent with the procedural provisions of the Land Development Regulations (LDRs). Since 2015, the LDRs have allowed the City to proactively initiate and process future land use reclassification and rezoning to planned zoning districts for selected sites—if recommended by a significant planning document(s)—without a concurrent review of a master plan.

This request meets the latter condition as it will implement a recommendation of the CRA Plan. It explicitly meets criterion “b”—consistency with redevelopment plans—of the criteria for review of Comprehensive Plan Map amendments and rezonings listed in the LDR, Chapter 2, Article II. Meeting criterion “b” is the minimum requirement for city-initiated applications.

Lastly, the request represents the continuation of “house cleaning” tasks following major changes to the City’s future land use/zoning structure as part of the implementation of the CRA Plan. Another similar city-initiated application—seeking rezoning for properties in consistency with the said new structure and with the site-specific recommendations of

the CRA Plan—is being processed concurrently.

EXPLANATION

This request, if approved, would constitute the final action to bringing the subject properties in line with the recommendations of the CRA Plan.

The previous actions executing said recommendations and affecting the property included:

- The July 18, 2017 adoption of the Comprehensive Plan text/ Future Land Use (FLU) map amendment package which implemented the modified FLU structure recommended by the CRA Plan. The package included the FLU map amendment reclassifying the subject properties from their previous Mixed Use (MX) category, which the Plan eliminated, to the Mixed Use Medium (MXM) category, per the area-specific FLU recommendations of the CRA Plan.
- The subsequent adoption, on September 19, 2017, of amendments to the Land Development Regulations (LDRs), codifying the new structure of the FLU categories and implementing the corresponding changes to zoning designations as recommended by the CRA Plan. The changes included reconfiguration of the FLU classification/zoning district scheme, establishment of new districts, redefining the maximum densities of some districts and minor changes to district titles for consistency within the system.

The Mixed Use Medium future land use classification of the properties allows a maximum density of 50 dwelling units per acre (du/ac); its two corresponding zoning designations, MU-2 and MU-3, have the respective maximum densities of 40 and 50 du/ac. The current MU-L2 zoning—with a maximum density of 30 du/ac—is part of the “old” structure and as such is being phased out.

The proposed MU-2 zoning district, essentially the same as MU-L2, nevertheless allows for a significantly higher maximum density than the existing designation (40 versus 30 du/ac). Since the new zoning structure does not include a district with the same density cap, MU-2 is the appropriate choice, consistent with the recommendations of the CRA Plan.

Note the CRA Plan’s recommendation of Mixed Use Medium (MXM) future land use extends further north of the subject properties, from SE 5th Avenue to SE 2nd Avenue. For future redevelopment projects in this area, staff is likely to support the MU-3 zoning designation due to the proximity of the core of the downtown, where the highest intensity future land use category—Mix Use High (MXH)—is recommended.

CONCLUSION/RECOMMENDATION

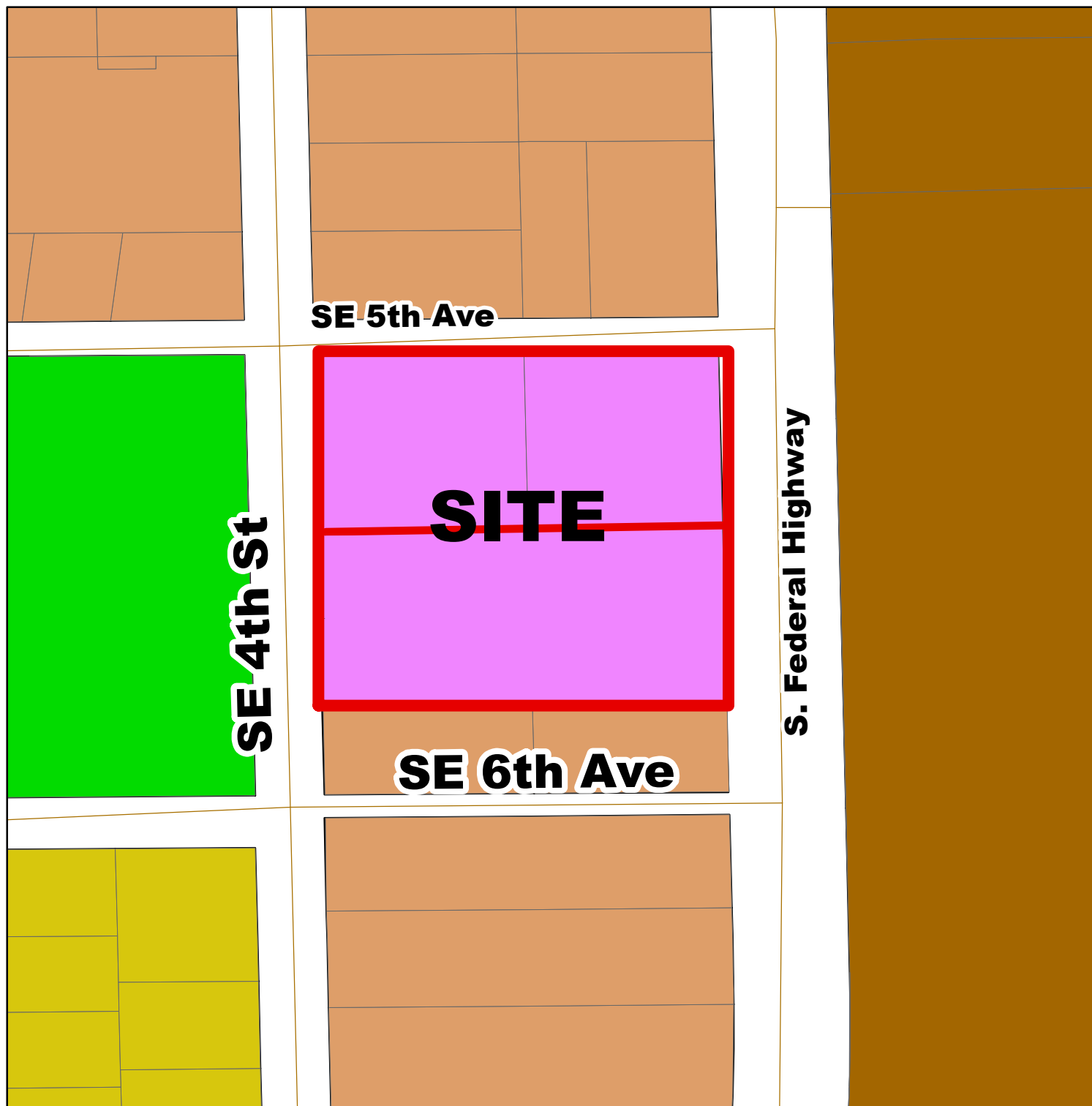
As indicated herein, the proposed rezoning finalizes the implementation of the recommendation of the CRA Community Redevelopment Plan for the subject area. Therefore, staff recommends that the subject request be approved.

S:\Planning\SHARED\WPI\PROJECTS\CRA Plan_Rezonings_HouseCleaning\Timeless Life Care PLUS 18-006\REZN 18-006 Timeless Life Care and 601 SF Mixed Use Staff Report.doc






LOCATION MAP



LOCATION MAP (Rezoning 18-006)



LEGEND

-  R2 Duplex, 10 du/ac
-  R3 Multi Family, 11 du/ac
-  C3 Community Commercial
-  MU-2 Mixed Use 2, 40 du/ac
-  REC Recreation





CITY OF BOYNTON BEACH AGENDA ITEM REQUEST FORM

COMMISSION MEETING DATE: 3/20/2018

REQUESTED ACTION BY COMMISSION: Discussion on Public Art Ordinance - 1) Having public artists submit three public art concept proposals; 2) Mayor inquiry on a portion of public art fees collected going to environmental projects.

EXPLANATION OF REQUEST:

A. At the January 2, 2018 City Commission meeting the Commission discussed the possibility of having public artists submit three public art concept proposals for the Arts Commission to choose from.

B. The Mayor requested to amend the public art ordinance to include an option for the public art fees collected to be applied to environmental projects.

HOW WILL THIS AFFECT CITY PROGRAMS OR SERVICES?

A. Artists are commissioned based on their unique artwork style and material use. When commissioned or invited to submit a proposal, artists submit their best concept based on specific project criteria. A 2nd or 3rd concept would not be the artists best concept and not dramatically differ from their body of work. National public art program best practices do not endorse submitting multiple concepts because criteria to meet positive outcomes are already in place. Staff will present our current process for the Commission's information and understanding. Below is a summary of how it works.

Currently, our ordinance provides for two ways to select public art projects.

1) Request for Qualifications (RFQ) - preferred process

This process includes:

- Call to Artists (RFQ) includes specific public art project criteria (attached)
- Selection committee appointed consisting of project stakeholders; Arts Commission Board member, developer representative, public art professional, citizen, etc.
- Selection committee selects 2-3 artist(s) to prepare a proposal based on past public art projects
- Stipends are awarded to artist(s) to prepare proposal with concept
- Selection committee selects one proposal that meets specific project criteria
- Selected artist(s) and proposal is presented to Arts Commission
- Arts Commission approves the proposal

2) Invite artist to create a public art project

This process includes:

- Artist selected based on unique artwork style and past projects
- Stakeholders communicate public art project criteria (criteria attached)
- Artists prepare proposal to specific criteria with visual concept
- Proposal presented to Arts Commission
- Arts Commission approves proposal

B. Fees collected by the public art ordinance for environmental projects:

1. The ordinance states the fees collected are applied to public art

2. Currently the fees collected fund the public art department operations, public art collection maintenance and programs such as the yearly Avenue of the Arts, biennial International Kinetic Art Exhibit & Symposium and rotating exhibits.

3. The Art in Public Places Strategic Master Plan recognizes Eco Public Art as one of the top preferred three public art forms. The plan also identifies the Quantum Park as a site suitable for Eco Public Art. Once the park is developed the public art fee could be used for Eco Public Art planning and implementation.

4. Eco art is included in the City's Green Building program. When a developer elects to install Eco Public Art in their project it contributes to the green credits and the projects LEED certification. Two examples of Eco Public Art Projects in the City are "Old Dixie Eco Walk" at Seabourne Cove and "Mangrove Gate" at PNC Bank.

FISCAL IMPACT: Non-budgeted

A. The fiscal impact would be on the individual private and public development projects due to increased time and funds committed to selecting and commissioning the public art. Smaller projects would especially experience an increased fiscal impact.

B. Allocating a portion of the collected public art ordinance fees to another purpose other than public art would fiscally impact the Art in Public Places operations and programs by reducing funds available for public art programs and administration of the public art program.

ALTERNATIVES: Staff recommendation: Maintain the public art ordinance as is with it's proven best practice guidelines and recommendations for processing public art calls, public art selection, approving public art and the installation of public art.

STRATEGIC PLAN:

STRATEGIC PLAN APPLICATION:

CLIMATE ACTION: No

CLIMATE ACTION DISCUSSION:

Is this a grant? No

Grant Amount:

ATTACHMENTS:

Type	Description
<input type="checkbox"/> Attachment	Public Art Program Info



Boynton Beach Art in Public Places

Enriching our Community through Public Art

DEVELOPER ARTWORK CRITERIA FORM

The public artwork selection process is reviewed by the City's Arts Commission Advisory Board and is guided by public art ordinance guidelines and recommendations. This board, appointed by the City Commission, oversees the public artwork review and approval process. Since art is subjective, the board members put aside their personal art forms preferences and evaluates the public artwork based on specific criteria. This form provides the Arts Commission board with the criteria evaluation to approve new public art project's that will contribute to the City of Boynton Beach Art in Public Art Program and artwork collection.

Why Art in Public Places

Our mission is to integrate the arts into the greater community. The purpose is to stimulate cultural interaction, education and economic development by selecting, siting, installing and maintaining public art.

How We are Funded

The Art in Public Places program is funded through a one-percent public art fee. As development occurs, public art is integrated into the architecture, infrastructure, landscape and greenways throughout Boynton Beach.

Resource references

- [Public Art Ordinance and Guidelines and Recommendations](#)
- [Public Art Form](#)
- [Public art in development projects](#)
- [Art in Public Places interactive tour of City's artworks](#)
- 2016 video posted on front page of www.BoyntonBeachArts.org
- [International Kinetic Art Exhibit & Symposium](#)
- Kinetic videos [2017](#), [2015](#) and [2013 International Kinetic Art Exhibit & Symposium](#)
- Avenue of the Arts [Avenue of the Arts - City of Boynton Beach](#)
- BBAD, Boynton Beach Arts District, Face Book: [Boynton Beach Art District](#)

Our Dream

The vision for Art in Public Places Program is to connect the cultural environment in Boynton Beach with the global community.

Public Art Master/Vision Plan: [View the 2016 Public Art Strategic Master Plan](#)

Public Art Manager Office of the City Manger

ARTWORK SELECTION PROCESS

- Call to artists OR invite artist
 - Selection committee of project stakeholders qualify the artist or artist team
 - Artists research project present proposed concept to the Arts Commission*
 - Board review proposal based on criteria and proposal information
 - Project is reviewed along the fabrication process
 - Arts Commission is kept informed of public art process
 - Public art is inspected at time of installation
 - Board approves final based on proposed concept and criteria provided.
- * City Commission appointed Arts Commission diverse board in professional disciplines and ethnicities

The Arts Commission will evaluate the artwork proposals based on this criteria information. Please address the following criteria in the proposal presented to the Arts Commission.

ARTWORK CRITERIA

- Is the artwork appropriate and relevant to the site? Why?
- Is it original? (not duplicated or mass produced)
- Level of creativity.
- Is it a signature or iconic?
- What is its visual/aesthetic appeal?
- Level of design and form?
- Level of innovative excellence - conceptual, technical & technique

ARTWORK PLACEMENT

- What is its site - context impact?
- How is the scale to site ?
- Are there any public safety concerns?
 - Traffic safety
 - Pedestrian interaction
 - Materials
- Long term maintenance issues
 - Maintenance recommendations and schedule
 - Vandal proof
 - Durability in harsh Florida environment
- Impact to budget - Does the concept, materials, site preparation meet the budget?
- Address the artwork's lighting and plaque identification

ARTIST QUALIFICATIONS

- What is the artist's reputation/recognition?
- Is the artist/artist team local, National or International?
- Artist/artist team's experience - Minimum of 3 public art projects with references

DEVELOPMENT PROJECT IMPACT

- What does the artwork mean to the development project?
- How does it market the development project?
- How will the artwork attract the development target audience?

- How will the artwork function for the development project?
- What is the artworks purpose for the development project?

COMMUNITY IMPACT

- How does the artwork relate to City's public art collection?
- How will the artwork impact the City identity and branding?
- What is its impact on economic development?
- Does it have an educational component? If so explain?
- Does contribute to the transformation of the community? If so how?
- Will it contribute to social engagement? If so how?
- How does the artwork address the diversity in City's current public art collection?
- Will it attract visitors contributing to Cultural Tourism? If so how?
- Is the artists/artist team local, National or International?

VISIONING/MASTER PLAN

Does the artwork meet the one of the top three preferred art forms?

- Eco Art
- Kinetic Art
- Glass Art

PROPOSAL SUBMISSION

The proposal should consist of:

1. Artwork location on project site plan
 - Public safety
 - Line of site for traffic
 - proper installation the art to meet the 175 mph wind load requirements
 - proper lighting,
 - permanent plaque recognition of the artwork and artist.
2. Public artist/artists team resume
 - Minimum of 3 public artist/artists team past public art projects to include:
 - Project description, location, dimensions, materials, budget
 - Commissioning agency contacts
 - Contact, web site, social media, You Tube, etc.
3. Description of the artwork (include above criteria)
 - Materials
 - Dimensions
 - Maintenance recommendations and schedule
 - Timeline for art fabrication, installation and completion
4. Narrative of what the artwork meaning and how it relates to the project (include above criteria)
5. Detail listing for the 70% of the 1% Public Art budget for the project
6. Include a sketch, photorealistic image or current artwork example for proposed public art concept.
 - Concept should meet all of the above written criteria.



CITY OF BOYNTON BEACH AGENDA ITEM REQUEST FORM

COMMISSION MEETING DATE: 3/20/2018

REQUESTED ACTION BY COMMISSION: PROPOSED RESOLUTION NO. R18-038 - Commission to consider a land sale agreement to Leisureville for land parcel adjacent to Palm Beach Leisureville. ***(Tabled to the March 20, 2018 Commission Meeting) (Leisureville has requested to postpone until April 3, 2018)***

EXPLANATION OF REQUEST:

At the February 6, 2018 City Commission Meeting, the Commission directed the City Attorney to draft an Agreement for Purchase and Sale between the City and Palm Beach Leisureville Community Association, Inc. for a land parcel adjacent to Palm Beach Leisureville for the sales price of \$24,999.

In addition to the sales price of \$24,999, the commission requested a couple of other restrictions:

- Land to be maintained as a park, open space, recreational facility, etc., Commission needs to determine what use they would like to see this land in the attached agreement the land is referred to as a traditional park.
- Also, to allow City to have reversionary rights to the property if it is not developed in specific time period, this period needs to be determined. i.e. 1, 2, 3 or 5 years.

HOW WILL THIS AFFECT CITY PROGRAMS OR SERVICES?

FISCAL IMPACT: Non-budgeted City would realize \$24,999 from proposed land sale.

ALTERNATIVES: Do not approve agreement

STRATEGIC PLAN:

STRATEGIC PLAN APPLICATION:

CLIMATE ACTION: No

CLIMATE ACTION DISCUSSION:

Is this a grant? No

Grant Amount:

ATTACHMENTS:

Type	Description
<input type="checkbox"/> Resolution	Resolution approving Purchase and Sale Agreement with Palm Beach Leisureville
<input type="checkbox"/> Agreement	Agreement for Purchase and Sale with Leisureville
<input type="checkbox"/> Letter	Request for postponement

29 **Section 2.** The City Commission does hereby approve and authorize the Mayor
30 to sign a Purchase and Sale Agreement with Palm Beach Leisureville Community
31 Association, Inc. to convey title to a vacant parcel of land adjacent to Palm Beach
32 Leisureville (PCN #08-43-45-29-00-000-1040), a copy of the Agreement is attached hereto
33 as Exhibit "A".

34 **Section 3.** This Resolution shall become effective immediately upon passage.

35
36 **PASSED AND ADOPTED** this _____ day of _____, 2018.

37	CITY OF BOYNTON BEACH, FLORIDA		
38		YES	NO
39			
40	Mayor – Steven B. Grant	_____	_____
41			
42	Vice Mayor – Justin Katz	_____	_____
43			
44	Commissioner – Mack McCray	_____	_____
45			
46	Commissioner – Christina L. Romelus	_____	_____
47			
48	Commissioner – Joe Casello	_____	_____
49			
50		VOTE	_____

51 ATTEST:
52
53 _____
54 Judith A. Pyle, CMC
55 City Clerk
56

57
58
59 (City Seal)

AGREEMENT FOR PURCHASE AND SALE

THIS AGREEMENT FOR PURCHASE AND SALE (“**Agreement**”) is dated as of the Effective Date (as defined in Section 31) and entered into by the City of Boynton Beach (“**Seller**”), and Palm Beach Leisureville Community Association, Inc., a Florida not-for-profit corporation, and/or its assigns (“**Buyer**”).

BACKGROUND:

A. Seller is currently the owner of approximately 3.62 acres (+/-) of unimproved land in Boynton Beach, Florida which is located in Palm Beach County, Florida, and which is more particularly described on Exhibit “A” attached hereto and made a part hereof (“**Property**”). The legal description of the Property shall be subject to verification by a survey prior to the expiration of the Investigation Period, as defined in Section 4 herein.

B. The Property is being acquired with the primary intent of developing a Park/Recreational Facility on the Property and/or in accordance with any other permitted use consistent with the use of the Property pursuant to the Zoning Regulations or Code of Ordinances applicable to the City of Boynton Beach, together with associated amenities, parking and other property features (the “**Contemplated Improvements**”).

C. The parties to this Agreement have agreed to the sale and purchase of the Property on the terms and conditions which are set forth in this Agreement.

AGREEMENT:

1. **Purchase and Sale**. Subject to all of the terms and conditions of this Agreement, Seller will sell to Buyer and Buyer will purchase from Seller the Property, together with all appurtenances, rights and development rights of way incident thereto, including, without limitation, all easements, rights of way, privileges, licenses, appurtenances and any other rights, privileges and benefits belonging to the owner of, running with title to, or in any way related to, the Property, if any (collectively, the “**Property**”):

2. **Purchase Price**.

(a) The total purchase price for the Property is Twenty Four Thousand Nine Hundred Ninety Nine and No/100 Dollars (\$24,999.00) (“**Purchase Price**”).

(b) **Deposit**. On the third business day following the Effective Date (as defined in Section 31), the Buyer shall deposit with Goren, Cherof, Doody & Ezrol, P.A. (“**Escrow Agent**”) the sum of One Thousand and 00/100 DOLLARS (\$1,000.00) (“**Deposit**”).

(c) **Payment of Purchase Price**. At the time of Closing, the Buyer will pay to Seller by wire transfer of funds the Purchase Price as adjusted for prorations and adjustments as set forth in this Agreement.

3. **Title and Title Insurance.**

(a) Within five (5) days of the Effective Date as hereinafter defined, Buyer shall, at its sole cost, cause Buyer's Counsel or such other party designated by the Buyer as agent for a national title insurance company selected by Buyer, to order a standard owner's preliminary title commitment ("**Title Commitment**") which shall describe the Property, list Buyer, or Buyer's assignee, as the prospective named insured, show as the policy amount the Purchase Price, contain the commitment of the title company to insure Buyer's fee simple interest in the Property upon the Closing, and show that title to the Property is good and marketable and insurable subject to no liens, encumbrances, exceptions or qualifications which would preclude the Buyer, in its sole discretion, from constructing and developing the Contemplated Improvements upon the Property.

(b) Buyer shall have ten (10) days from receipt of the Title Commitment in which to examine the condition of title and make its written objections ("**Title Objections**") to the form or content of the Title Commitment by providing written notice to Seller setting forth the Title Objections ("**Objection Letter**"). If the Buyer fails to provide the Objection Letter to Seller within such time period, then, for all purposes of this Agreement, the Buyer shall be deemed to have accepted title in the condition described in the Title Commitment. Any title exceptions which are not objected to within such time period shall be deemed to be acceptable to Buyer and permitted exceptions ("**Permitted Exceptions**").

(c) If the Buyer timely notifies the Seller of any Title Objections, then the Seller agrees to use reasonable diligence to cure such Title Objections and otherwise make title good, marketable and insurable, for which purpose the Seller shall have a reasonable time but in no event less than Ten (10) days prior to the Closing Date. Unless otherwise agreed to, in no event shall Seller be obligated to prosecute legal action to cure any title defects or expend more than \$5,000.00 in curing such defects. After reasonable diligence on the part of the Seller, if the Title Objections are not cured (as determined by Buyer), then at the end of such Ten (10) day period Buyer may elect to (i) terminate this Agreement and the Deposit shall be returned to Buyer, and all parties hereto shall be released from any and all obligations and liabilities hereunder or (ii) waive any Title Objections, by written notice to the Seller, in which event such Title Objections shall be deemed Permitted Exceptions and the Closing shall take place pursuant to this Agreement without any abatement in the Purchase Price. If Buyer fails to notify Seller of either election under the preceding sentence within such Ten (10) day period, then Buyer shall be deemed to have waived any such Title Objections. If Buyer timely delivers a Title Objection Notice, then, within five (5) days after receipt thereof, Seller shall give to Buyer a written notice (the "**Title Cure Notice**") that identifies which, if any, title defects objected to (i) Seller agrees to cure on or before the Closing Date, and (ii) Seller does not agree to, or cannot, cure; it being understood and agreed that Seller shall not be obligated to cure any defects, accept as provided herein. If Seller gives Buyer notice that Seller will not, or cannot, remove one or more title objections, then Buyer shall have the right, at its option, either to (x) terminate this Agreement by notice to Seller given within five (5) days after receipt of the Title Cure Notice, which event the Escrow Agent, within three (3) Business Days of receiving such notice, shall return the Deposit and all interest earned thereon (if any) to Buyer, whereupon both parties shall be released from all further obligations under this Agreement, or (y) proceed to close the transaction contemplated by this Agreement, in which event Buyer shall waive

Buyer's objections. Seller shall satisfy all "requirements" imposed on Seller as set forth in Schedule B-I of the Title Commitment prior to the Closing Date (as defined in Section 7). Notwithstanding anything to the foregoing herein, Seller shall be required to satisfy, discharge or bond over liens, encumbrances or other monetary items which can be satisfied by the payment of an ascertainable sum.

(d) In the event that any matter shall be recorded against the Property between the date of the Title Commitment and the Closing Date, which is not contained in the Title Commitment (“**New Matter**”), then each such New Matter shall be deemed to be objectionable to Buyer and shall be removed by Seller promptly upon Buyer's request, but in all events, prior to the Closing Date.

4. **Investigation Period.**

(a) Within fifteen (15) calendar days after the Effective Date, Seller shall provide Buyer with any and all relevant information relating to the Property which is in Seller's possession, custody or control, including but not limited to all surveys, topographical maps, soil borings reports, traffic studies, agreements, environmental reports, appraisals, site planning concepts, permits, leases, contracts, project approvals, property tax bills, regulations and or other governmental or quasi-governmental matters affecting the Property. In addition, Seller shall deliver to Buyer any additional information with respect to the Property within ten (10) calendar days of the Seller's receipt thereof. Commencing on the Effective Date and expiring Forty Five (45) days thereafter (the “**Investigation Period**”), Buyer shall determine whether the Property is acceptable to Buyer and can be developed with the Contemplated Improvements pursuant to a plan satisfactory to the Buyer, in its sole and absolute discretion. Among other things, the Buyer may verify that (a) adequate utility services are or will be made available to a boundary of the Property; (b) there are no unusual soil conditions which would prohibit the standard construction practice for Buyer's Contemplated Improvements; (c) there are no wetlands or environmental concerns. During the term of this Agreement, Buyer and Buyer's contractors, consultants, employees, and other representatives shall have the right to conduct, at their own expense, inspections of the Property in order to determine if the Property is acceptable to Buyer in its sole discretion. Seller hereby grants to Buyer and its agents, servants, employees, contractors and representatives, a right of entry upon every portion of the Property, and a right to examine all records, documents, data or information of any kind or nature relating to or concerning the Property in the possession or under the control of Seller or other matters pertaining to the Property (and Seller hereby agrees to make any and all records, documents, data or information of any kind or nature relating to or concerning the Property in the possession or under the control of Seller available to Buyer) from time to time at all reasonable times for the purpose of inspecting the Property. Such inspections shall include, but not be limited to, surveying, environmental studies, soil borings, wetlands assessments, and utilities and site planning studies. Seller confirms and acknowledges that such inspections and testing will be a necessary part of the due diligence to be performed by the Buyer. During the Investigation Period the Buyer will prepare and submit to Seller's staff a more detailed site plan for the Contemplated Improvements and will work with Seller's staff to refine the proposed site plan. After working with Seller's staff, Buyer shall submit its proposed site plan to the City Commission of Boynton Beach for its review and comment.

(b) The Buyer hereby indemnifies and holds the Seller harmless from any loss, cost or expense including, but not limited to reasonable attorney's fees and out-of-pocket costs actually incurred by the Seller as a result of the negligence or misconduct of any of Buyer's agents who enter the Property. The indemnification provided herein shall survive any termination or closing under this Agreement. Buyer shall have no indemnification obligation or other liability for, or in connection with any claims arising from pre-existing conditions on or under the Property, or those arising from the presence, discovery, or disturbance of "**Hazardous Substances**" as such term is defined in the Comprehensive Environmental Response, Compensation and Liability Act, 42 U.S.C. '9601 et seq. and the regulations promulgated thereunder (as amended from time to time) and shall include oil and oil waste as those terms are defined in the Clean Water Act, 33 U.S.C. '1251 et seq. and the regulations promulgated thereunder (as amended from time to time), the Resource, Conservation and Recovery Act, 42 U.S.C. '6901 et seq., and the Florida Resource Recovery and Management Act, Florida Statutes '403.70-403.73, each as amended from time to time and shall include any other elements or compounds contained in the list of hazardous substances adopted by the United States Environmental Protection Agency (the "**EPA**") and the list of toxic pollutants designated by Congress or the EPA as defined by any other Federal, State or local statute, law, ordinance, code, rule, regulation, order or decree relating to standards of conduct concerning any toxic or dangerous waste or substance.

(c) Notwithstanding anything to the contrary contained in this Agreement, in the event that Buyer, in its sole and absolute discretion, is satisfied with the results of its inspections, Buyer may elect to proceed with the transaction described herein by providing written notice to Seller no later than the expiration of the Investigation Period ("**Acceptance Notice**"). If Buyer does not provide Seller with the Acceptance Notice on or before the expiration of the Investigation Period, then the Deposit shall be automatically returned to Buyer, and this Agreement shall be deemed terminated and shall be null and void without recourse to either party hereto, except for those obligations which expressly survive the termination of this Agreement. In the event Buyer timely sends the Acceptance Notice on or before the expiration of the Investigation Period, then Buyer shall be deemed to have elected to proceed with this Agreement and to be satisfied with its inspections. In addition, Buyer shall have the right, in Buyer's sole and absolute discretion, at any time on or before the expiration of the Investigation Period, to terminate this Agreement by sending written notice of such termination to Seller and Escrow Agent, in which event the Deposit shall be returned to Buyer, and this Agreement shall be deemed terminated and shall be null and void without recourse to either party hereto, except for those obligations which expressly survive the termination of this Agreement as specifically provided for herein.

5. Closing Date.

If Buyer proceeds with this transaction following the expiration of the Investigation Period, the purchase and sale contemplated by this Agreement ("**Closing**") shall be closed on the date which is thirty (30) days subsequent to the expiration of the Inspection Period ("**Closing Date**").

6. **Closing Conditions.** The obligations of Buyer to pay the Purchase Price, and to perform Buyer's other obligations at the Closing are and shall be subject to the satisfaction of each of the following conditions on or prior to the Closing Date:

(a) Seller shall have delivered Seller's executed closing documents to Escrow Agent.

(b) Title to the Property shall be free of all encumbrances other than the Permitted Exceptions and the Property shall be free of violations of record of any applicable law.

(c) The title company shall be able to deliver at Closing an ALTA Form B Marketability Owner's Title Insurance Policy ("**Title Policy**") insuring Buyer's right, title and interest in the Property in the amount of the Purchase Price, excepting no matters other than the Permitted Exceptions.

(d) All of the representations and warranties of Seller contained in this Agreement shall have been true and correct when made, and shall be true and correct on the Closing Date with the same effect as if made on and as of such date.

(e) Buyer shall be solely responsible for the payment of any and all impact fees in connection with or associated with the Property.

If any of the foregoing conditions benefiting the Buyer have not been satisfied as of the Closing Date, then Buyer may, in Buyer's sole discretion: (i) terminate this Agreement by delivering written notice to the Seller, in which event the Deposit shall be immediately returned to the Buyer or (ii) waive such condition and elect to close, notwithstanding the non-satisfaction of such condition.

7. **Seller's Closing Documents.** Seller shall deliver to the Buyer (and its counsel) at least five (5) days prior to the Closing copies of the following documents, dated as of the Closing Date, the delivery and accuracy of such executed documents which shall be a condition to the Buyer's obligation to consummate the purchase and sale:

(a) **Special Warranty Deed.** A Special Warranty Deed in recordable form, duly executed by the Seller, conveying to the Buyer good, marketable and insurable fee simple title to the Property subject only to the Permitted Exceptions, with the legal description provided in the Title Commitment. The Special Warranty Deed shall contain a restriction that the Property be used for a traditional park. The failure of Buyer to develop the Property for a traditional park within _____ months after the Closing Date will result in the City exercising a reversionary interest in the Property as set forth in the Special Warranty Deed attached hereto as Exhibit "B" and made a part hereof.

(b) **Affidavit.** A "gap", no-lien and exclusive possession affidavit sufficient for the title company to delete any exceptions for parties in possession, mechanic's or materialmen's liens and "gap" from the title policy. The no-lien affidavit shall relate to any activity of the Seller at the Property and the Easement Area within the period that a mechanic's lien can be filed based on such activity prior to the closing.

(c) FIRPTA Affidavit. In order to comply with the requirements of the Foreign Investment Real Property Tax Act of 1980 (“**FIRPTA**”), Seller will deliver to Buyer at closing Seller’s affidavit under penalty of perjury stating the Seller is not a “foreign person,” as defined in Section 1445 of the Internal Revenue Code of 1986 and the U.S. Treasury Regulations thereunder, setting forth Seller’s taxpayer identification number, and that Seller intends to file a United States income tax return with respect to the transfer. Seller represents and warrants to Buyer that it has not made nor does Seller have any knowledge of any transfer of the Property or any part thereof that is subject to any provisions of FIRPTA that has not been fully complied with by either transferor or transferee. As required by law, if Seller fails to comply with the requirement of this paragraph, Buyer shall withhold 10% of the Purchase Price in lieu of payment thereof to Seller and pay it over instead to the Internal Revenue Service in such form and manner as may be required by law.

(d) Seller Authorization. Evidence of Seller’s authorization to consummate this transaction, as required by the Title Company.

(e) Seller’s obligation to close and deliver the Deed to the Buyer is contingent upon Seller’s compliance with all applicable sections of the City’s Charter.

(f) Additional Documents. Such additional documents as are customarily required of seller’s in transactions of this type in Palm Beach County, Florida or as may be reasonably necessary to consummate the purchase and sale of the Property, together with any other documents, instruments, or agreements call for under this Agreement that have not been delivered previously.

8. **Buyer’s Deliveries**. At the Closing, and after the Seller has complied with all of the terms and conditions of this Agreement and simultaneously with Seller’s delivery of the documents required in Section 7, the Buyer shall pay to the Seller by wire transfer of funds or local cashier’s check, the Purchase Price, adjusted for the prorations, adjustments and other payments provided for in this Agreement. Buyer shall prepare a closing statement which must be approved by both Buyer and Seller.

9. **Taxes, Prorations and Impact Fees**. All taxes attributable to the year in which the Closing occurs shall be prorated and adjusted as of the Closing Date as an adjustment at the Closing (regardless of whether such taxes and special assessments are then due and payable or delinquent, and taking into consideration the maximum allowable discount). If the tax statements for the fiscal year during which the Closing Date occurs are not finally determined, then the assessed value for the year of closing and the millage rate for the immediately prior fiscal year will be used for the purposes of prorating taxes on the Closing Date, with a further adjustment to be made after the Closing Date as soon as such tax figures are finalized. All special assessments which may be amortized over a number of years will be prorated as of the Closing Date, with Seller responsible only for the period ending on the day prior to the Closing Date. Notwithstanding the above, BUYER and SELLER shall comply with Section 196.295, Florida Statutes, with respect to the payment of prorated ad valorem taxes for the year of closing into escrow with the Palm Beach County Tax Collector’s Office. In the event that, following the Closing, the actual amount of assessed real property tax on the real property for the current year is

higher than any estimate of such tax used for purposes of the Closing, the parties shall re-prorate any amounts paid or credited based on such estimate as if paid in November. The provisions of this Section shall survive the Closing and delivery of the Special Warranty Deed.

10. **Title Update.** Prior to Closing Date the Title Agent shall update the Title, and Title to the Property shall be free of all encumbrances other than the Permitted Exceptions and the Property shall be free of violations of record of any applicable law.

11. **Survey.** Within fifteen (15) calendar days from the Effective Date, Seller shall provide to Buyer (and its counsel) a prior survey with respect to the Property, if one exists, (“**Existing Survey**”), provided Seller has a survey in its possession. During the term of this Agreement, Buyer may, at its option, obtain an update to the Existing Survey, including the Easement Area (such new survey or update to the Existing Survey, as the case may be, the “**Survey**”). If the Existing Survey discloses that the Property lacks access to a public street, or if it shows any gaps, encroachments, overlaps, or other matters that in Buyer’s sole judgment render title unmarketable or that preclude construction of the Contemplated Improvements or Buyer’s intended signage in the Easement Area (“**Unacceptable Survey Matters**”), then Buyer will so notify Seller in writing within prior to the end of the Investigation Period. Any such survey defects shall be deemed Title Objections, and shall entitle or subject, as the case may be, Buyer and Seller to the rights and obligations relating to Title Defects prescribed in the Section above titled “Title and Title Insurance”. Any matters reflected on the Existing Survey to which Buyer does not expressly object in Buyer’s notice of objections shall be deemed Permitted Exceptions. In the event Buyer elects to obtain a Survey, and such Survey discloses any Unacceptable Survey Matters which were not contained in the Existing Survey, then Buyer will so notify Seller in writing within fifteen (15) days after receipt of the Survey. Any such survey defects shall be deemed Title Objections, and shall entitle or subject, as the case may be, Buyer and Seller to the rights and obligations relating to Title Objections prescribed in the Section above titled “Title and Title Insurance”. Any matters reflected on the Survey to which Buyer does not expressly object in Buyer’s notice of objections shall be deemed Permitted Exceptions.

12. **Seller’s Warranties.** Seller hereby represents and warrants to Buyer as follows:

(a) There are no condemnation or eminent domain proceedings pending or to the best of Seller’s knowledge contemplated against the Property or any part thereof, and the Seller has received no notice of the desire of any public authority to take or use the Property or any part thereof.

(b) There are no pending suits or proceedings against or affecting Seller or any part of the Property which (i) do or could affect title to the Property or any part thereof; or (ii) do or could prohibit or make unlawful the consummation of the transaction contemplated by this Agreement, or render Seller unable to consummate the same.

(c) The Seller has full power and authority, and all necessary governmental actions on behalf of Seller have been taken, to execute and deliver this Agreement and all documents now or hereafter to be delivered by it pursuant to this Agreement, to perform all obligations arising under this Agreement, and to complete the transfer of the Property contemplated by this Agreement. This Agreement has been duly executed and delivered by the Seller and constitutes

a valid, binding and enforceable obligation of the Seller, subject to bankruptcy and other debtor relief laws and principals of equity.

(d) Seller is not, and will not be, a person or entity with whom Buyer is restricted from doing business with under the Uniting and Strengthening America by Providing Appropriate Tools Required to Intercept and Obstruct Terrorism Act of 2001, H.R. 3162, Public Law 107-56 (commonly known as the “**USA Patriot Act**”) and Executive Order Number 13224 on Terrorism Financing, effective September 24, 2001 and regulations promulgated pursuant thereto (collectively, “**Anti-Terrorism Laws**”), including without limitation persons and entities named on the Office of Foreign Asset Control Specially Designated Nationals and Blocked Persons List.

(e) Seller has no notice or actual knowledge of: (i) any pending improvement liens to be made by any governmental authority with respect to the Property, (ii) any violations of zoning ordinances or other governmental regulations with respect to the Property; (iii) any pending or threatened condemnation proceedings with respect to the Property; or (iv) any suit, action, claim or other proceeding which relates to or affects the Property

(f) No person or entity has any agreement, commitment, option, right of first refusal, right of first offer, or any other right, option or agreement, whether oral or written, with respect to the purchase of the Property or any portions thereof, other than Buyer, pursuant to this Agreement. Prior to Closing, no portion of the Property or any interest therein shall be alienated, encumbered, conveyed or otherwise transferred by Seller, nor shall Seller enter into any agreement, commitment, option, right of first refusal, or any other right, option or agreement with respect to the purchase of all or any portion of the Property.

(g) Seller has not entered into any leases, options or other occupancy agreements, either written or oral, affecting the Property and Seller has exclusive possession of the Property.

(h) There are no agreements or contracts entered into by Seller affecting the Property that will be binding on Buyer after Closing.

(i) Real Property Sold As Is, Where Is, Release:

SELLER makes and shall make no warranty regarding the title to the Property except as to any warranties which will be contained in the instruments to be delivered by SELLER at Closing in accordance with this Agreement, and SELLER makes and shall make no representation or warranty either expressed or implied (except as specifically set forth in the Agreement) regarding condition, operability, safety, fitness for intended purpose, use, governmental requirements, development potential, utility availability, legal access, economic feasibility or any other matters whatsoever with respect to the Property. The BUYER specifically acknowledges and agrees that SELLER shall sell and BUYER shall purchase the Property on an “AS IS, WHERE IS, AND WITH ALL FAULTS” basis and that, except for the SELLER’S representations and warranties specifically set forth in this Agreement, BUYER is not relying on any representations or warranties of any kind whatsoever, express or implied, from SELLER its agents, officers, or employees, as to any matters concerning the Property including, without limitation, any matters relating to (1) the quality, nature, adequacy, or physical condition of the Property, (2) the quality nature, adequacy or physical condition of soils, fill, geology, or any groundwater, (3) the existence,

quality, nature, adequacy or physical condition of utilities serving the Property, (4) the development potential, income potential, expenses of the Property, (5) the Property's value, use, habitability, or merchantability, (6) the fitness, suitability, or adequacy of the Property for any particular use or purpose, (7) the zoning or other legal status of the Property, (8) the compliance of the Property or its operation with any applicable codes, laws, rules, regulations, statutes, ordinances, covenants, judgments, orders, directives, decisions, guidelines, conditions, or restrictions of any governmental or quasi-governmental entity or of any other person or entity, including, without limitation, environmental person or entity, including without limitation, environmental laws, (9) the presence of Hazardous Materials (as defined herein) or any other hazardous or toxic matter on, under, or about the Property or adjoining or neighboring property, (10) the freedom of the Property from latent or apparent vices or defects, (11) peaceable possession of the Property, (12) environmental matters of any kind or nature whatsoever relating to the Property, (13) any development order or agreement, or (14) any other matter or matters of any nature or kind whatsoever relating to the Property.

As used herein, the term "Hazardous Materials" means (i) those substances included within the definitions of "hazardous substances", "hazardous materials", "toxic substances" or "solid waste" in the Comprehensive Environmental Response, Compensation and Liability Act of 1980, 42 U.S.C. §960 et seq., the Resource Conservation and Recovery Act of 1976, 42 U.S.C. § 6901 et seq., the Hazardous Materials Transportation Act, 49 U.S. C. §1801 et seq., or the Clean Water Act, 33 U.S.C. §1321 et seq., as amended, and in the regulations promulgated pursuant thereto; (ii) those substances listed in the United States Department of Transportation Table (49 CFR §172.101) or by the Environmental Protection Agency as "hazardous substances", "hazardous materials", "toxic substances" or "solid waste", (iii) such other substances, materials and wastes which are regulated, or classified as hazardous or toxic, under applicable local, state or federal laws, ordinances or regulations; and any material, waste or substance which is petroleum, asbestos, polychlorinated, biphenyls, flammable explosives or radioactive materials.

13. **Covenants of Seller.** Seller hereby covenants with the Buyer that between the date of this Agreement and the Closing:

(a) Between the date of this Agreement and the Closing Date, Seller will not, without the Buyer's prior written consent, create by its consent any encumbrances on the Property. For purposes of this provision the term "encumbrances" shall mean any liens, claims, options, mortgages or other encumbrances, encroachments, rights-of-way, leases, easements, covenants, conditions or restrictions. Furthermore, Seller shall not market the Property or enter into any contracts, letters of intent, agreements, commitments, options, rights of first refusal, rights of first offer, or any other rights, options or agreements to sell the Property or any portion thereof.

(b) Between the date of this Agreement and the Closing Date, Seller will not file any application for any change of the present zoning classification of the Property unless such change is requested by the Buyer in writing or called for by this Agreement to allow the Property to be developed with the Project. Seller will cooperate fully with the Buyer by executing consents, applications and other such documents reasonably requested by the Buyer in connection with its efforts in developing the Property to a condition such that building may commence.

(c) Upon Seller's receipt of actual knowledge thereof, Seller shall promptly notify Buyer of any material change in any condition with respect to the Property or of any event or circumstance which makes any representation or warranty of Seller under this Agreement materially untrue or of any covenant of Seller under this Agreement which Seller will be incapable of performing.

(d) Seller shall not enter into any Contracts or other agreement affecting the Property or any portion thereof or the use thereof which will be binding on Buyer or the Property after Closing, without the prior written consent of the Buyer, which consent may be withheld in Buyer's sole and absolute discretion.

(e) In the event that Seller receives or is served, prior to Closing, with any notices from any governmental or quasi-governmental body or agency or from any person or entity with respect thereto, Seller will promptly comply with them at Seller's expense.

(f) Seller shall comply with all laws, rules, regulations, and ordinances of all governmental authorities having jurisdiction over the Property.

(g) So long as Seller is not required to incur any cost or expense with regard thereto (except as is otherwise required pursuant to the terms of this Agreement, including, without limitation the requirements of Paragraph 3 hereof), Seller shall cooperate with Buyer in performing its due diligence with respect to the Property and in seeking any and all consents, permits or approvals regarding the Property as Buyer may request, and Seller shall promptly join in all applications for building permits, certificates or other agreements, and permits for sewer, water, or other utility services, other instruments or other permits or approvals, the granting of or entry into which, by any governmental or quasi governmental authority having jurisdiction over the Property, is, in Buyer's reasonable opinion, necessary to permit the development, construction, use or occupancy of the Property for the Contemplated Improvements without violating applicable law.

14. **Purchaser's Representations.**

PURCHASER hereby represents and warrants to the best of PURCHASER'S knowledge that all of the following are true and correct:

(a) PURCHASER has full power and authority to enter into this Agreement and to assume and perform all of its obligations hereunder.

(b) The execution and delivery of this Agreement and the consummation of the transaction contemplated hereunder on the part of the PURCHASER do not and will not violate the corporate or organizational documents of PURCHASER and will not conflict with or result in the breach of any condition or provision, or constitute a default under, or result in the creation or imposition of any lien, charge or encumbrance upon any of the terms of any contract, mortgage, lien, lease, agreement, indenture, instrument or judgment to which the PURCHASER is a party.

(c) No action by any federal, state, municipal or other governmental department, CRA, board, bureau or instrumentality is necessary to make this Agreement a valid instrument binding upon PURCHASER in accordance with its terms and conditions.

All of the representations, warranties and covenants of PURCHASER contained in this Agreement or in any other document, delivered to SELLER in connection with the transaction contemplated herein shall be true and correct in all material respects and not in default at the time of Closing, just as though they were made at such time.

15. Closing Costs, Taxes and Prorations.

15.1 Ad Valorem Taxes. PURCHASER and SELLER shall comply with Section 196.295, Florida Statutes, with respect to the payment of prorated ad valorem taxes for the year of closing into escrow with the Palm Beach County Tax Collector's Office. In the event that, following the Closing, the actual amount of assessed real property tax on the Property for the current year is higher than any estimate of such tax used for purposes of the Closing, the parties shall re-prorate any amounts paid or credited based on such estimate as if paid in November. This shall survive the Closing.

15.2 Seller's Closing Costs. SELLER shall pay for the following items prior to or at the time of closing:

a) Cost and expense related to updating the title and providing marketable title as provided herein.

15.3 Purchaser's Closing Costs. PURCHASER shall pay for the following items prior to or at the time of Closing:

a) Costs associated to appraisals, survey, environmental reports (phase I and phase II);

b) Recording fees of the Warranty Deed, Mortgage, if any, and any other instrument as required to be recorded in the Public Records;

c) Documentary Stamps on the deed as provided under Chapter 201, Florida Statutes.

d) Owner's title insurance policy.

16. **Real Estate Commissions.** Buyer and Seller represent and warrant to each other that each has not dealt with any broker, agent or similar person in connection with this transaction. The Buyer is solely responsible for paying any and all brokerage commission which shall be fully disclosed on the Closing Statement. The Buyer and Seller do mutually agree to indemnify and hold harmless the other party from and against and any all liability, loss, cost, damage and expense, including but not limited to attorneys' fees and costs of litigation both prior to and on appeal, which either Buyer or Seller shall ever suffer or incur because of any claim by any agent, broker or finder engaged by either party whether or not meritorious, for any fee, commission or other compensation with respect to this Agreement or to the sale and purchase of the Property contemplated herein.

17. **Condemnation.** In the event of the institution against the record owner of the Property of any proceedings, judicial, administrative or otherwise, relating to the taking, or to a proposed taking of any portion of the Property by eminent domain, condemnation or otherwise or if Seller shall receive any notice or knowledge that any agency or entity having the power of eminent domain is contemplating or is seeking the taking or condemnation of the Property, or

any part thereof, or any interest therein (which in Buyer's sole opinion materially impairs the proposed development of the Property), prior to Closing, or in the event of the taking of any portion of the by eminent domain, condemnation or otherwise, prior to Closing, then the Seller shall notify the Buyer promptly and the Buyer shall have the option, in its sole and absolute discretion of either (a) terminating this Agreement and obtaining a full refund of the Deposit and interest thereon in escrow; or (b) closing in accordance with the terms of this Agreement, but at Closing the Seller shall assign to the Buyer all of its right, title and interest in and to any net awards that have been or may be made with respect to such eminent domain proceeding or condemnation. Such election must be made by the Buyer within thirty (30) days of the notice furnished by Seller. If Buyer fails to make an election in writing, it shall be deemed to have elected alternative (a).

18. **Default.**

(a) If Buyer fails to materially perform or observe any of the covenants, restrictions, requirements and/or stipulations to be performed and/or observed by Buyer hereunder and such failure to perform or observe is not cured within thirty (30) days after written notice thereof from Seller to Buyer (or in the case of a default which cannot be cured in thirty (30) days, Buyer has failed to commence curing the default within such thirty (30) day period), then, as Seller's sole remedy, any deposits placed under this Agreement shall be delivered by the Escrow Agent to the Seller as liquidated and agreed upon damages.

(b) If Seller fails to materially perform or observe any of the covenants, restrictions, requirements and/or stipulations to be performed and/or observed by Seller hereunder, and such failure to perform or observe is not cured within thirty (30) days after written notice thereof from Buyer to Seller, then at the option of the Buyer, any Deposit placed under this Agreement shall be promptly returned by the Escrow Agent to the Buyer, together with all interest earned thereon or, alternatively, Buyer may seek specific performance of Seller's obligations hereunder.

19. **Escrow.** Any Escrow Agent receiving funds is authorized and agrees by acceptance thereof to promptly deposit and to hold same in escrow and to disburse the same subject to clearance thereof in accordance with terms and conditions of this Agreement. Failure of clearance of funds shall not excuse performance by the Buyer. In the event of doubt as to its duties or liabilities under the provisions of this Agreement, the Escrow Agent may, in its sole discretion, continue to hold the monies which are the subject of this escrow until the parties mutually agree to the disbursement thereof, or until a judgment of a court of competent jurisdiction shall determine the rights of the parties thereto, or it may deposit all the monies then held pursuant to this Agreement with the Clerk of the Circuit Court of Palm Beach County, Florida, and upon notifying all parties concerned of such action, all liability on the part of the Escrow Agent shall fully terminate, except to the extent of accounting for any monies theretofore delivered out of escrow. In the event of any suit between Buyer and Seller wherein the Escrow Agent is made a party by virtue of acting as such Escrow Agent hereunder, or in the event of any suit wherein Escrow Agent interpleads the subject matter of this escrow, the Escrow Agent shall be entitled to recover a reasonable attorney's fee and costs incurred, said fees and costs to be charged and assessed as court cost in favor of the prevailing party. All parties agree that the Escrow Agent shall not be liable to any party or person whomsoever for misdelivery to Buyer or Seller of monies subject to this

escrow, unless such misdelivery shall be due to willful breach of this Agreement or gross negligence on the part of the Escrow Agent. Seller acknowledges that Escrow Agent has been retained as counsel for the Buyer in this matter and other transactions and agrees that Escrow Agent may continue to represent Buyer in this matter and any and all present and future transactions.

20. **Entire Agreement.** This Agreement constitutes the entire agreement between the parties with respect to the transaction contemplated herein, and it supersedes all prior understandings or agreements between the parties.

21. **Binding Effect.** This Agreement shall be binding upon and inure to the benefit of the parties hereto and their respective heirs, devisees, personal representatives, successors and permitted assigns.

22. **Waiver; Modification.** The failure by the Buyer or Seller to insist upon or enforce any of their rights shall not constitute a waiver thereof, and nothing shall constitute a waiver of the Buyer's right to insist upon strict compliance with the terms of this Agreement. Either party may waive the benefit of any provision or condition for its benefit which is contained in this Agreement. No oral modification of this Agreement shall be binding upon the parties and any modification must be in writing and signed by the parties.

23. **Governing Law; Venue.** This Agreement shall be governed by and construed under the laws of the State of Florida. The venue of any litigation arising out of this Agreement shall be Palm Beach County, Florida.

24. **Headings.** The paragraph headings as set forth in this Agreement are for convenience or reference only and shall not be deemed to vary the content of this Agreement or limit the provisions or scope of any paragraph herein.

25. **Enforceability.**

If any provision in this Agreement shall be held to be excessively broad, it shall be construed, by limiting and reducing it, to be enforceable to the extent compatible with applicable law. If any provision in this Agreement shall, notwithstanding the preceding sentence, be held illegal or unenforceable, such illegality or unenforceability shall not affect any other provision of this Agreement.

26. **Notices.** Any notice, request, demand, instruction or other communication to be given to either party, except where required by the terms of this Agreement to be delivered at the Closing, shall be in writing and shall be sent as follows:

If to Buyer: Palm Beach Leisureville Community Association,
Inc.
1007 Ocean Drive
Boynton Beach, FL 33426

With a copy to: Leigh C. Katzman, Esq.
Katzman Chandler
1500 W. Cypress Creek Road, Suite 408
Fort Lauderdale, FL 33309
Telephone: 954-486-7774
Facsimile: 954-486-7782

If to Seller: City of Boynton Beach
Attn: Lori LaVerriere, City Manager
City of Boynton Beach
100 E. Boynton Beach Blvd.
Boynton Beach, FL 33425

With a copy to: Goren, Cherof, Doody & Ezrol, P.A.
3099 East Commercial Blvd, Suite 200
Fort Lauderdale, Florida 33308
Telephone: 954-771-4500
Facsimile: 954-771-4923
Email: ddoody@cityatty.com
Attn: Donald J. Doody, Esq.

Any such notice shall be either (a) sent by overnight delivery using a nationally recognized overnight courier, in which case notice shall be deemed delivered on the date such notice is deposited with such courier, (b) sent by facsimile, in which case notice shall be deemed delivered upon confirmed transmission of such notice by facsimile, (c) sent by personal delivery, in which case notice shall be deemed delivered upon receipt or refusal of delivery of such notice, or (d) sent by electronic mail (“**Email**”), in which case notice shall be deemed delivered upon confirmed transmission of such notice by Email. A party's address may be changed by written notice to the other party; provided, however, that no notice of a change of address shall be effective until actually received by the recipient thereof. Copies of notices are for informational purposes only, and a failure to give or receive copies of any notice shall not be deemed a failure to give notice. The attorney for a party has the authority to send and receive notices on behalf of such party.

27. **Assignment.** Neither party shall assign this Agreement without the prior written consent of the other party, which may be withheld in such party's sole discretion, except that Buyer may assign its rights under this Agreement with respect to the Property to one or more entities controlled by Buyer or its principals, or affiliated with the Buyer, or to any financial institution which may become a “partner” (which shall include an affiliation through any form of business organization) of the Buyer (or any of their affiliates), provided, however, a copy of the

assignment and assumption agreement shall be delivered to Seller prior to Closing Date, if applicable.

28. **Attorneys' Fees.** In the event that it becomes necessary for either party to bring suit to enforce the terms of this Agreement, then the prevailing party shall be entitled to recover all costs, including reasonable attorneys' fees, incurred in connection with such litigation (including appellate proceedings) against the non-prevailing party.

29. **Radon Disclosure.** Pursuant to statute, Seller hereby notifies Buyer as follows: Radon is a naturally occurring radioactive gas that, when it has accumulated in a building in sufficient quantities, may present health risks to persons who are exposed to it over time. Levels of radon that exceed federal and state guidelines have been found in buildings in Florida. Additional information regarding radon and radon testing may be obtained from your county public health unit.

30. **Effective Date.** The Effective Date of this Agreement shall be the date upon which the last party to sign this Agreement has executed this Agreement. Buyer shall confirm to Seller in writing the date of the Effective Date. Buyer recognizes that though it has negotiated this Agreement with Seller's representatives and has signed it, Seller cannot execute this Agreement until it has fully complied with the provisions of **Section** of Seller's Charter. If the City Commission of Seller approves this Agreement in accordance with **Section** of the Charter, then the Effective Date shall be the date upon which Seller executes this Agreement.

31. **Time of the Essence.** Time is of the essence with respect to each provision of this Agreement. Provided however, if the date for performance is on a Saturday, Sunday or federal holiday, the date for performance shall be extended to the next business day.

32. **No Third Party Beneficiaries.** This Agreement is an agreement between Seller and Buyer only and no third parties shall be entitled to assert any rights as third party beneficiaries hereunder.

33. **Counterpart Execution.** This Agreement may be executed in two or more counterparts, all of which together shall constitute but one and the same Agreement. To facilitate the execution and delivery hereof, the parties may exchange executed counterparts hereof, or of any amendment hereto, by facsimile or other similar electronic transmission, which transmission shall be deemed delivery of an original executed counterpart by such party.

34. **Recordation.** At the election of Buyer, and at Buyer's sole cost, this Agreement or any memorandum, summary, or other evidence hereof may be recorded in any public records prior to the consummation of the Closing.

35. **Marketing the Property.** Seller hereby agrees that as of the Effective Date and provided that this Agreement has not terminated, the Seller may not continue marketing the Property or the membership interest of the Seller and may not enter into contracts for the sale of the Property or any contracts for the sale of the membership interest of the Seller.

36. **Survival.** Except as otherwise provided herein, the provisions of this Agreement shall not survive the Closing and shall be merged into the conveyance documents executed and delivered at Closing.

37. **Successors.**

This Agreement shall apply to and bind the executors, administrators, successors and assigns of SELLER and PURCHASER.

The parties have executed this Agreement as of the day and year last written below.

BUYER:

Palm Beach Leisureville Community Association, Inc.

By: _____

Name: _____

Title: _____

Date: _____, 2018

SELLER:

CITY OF BOYNTON BEACH, a Florida municipal corporation

By: _____

Name: _____

Title: _____

Date: _____, 2018

EXHIBIT "A"

Legal Description of the Property

A parcel of land lying in Section 29, Township 45 South, Range 43 East, Palm Beach County, Florida, being more particularly described as follows:

Commencing at the Northeast corner of Lot 41, Block 2 of the plat "Replat of First Section Palm Beach Leisureville" as recorded in Plat Book 28, at Pages 201, 202, and 203 of the Public Records of Palm Beach County, Florida; thence South $01^{\circ}12'55''$ East along the East line of lots 34-41, Block 2 of said "Replat of First Section Palm Beach Leisureville"; a distance of 620.34 feet to the Point of Beginning; thence continue South $01^{\circ}12'55''$ East along the East line of Lots 22-34 of said Block 2, a distance of 672.12 feet to the Southeast corner of lot 22, of said Block 2; thence North $87^{\circ}69'27''$ East along the North line of lots 7-12 of said Block 2, a distance of 330.70 feet to the Northeast corner of Lot 7 of said Block 2; thence North $01^{\circ}16'09''$ West along the West line of lots 4 and 5 of said Block 2, a distance of 170.33 feet to a point of intersection with the South line of that 25.00 foot wide Right-of-Way for "Jasmine Street" as shown on said "Replat of First Section Palm Beach Leisureville"; thence South $08^{\circ}24'30''$ West along said south line, a distance of 126.90 feet to a point of intersection with the southerly projection of the West line of the Plat of "Lake Boynton Estates Plat 4-A" as recorded in Plat Book 14, at Page 69 of the Public Records of Palm Beach County, Florida; thence North $01^{\circ}35'00''$ West along said projection line and the West line thereof, a distance of 499.34 feet to the Point of Beginning.

[Subject to verification by Survey to be obtained by Buyer during Investigation Period]

EXHIBIT "B"

Prepared by and return to:
Donald J. Doody, Esq.
Goren, Cherof, Doody & Ezrol, P.A.
3099 E. Commercial Blvd., S-200
Fort Lauderdale, FL 33308

SPECIAL WARRANTY DEED

THIS INDENTURE, made and executed this ___ day of _____, 2018, by City of Boynton Beach Florida, a Florida municipal corporation, whose mailing address is 100 E. Boynton Beach Blvd., Boynton Beach, Florida 33425 ("**Grantor**") to Palm Beach Leisureville Community Association, Inc., a Florida not-for-profit corporation, whose mailing address is 1007 Ocean Drive, Boynton Beach, Florida 33426 ("**Grantee**").

W I T N E S S E T H:

THAT Grantor, for and in consideration of the sum of Ten Dollars (\$10.00) and other valuable consideration, the receipt and adequacy of which is hereby acknowledged, hereby grants, bargains, sells, aliens, remises, releases, conveys and confirms unto Grantee, certain real property located in Palm Beach County, Florida ("**Property**") which is more particularly described on Exhibit "A" attached hereto and by this reference made a part hereof.

TOGETHER with all the easements, tenements, hereditaments and appurtenances thereto belonging or in anywise appertaining; and

The Property shall be used for a traditional park. Grantor shall have a reversionary interest in the Property. The failure of Grantee to develop the Property for a traditional park within _____ months from the date of this Special Warranty Deed, shall allow Grantor to exercise its reversionary rights in the Property.

TO HAVE AND TO HOLD, the same in fee simple forever.

AND Grantor hereby covenants with Grantee that Grantor will warrant and defend the Property against the lawful claims and demands of all persons claiming by, through, or under Grantor, but against none other, and that the Property is free of all encumbrances, except taxes accruing subsequent to December 31, 2018 and except for matters as they appear on Exhibit "B" attached hereto and by this reference made a part hereof, provided that this reference shall not serve to reimpose same.

[SIGNATURES APPEAR ON FOLLOWING PAGE]

[SIGNATURE PAGE TO SPECIAL WARRANTY DEED]

IN WITNESS WHEREOF, the Grantor has caused this Special Warranty Deed to be executed the day and year first above written.

WITNESSES:

Witness
Print Name:

CITY OF BOYNTON BEACH, FLORIDA, a Florida
municipal corporation

Witness
Print Name:

By:
Title:

STATE OF FLORIDA
COUNTY OF PALM BEACH

The foregoing instrument was acknowledged before me this __ day of _____, 2018, by _____, as _____ of the City of Boynton Beach, on behalf of the City. He/she is () is personally known to me or () produced _____ as identification.

NOTARY PUBLIC, State of Florida

Print Name

My Commission expires: _____

Serial No.: _____

(SEAL)

Pyle, Judith

From: Louanne Hughes <LHughes@campbellproperty.com>
Sent: Monday, March 12, 2018 3:59 PM
To: Pyle, Judith
Cc: Howard, Tim; Michele Barkman
Subject: Commission Meeting March 20, 2018 / Postpone City Land Sale Agreement to PBL

Good Afternoon Judith Pyle,

Let me introduce myself, my name is Louanne Hughes, I am the property manager at Palm Beach Leisureville. Tim Howard advised me to email you a request to postpone the proposed PBL land sale agreement scheduled for the next Commission meeting on March 20, 2108.

Palm Beach Leisureville monthly Board meetings conflicts with the City's Commission meeting on March 20th. Please confirm this agenda item will be postponed until the following meeting scheduled for April 3, 2018.

Thank you for your help with this matter.

Have a great day!

Louanne Hughes, LCAM
Property Manager
Palm Beach Leisureville
Campbell Property Management
1007 Ocean Drive
Boynton Beach, FL 33426
561-732-7474
561-732-5878 Fax
lhughes@campbellproperty.com



The information contained in this e-mail is privileged and confidential and is intended solely for the use and benefit of the intended recipient(s) named above. Any disclosure or re-distribution of this email without the consent of the sender is prohibited. Any unauthorized disclosure or distribution may subject the responsible individual to disciplinary action in accordance with the Community Documents. If the reader of this message is not the intended recipient, you are hereby notified that any dissemination, publication, distribution or copying of this communication is strictly prohibited. If you have received this communication in error, please contact the sender by email and destroy all copies of the original message. Thank you.



CITY OF BOYNTON BEACH AGENDA ITEM REQUEST FORM

COMMISSION MEETING DATE: 3/20/2018

REQUESTED ACTION BY COMMISSION: Approve the request of Commissioner Mack McCray to distribute \$500 of his Community Support Funds to the Youth Enrichment Association for Academic & Athletics. East Boynton Beach Wildcats.

EXPLANATION OF REQUEST: The Youth Enrichment Association for Academics & Athletics (YEAA&A) is a non-profit, recreation-oriented youth program that relies heavily on athletics and recreational activities to create and cement the bond between the adult volunteers and the youth in the community. This is the parent Company of East Boynton Wildcats.

HOW WILL THIS AFFECT CITY PROGRAMS OR SERVICES?

FISCAL IMPACT: Budgeted Budgeted Funds were included in approved FY 2017/18 Commission budget under account 001-1110-511-95-47, \$2,000 per member.

ALTERNATIVES: Do not approve use of funds.

STRATEGIC PLAN:

STRATEGIC PLAN APPLICATION:

CLIMATE ACTION: No

CLIMATE ACTION DISCUSSION:

Is this a grant? No

Grant Amount:

ATTACHMENTS:

Type	Description
<input type="checkbox"/> Other	Community Support Funds McCray

EXHIBIT "A"

COMMUNITY SUPPORT FUNDS REQUEST FORM

Part I - Summary of Request (to be completed by City Clerk)

Date of Request: 3/12/18
Requested by Mayor/Commissioner: Commissioner McCray
Amount Requested: \$500.00
Recipient/Payee: Youth Enrichment Assoc. for Academic + Athletics
Description of project, program, or activity to be funded: Sports and Community Academics Program. EAST BOYNTON BEACH WildCATS.

Part II - Availability of funds

The annual appropriation of funds available to the requesting Member of the Commission listed above is \$2,000.00.

The balance of funds available for the requesting Member of the Commission is \$500.00.

Accordingly:

- There are funds available as requested
There are insufficient funds available as requested

Dated: 3/12/18

By: Judith A. Fife
City Clerk

Part III-Eligibility Evaluation

- Public funds will not be used to improve private property unless there is a clear public need, purpose and benefit
The recipient/payee provides services within the City
The public purpose is beneficial to the entire community served by such donation

Dated:

By: [Signature]
Requesting Member of the City Commission



CITY OF BOYNTON BEACH AGENDA ITEM REQUEST FORM

COMMISSION MEETING DATE: 3/20/2018

REQUESTED ACTION BY COMMISSION:

Result of Textile Recycling RFP and recommendation - **April 3, 2018**

EXPLANATION OF REQUEST:

HOW WILL THIS AFFECT CITY PROGRAMS OR SERVICES?

FISCAL IMPACT:

ALTERNATIVES:

STRATEGIC PLAN:

STRATEGIC PLAN APPLICATION:

CLIMATE ACTION: No

CLIMATE ACTION DISCUSSION:

Is this a grant? No

Grant Amount:



CITY OF BOYNTON BEACH AGENDA ITEM REQUEST FORM

COMMISSION MEETING DATE: 3/20/2018

REQUESTED ACTION BY COMMISSION:

Staff to review PBC Ordinance on Panhandlers - April 2018

EXPLANATION OF REQUEST:

HOW WILL THIS AFFECT CITY PROGRAMS OR SERVICES?

FISCAL IMPACT:

ALTERNATIVES:

STRATEGIC PLAN:

STRATEGIC PLAN APPLICATION:

CLIMATE ACTION: No

CLIMATE ACTION DISCUSSION:

Is this a grant? No

Grant Amount:



CITY OF BOYNTON BEACH AGENDA ITEM REQUEST FORM

COMMISSION MEETING DATE: 3/20/2018

REQUESTED ACTION BY COMMISSION:

Staff to bring information concerning the following land parcels for the Commission to review - **TBD**

Nichols Property
Rolling Green
Girl Scout Park

EXPLANATION OF REQUEST:

HOW WILL THIS AFFECT CITY PROGRAMS OR SERVICES?

FISCAL IMPACT:

ALTERNATIVES:

STRATEGIC PLAN:

STRATEGIC PLAN APPLICATION:

CLIMATE ACTION: No

CLIMATE ACTION DISCUSSION:

Is this a grant? No

Grant Amount:



CITY OF BOYNTON BEACH AGENDA ITEM REQUEST FORM

COMMISSION MEETING DATE: 3/20/2018

REQUESTED ACTION BY COMMISSION:

Vice-Mayor Katz has requested the City Attorney to provide update on legal issues with QPODD - **TBD**

EXPLANATION OF REQUEST:

HOW WILL THIS AFFECT CITY PROGRAMS OR SERVICES?

FISCAL IMPACT:

ALTERNATIVES:

STRATEGIC PLAN:

STRATEGIC PLAN APPLICATION:

CLIMATE ACTION: No

CLIMATE ACTION DISCUSSION:

Is this a grant? No

Grant Amount:



CITY OF BOYNTON BEACH AGENDA ITEM REQUEST FORM

COMMISSION MEETING DATE: 3/20/2018

REQUESTED ACTION BY COMMISSION:

Mayor has requested to discuss a sustainability committee - TBD

EXPLANATION OF REQUEST:

HOW WILL THIS AFFECT CITY PROGRAMS OR SERVICES?

FISCAL IMPACT:

ALTERNATIVES:

STRATEGIC PLAN:

STRATEGIC PLAN APPLICATION:

CLIMATE ACTION: No

CLIMATE ACTION DISCUSSION:

Is this a grant? No

Grant Amount:



CITY OF BOYNTON BEACH AGENDA ITEM REQUEST FORM

COMMISSION MEETING DATE: 3/20/2018

REQUESTED ACTION BY COMMISSION: Staff to bring back to Commission results of negotiation with property owner a real estate purchase and sale agreement between the City of Boynton Beach and Brittany Bumgardner for a vacant parcel at the end of SW 24th Avenue adjacent to I-95. - **TBD**

EXPLANATION OF REQUEST:

HOW WILL THIS AFFECT CITY PROGRAMS OR SERVICES?

FISCAL IMPACT: Budgeted

ALTERNATIVES:

STRATEGIC PLAN:

STRATEGIC PLAN APPLICATION:

CLIMATE ACTION: No

CLIMATE ACTION DISCUSSION:

Is this a grant? No

Grant Amount:
